



Eagle Farm QLD Professional

Race 2: MATER LITTLE MIRACLES BENCHMARK 85 Handicap - 1805m

25 March 2023 - 12:32



BRISBANE
RACING CLUB

Track Rating: Good 4, Weather: Fine, Rail Position: +1m Entire

Section		Overall	1600m	1400m	1200m	1000m	800m	600m	Last 600m				
Field Times		1:49.74 (0:14.63)	1:35.11 (0:12.26)	1:22.85 (0:12.48)	1:10.37 (0:11.44)	0:58.93 (0:11.88)	0:47.05 (0:11.91)	0:35.14 (0:11.68)	0:35.14				
Rank	TAB Horse/Jockey	Barrier	Top Speed [km/h]	Fastest Section									Distance Travelled [m]
1	6 SANTERO Jaden Lloyd	1	64.9 400m	0:11.29 400m	1:49.74 [1] (0:15.04)	1:34.70 [4] (0:12.20)	1:22.50 [4] (0:12.40)	1:10.10 [4] (0:11.77)	0:58.33 [5] (0:11.76)	0:46.57 [3] (0:11.89)	0:34.68 [3] (0:11.57)	0:34.68	
2	3 KALAPOUR Jim Byrne	5	64.2 400m	0:11.44 1200m	1:49.87 [2] (0:15.08)	1:34.79 [5] (0:12.29)	1:22.50 [5] (0:12.00)	1:10.50 [1] (0:11.44)	0:59.06 [1] (0:11.91)	0:47.15 [2] (0:11.90)	0:35.25 [2] (0:11.66)	0:35.25	+7
3	4 MUBARIZ Damien Thornton	6	63.6 400m	0:11.44 400m	1:50.29 [3] (0:15.33)	1:34.96 [6] (0:12.20)	1:22.76 [6] (0:12.37)	1:10.39 [6] (0:11.74)	0:58.65 [6] (0:11.70)	0:46.95 [6] (0:11.90)	0:35.05 [6] (0:11.59)	0:35.05	+4
4	1 BOTTEGA Marnu Potgieter	3	64.8 1200m	0:11.46 1200m	1:50.43 [4] (0:14.63)	1:35.80 [1] (0:12.26)	1:23.54 [1] (0:12.58)	1:10.96 [2] (0:11.46)	0:59.50 [2] (0:11.76)	0:47.74 [1] (0:11.91)	0:35.83 [1] (0:11.68)	0:35.83	-3
5	2 SHE'S THE GIFT James Orman	7	63.2 1200m	0:11.53 600m	1:50.85 [5] (0:14.79)	1:36.06 [2] (0:12.28)	1:23.78 [2] (0:12.60)	1:11.18 [5] (0:11.72)	0:59.46 [4] (0:11.90)	0:47.56 [5] (0:11.86)	0:35.70 [4] (0:11.53)	0:35.70	-6
6	5 STUCK WITH YOU Brodie Loy	2	63.5 1200m	0:11.57 600m	1:51.49 [6] (0:14.92)	1:36.57 [3] (0:12.26)	1:24.31 [3] (0:12.39)	1:11.92 [3] (0:11.80)	1:00.12 [3] (0:11.86)	0:48.26 [4] (0:11.94)	0:36.32 [5] (0:11.57)	0:36.32	+6

Scratched: The Red Kite (#7)

[] Ranking at each section and finish
 -:-:- No data available at this section
 NA No data available

SCN Saddle cloth number
 DNF Did not finish
 DNT Did not track



Eagle Farm QLD Professional

Race 2: MATER LITTLE MIRACLES BENCHMARK 85 Handicap - 1805m

25 March 2023 - 12:32



BRISBANE
RACING CLUB

Track Rating: Good 4, Weather: Fine, Rail Position: +1m Entire

Section				400m	200m			Last 600m			
Field Times				0:23.46 (0:11.44)	0:12.02 (0:12.02)			0:35.14			
Rank	TAB	Horse/Jockey	Barrier	Top Speed [km/h]	Fastest Section	Margin				Distance Travelled [m]	
1	6	SANTERO Jaden Lloyd	1	64.9 400m	0:11.29 400m	0:23.11 [3] (0:11.29)	0:11.82 [3] (0:11.82)	1:49.74		0:34.68	
2	3	KALAPOUR Jim Byrne	5	64.2 400m	0:11.44 1200m	0:23.59 [2] (0:11.44)	0:12.15 [1] (0:12.15)	0.76L		0:35.25	+7
3	4	MUBARIZ Damien Thornton	6	63.6 400m	0:11.44 400m	0:23.46 [6] (0:11.44)	0:12.02 [4] (0:12.02)	3.21L		0:35.05	+4
4	1	BOTTEGA Marnu Potgieter	3	64.8 1200m	0:11.46 1200m	0:24.15 [1] (0:11.58)	0:12.57 [2] (0:12.57)	4.08L		0:35.83	-3
5	2	SHE'S THE GIFT James Orman	7	63.2 1200m	0:11.53 600m	0:24.17 [4] (0:11.68)	0:12.49 [5] (0:12.49)	6.5L		0:35.70	-6
6	5	STUCK WITH YOU Brodie Loy	2	63.5 1200m	0:11.57 600m	0:24.75 [5] (0:11.75)	0:13.00 [6] (0:13.00)	10.29L		0:36.32	+6

Scratched: The Red Kite (#7)



Horse/Jockey Name	Santero
Final Rank	1
Fastest Section Time (Section)	0:11.29 (400m)
Top Speed [km/h] (Section)	64.9 (400m)
Race State	Finished



Eagle Farm QLD Professional
Race 2: MATER LITTLE MIRACLES BENCHMARK 85 Handicap - 1805m

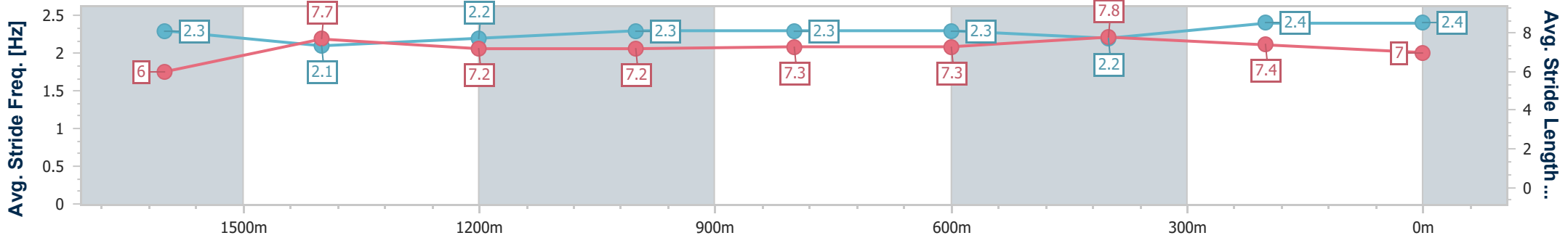
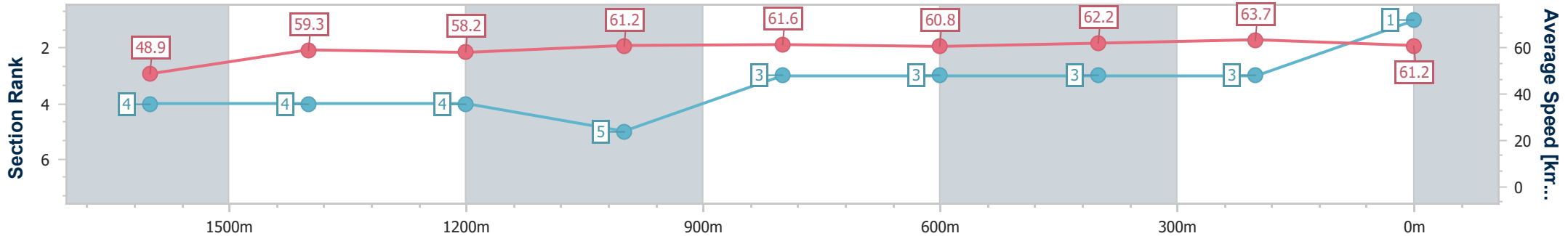


25 March 2023 - 12:32

BRISBANE RACING CLUB

Track Rating: Good 4, Weather: Fine, Rail Position: +1m Entire

Section	Overall	1600m	1400m	1200m	1000m	800m	600m	400m	200m
Section Times	1:49.74 [1] (0:15.04)	1:34.70 [4] (0:12.20)	1:22.50 [4] (0:12.40)	1:10.10 [4] (0:11.77)	0:58.33 [5] (0:11.76)	0:46.57 [3] (0:11.89)	0:34.68 [3] (0:11.57)	0:23.11 [3] (0:11.29)	0:11.82 [3] (0:11.82)
Average Speed [km/h]	48.9	59.3	58.2	61.2	61.6	60.8	62.2	63.7	61.2
Top Speed [km/h]	59.2	59.9	59.3	63.1	63.0	61.9	63.9	64.9	63.2
Avg. Dist. to Rail [m]	2.1	1.0	1.0	1.8	1.2	1.4	0.5	1.7	3.7
Avg. Stride Freq. [Hz]	2.3	2.1	2.2	2.3	2.3	2.3	2.2	2.4	2.4
Avg. Stride Length [m]	6.0	7.7	7.2	7.2	7.3	7.3	7.8	7.4	7.0



- [] Ranking at each section and finish
- .-.- No data available at this section
- NA No data available



Horse/Jockey Name	Kalapour
Final Rank	2
Fastest Section Time (Section)	0:11.44 (1200m)
Top Speed [km/h] (Section)	64.2 (400m)
Race State	Finished



Eagle Farm QLD Professional
Race 2: MATER LITTLE MIRACLES BENCHMARK 85 Handicap - 1805m

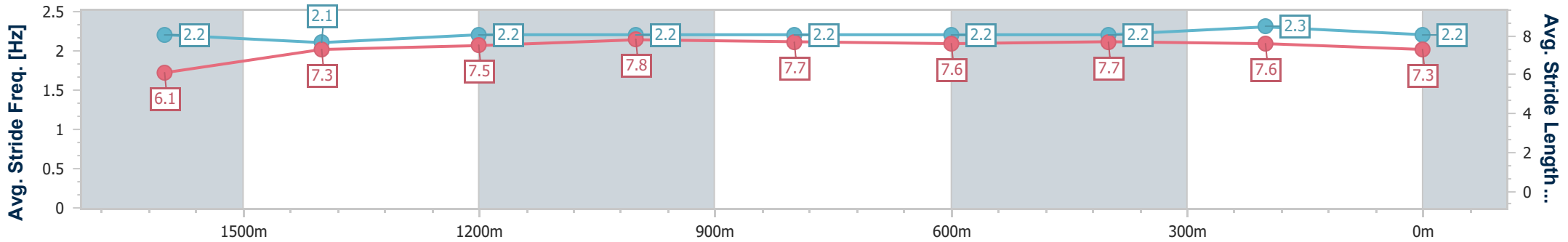
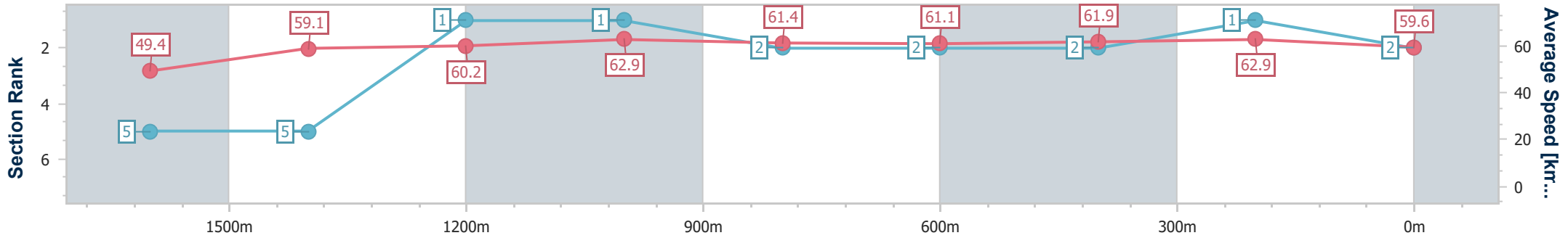


25 March 2023 - 12:32

BRISBANE RACING CLUB

Track Rating: Good 4, Weather: Fine, Rail Position: +1m Entire

Section	Overall	1600m	1400m	1200m	1000m	800m	600m	400m	200m
Section Times	1:49.87 [2] (0:15.08)	1:34.79 [5] (0:12.29)	1:22.50 [5] (0:12.00)	1:10.50 [1] (0:11.44)	0:59.06 [1] (0:11.91)	0:47.15 [2] (0:11.90)	0:35.25 [2] (0:11.66)	0:23.59 [2] (0:11.44)	0:12.15 [1] (0:12.15)
Average Speed [km/h]	49.4	59.1	60.2	62.9	61.4	61.1	61.9	62.9	59.6
Top Speed [km/h]	59.0	59.8	63.1	63.4	62.4	61.6	63.1	64.2	61.5
Avg. Dist. to Rail [m]	4.3	2.4	2.7	2.9	2.7	2.0	0.8	1.3	2.0
Avg. Stride Freq. [Hz]	2.2	2.1	2.2	2.2	2.2	2.2	2.2	2.3	2.2
Avg. Stride Length [m]	6.1	7.3	7.5	7.8	7.7	7.6	7.7	7.6	7.3



- [] Ranking at each section and finish
- .-.- No data available at this section
- NA No data available



Horse/Jockey Name	Mubariz
Final Rank	3
Fastest Section Time (Section)	0:11.44 (400m)
Top Speed [km/h] (Section)	63.6 (400m)
Race State	Finished



Eagle Farm QLD Professional
Race 2: MATER LITTLE MIRACLES BENCHMARK 85 Handicap - 1805m

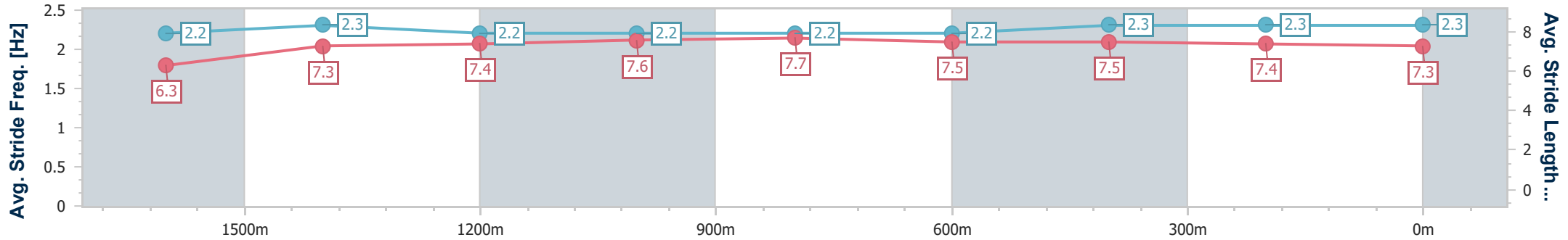
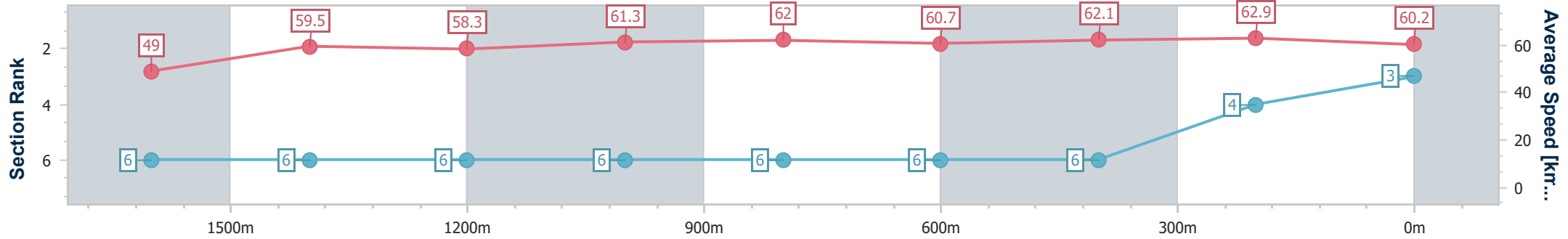


25 March 2023 - 12:32

BRISBANE RACING CLUB

Track Rating: Good 4, Weather: Fine, Rail Position: +1m Entire

Section	Overall	1600m	1400m	1200m	1000m	800m	600m	400m	200m
Section Times	1:50.29 [3] (0:15.33)	1:34.96 [6] (0:12.20)	1:22.76 [6] (0:12.37)	1:10.39 [6] (0:11.74)	0:58.65 [6] (0:11.70)	0:46.95 [6] (0:11.90)	0:35.05 [6] (0:11.59)	0:23.46 [6] (0:11.44)	0:12.02 [4] (0:12.02)
Average Speed [km/h]	49.0	59.5	58.3	61.3	62.0	60.7	62.1	62.9	60.2
Top Speed [km/h]	59.3	60.5	59.3	63.2	62.9	61.7	63.1	63.6	61.6
Avg. Dist. to Rail [m]	6.1	1.9	0.9	1.5	1.2	0.9	0.2	2.3	3.8
Avg. Stride Freq. [Hz]	2.2	2.3	2.2	2.2	2.2	2.2	2.3	2.3	2.3
Avg. Stride Length [m]	6.3	7.3	7.4	7.6	7.7	7.5	7.5	7.4	7.3



- [] Ranking at each section and finish
- .-.- No data available at this section
- NA No data available



Horse/Jockey Name	Bottega
Final Rank	4
Fastest Section Time (Section)	0:11.46 (1200m)
Top Speed [km/h] (Section)	64.8 (1200m)
Race State	Finished



Eagle Farm QLD Professional
Race 2: MATER LITTLE MIRACLES BENCHMARK 85 Handicap - 1805m

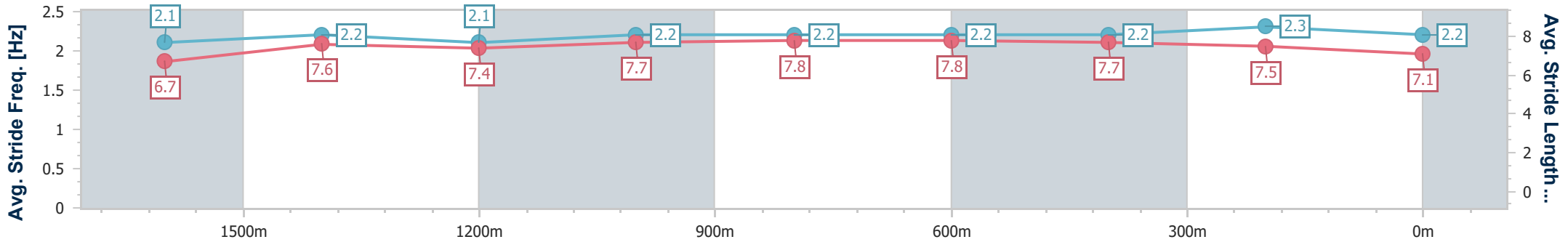
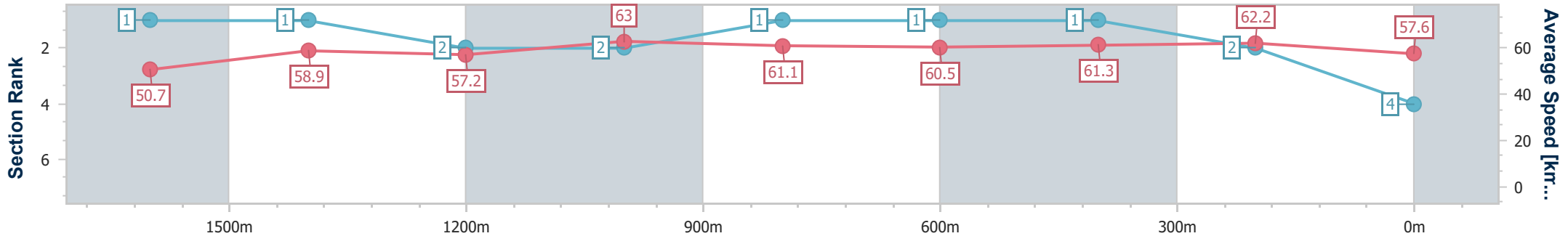


25 March 2023 - 12:32

BRISBANE RACING CLUB

Track Rating: Good 4, Weather: Fine, Rail Position: +1m Entire

Section	Overall	1600m	1400m	1200m	1000m	800m	600m	400m	200m
Section Times	1:50.43 [4] (0:14.63)	1:35.80 [1] (0:12.26)	1:23.54 [1] (0:12.58)	1:10.96 [2] (0:11.46)	0:59.50 [2] (0:11.76)	0:47.74 [1] (0:11.91)	0:35.83 [1] (0:11.68)	0:24.15 [1] (0:11.58)	0:12.57 [2] (0:12.57)
Average Speed [km/h]	50.7	58.9	57.2	63.0	61.1	60.5	61.3	62.2	57.6
Top Speed [km/h]	61.6	59.7	58.5	64.8	62.0	61.1	62.6	63.4	60.3
Avg. Dist. to Rail [m]	3.4	0.5	0.3	0.7	0.4	0.2	1.0	0.6	1.5
Avg. Stride Freq. [Hz]	2.1	2.2	2.1	2.2	2.2	2.2	2.2	2.3	2.2
Avg. Stride Length [m]	6.7	7.6	7.4	7.7	7.8	7.8	7.7	7.5	7.1



- [] Ranking at each section and finish
- .-.- No data available at this section
- NA No data available



Horse/Jockey Name	She's The Gift
Final Rank	5
Fastest Section Time (Section)	0:11.53 (600m)
Top Speed [km/h] (Section)	63.2 (1200m)
Race State	Finished

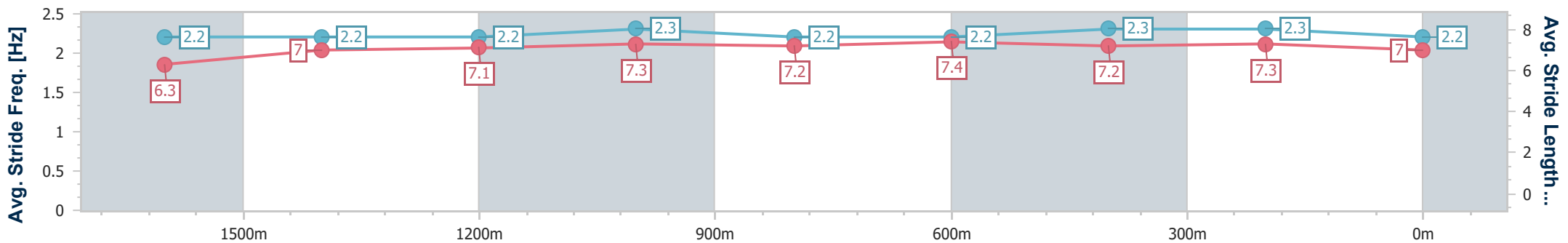
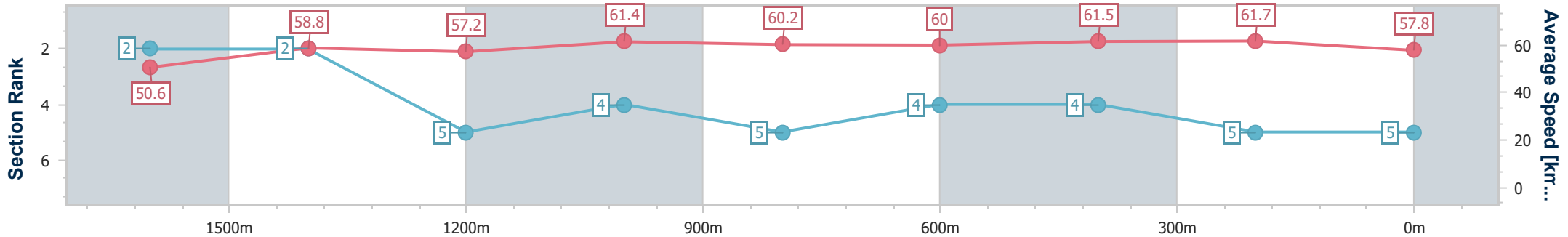


Eagle Farm QLD Professional
 Race 2: MATER LITTLE MIRACLES BENCHMARK 85 Handicap - 1805m
 25 March 2023 - 12:32
 Track Rating: Good 4, Weather: Fine, Rail Position: +1m Entire



BRISBANE RACING CLUB

Section	Overall	1600m	1400m	1200m	1000m	800m	600m	400m	200m
Section Times	1:50.85 [5] (0:14.79)	1:36.06 [2] (0:12.28)	1:23.78 [2] (0:12.60)	1:11.18 [5] (0:11.72)	0:59.46 [4] (0:11.90)	0:47.56 [5] (0:11.86)	0:35.70 [4] (0:11.53)	0:24.17 [4] (0:11.68)	0:12.49 [5] (0:12.49)
Average Speed [km/h]	50.6	58.8	57.2	61.4	60.2	60.0	61.5	61.7	57.8
Top Speed [km/h]	60.9	60.4	59.4	63.2	62.5	61.1	62.4	62.5	60.2
Avg. Dist. to Rail [m]	5.8	0.9	0.6	0.3	1.2	2.5	2.7	1.0	2.6
Avg. Stride Freq. [Hz]	2.2	2.2	2.2	2.3	2.2	2.2	2.3	2.3	2.2
Avg. Stride Length [m]	6.3	7.0	7.1	7.3	7.2	7.4	7.2	7.3	7.0



- [] Ranking at each section and finish
- .-.- No data available at this section
- NA No data available



Horse/Jockey Name	Stuck With You
Final Rank	6
Fastest Section Time (Section)	0:11.57 (600m)
Top Speed [km/h] (Section)	63.5 (1200m)
Race State	Finished



Eagle Farm QLD Professional
Race 2: MATER LITTLE MIRACLES BENCHMARK 85 Handicap - 1805m

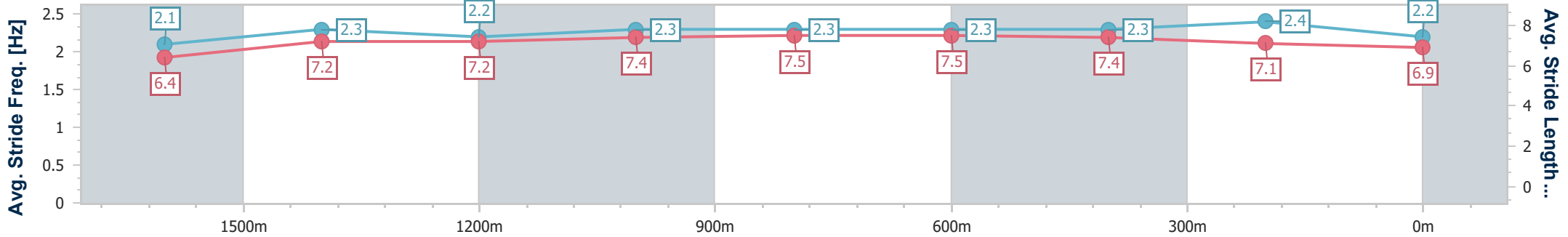
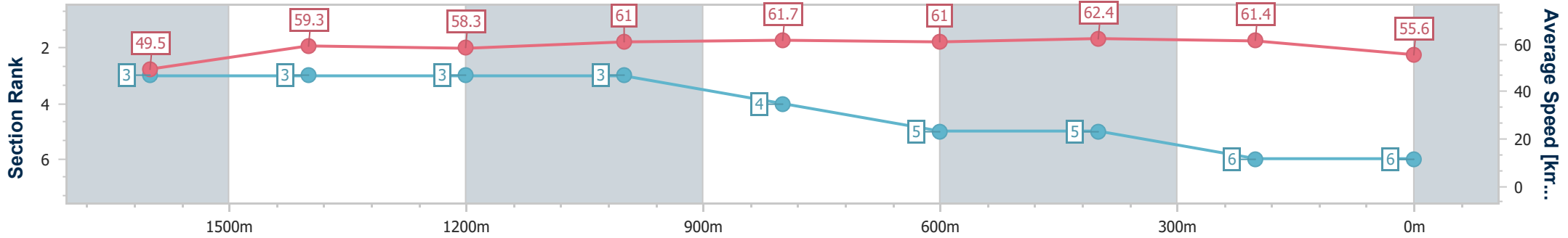


25 March 2023 - 12:32

BRISBANE RACING CLUB

Track Rating: Good 4, Weather: Fine, Rail Position: +1m Entire

Section	Overall	1600m	1400m	1200m	1000m	800m	600m	400m	200m
Section Times	1:51.49 [6] (0:14.92)	1:36.57 [3] (0:12.26)	1:24.31 [3] (0:12.39)	1:11.92 [3] (0:11.80)	1:00.12 [3] (0:11.86)	0:48.26 [4] (0:11.94)	0:36.32 [5] (0:11.57)	0:24.75 [5] (0:11.75)	0:13.00 [6] (0:13.00)
Average Speed [km/h]	49.5	59.3	58.3	61.0	61.7	61.0	62.4	61.4	55.6
Top Speed [km/h]	60.1	59.6	58.8	63.5	62.9	61.9	63.4	63.0	59.1
Avg. Dist. to Rail [m]	2.4	2.4	2.8	3.4	2.4	2.7	0.7	3.8	4.3
Avg. Stride Freq. [Hz]	2.1	2.3	2.2	2.3	2.3	2.3	2.3	2.4	2.2
Avg. Stride Length [m]	6.4	7.2	7.2	7.4	7.5	7.5	7.4	7.1	6.9



- [] Ranking at each section and finish
- .-.- No data available at this section
- NA No data available