



Eagle Farm QLD Professional

Race 6: CHEMIST WAREHOUSE Class 3 Plate - 1400m

25 March 2023 - 15:14



BRISBANE
RACING CLUB

Track Rating: Good 4, Weather: Fine, Rail Position: +1m Entire

Section												Last 600m	
Field Times												0:35.43	
	Overall	1200m	1000m	800m	600m	400m							
	1:23.72 (0:13.49)	1:10.23 (0:11.07)	0:59.16 (0:11.88)	0:47.28 (0:11.85)	0:35.43 (0:11.57)	0:23.86 (0:11.55)							
Rank	TAB	Horse/Jockey	Barrier	Top Speed [km/h]	Fastest Section							Distance Travelled [m]	
1	2	OUR MAGNUS Gary Geran	3	65.8 1200m	0:11.23 1200m	1:23.72 [1] (0:13.68)	1:10.04 [3] (0:11.23)	0:58.81 [4] (0:11.78)	0:47.03 [2] (0:11.84)	0:35.19 [2] (0:11.58)	0:23.61 [2] (0:11.30)	0:35.19	
2	11	RATIONS Les Tilley	15	66.5 400m	0:11.13 400m	1:23.78 [2] (0:14.32)	1:09.46 [11] (0:11.17)	0:58.29 [9] (0:11.85)	0:46.44 [9] (0:11.74)	0:34.70 [9] (0:11.58)	0:23.12 [8] (0:11.13)	0:34.70	-3
3	17	BEFANA Jaden Lloyd	2	65.7 400m	0:11.20 400m	1:23.81 [3] (0:13.92)	1:09.89 [6] (0:11.25)	0:58.64 [6] (0:11.86)	0:46.78 [7] (0:11.92)	0:34.86 [7] (0:11.58)	0:23.28 [6] (0:11.20)	0:34.86	-2
4	7	STARZAM Jim Byrne	16	65.5 400m	0:11.13 400m	1:23.91 [4] (0:14.23)	1:09.68 [10] (0:11.30)	0:58.38 [10] (0:11.85)	0:46.53 [11] (0:11.84)	0:34.69 [11] (0:11.58)	0:23.11 [10] (0:11.13)	0:34.69	+2
5	5	BULLION BOY Jag Guthmann-Chester	4	67.3 Overall	0:11.17 1200m	1:23.94 [5] (0:13.52)	1:10.42 [2] (0:11.17)	0:59.25 [2] (0:11.93)	0:47.32 [3] (0:11.86)	0:35.46 [4] (0:11.58)	0:23.88 [3] (0:11.39)	0:35.46	-1
6	6	HYPE Michael Cahill	12	67.5 1200m	0:11.07 1200m	1:24.17 [6] (0:13.78)	1:10.39 [4] (0:11.07)	0:59.32 [3] (0:11.90)	0:47.42 [4] (0:11.76)	0:35.66 [3] (0:11.69)	0:23.97 [4] (0:11.59)	0:35.66	-2
7	16	MADAME ODETTTE Angela Jones	7	64.9 400m	0:11.32 400m	1:24.37 [7] (0:14.17)	1:10.20 [9] (0:11.42)	0:58.78 [11] (0:11.82)	0:46.96 [10] (0:11.81)	0:35.15 [10] (0:11.75)	0:23.40 [11] (0:11.32)	0:35.15	+3
8	14	DUTCH GOLD Matthew Powell	10	65.0 1200m	0:11.23 1200m	1:24.64 [8] (0:13.99)	1:10.65 [8] (0:11.23)	0:59.42 [7] (0:11.78)	0:47.64 [6] (0:11.85)	0:35.79 [6] (0:11.69)	0:24.10 [7] (0:11.47)	0:35.79	+1
9	13	ZHUANG SHI Ben Thompson	6	64.9 Overall	0:11.37 1200m	1:24.80 [9] (0:13.94)	1:10.86 [7] (0:11.37)	0:59.49 [8] (0:11.87)	0:47.62 [8] (0:11.77)	0:35.85 [8] (0:11.78)	0:24.07 [9] (0:11.53)	0:35.85	-1
10	1	FUN SPONGE Justin Stanley	11	67.9 Overall	0:11.07 1200m	1:24.92 [10] (0:13.49)	1:11.43 [1] (0:11.07)	1:00.36 [1] (0:11.88)	0:48.48 [1] (0:11.85)	0:36.63 [1] (0:11.57)	0:25.06 [1] (0:11.82)	0:36.63	-6

Scratched: Patton (#3), Sunfall (#8), Atlantic Eagle (#9), Bulloo (#10), Sha Of Gomer (#12), Argyle Pink (#15), Yangari (#18), Gulf Of Tomini (#19)

[] Ranking at each section and finish
 -:-:- No data available at this section
 NA No data available

SCN Saddle cloth number
 DNF Did not finish
 DNT Did not track



Eagle Farm QLD Professional

Race 6: CHEMIST WAREHOUSE Class 3 Plate - 1400m

25 March 2023 - 15:14



BRISBANE
RACING CLUB

Track Rating: Good 4, Weather: Fine, Rail Position: +1m Entire

Section	Overall	1200m	1000m	800m	600m	400m	Last 600m
Field Times	1:23.72 (0:13.49)	1:10.23 (0:11.07)	0:59.16 (0:11.88)	0:47.28 (0:11.85)	0:35.43 (0:11.57)	0:23.86 (0:11.55)	0:35.43

Rank	TAB	Horse/Jockey	Barrier	Top Speed [km/h]	Fastest Section	Overall	1200m	1000m	800m	600m	400m	Last 600m	Distance Travelled [m]
11	4	SILVER CANVAS	9	65.0	0:11.31	1:25.45 [11]	1:11.59 [5]	1:00.28 [5]	0:48.48 [5]	0:36.61 [5]	0:24.91 [5]	0:36.61	-1
		Kyle Wilson-Taylor		1200m	1200m	(0:13.86)	(0:11.31)	(0:11.80)	(0:11.87)	(0:11.70)	(0:11.63)		

Scratched: Patton (#3), Sunfall (#8), Atlantic Eagle (#9), Bulloo (#10), Sha Of Gomer (#12), Argyle Pink (#15), Yangari (#18), Gulf Of Tomini (#19)

[] Ranking at each section and finish
 -:-:- No data available at this section
 NA No data available

SCN Saddle cloth number
 DNF Did not finish
 DNT Did not track



Eagle Farm QLD Professional

Race 6: CHEMIST WAREHOUSE Class 3 Plate - 1400m

25 March 2023 - 15:14



BRISBANE
RACING CLUB

Track Rating: Good 4, Weather: Fine, Rail Position: +1m Entire

Section							200m			Last 600m
Field Times							0:12.31			0:35.43
							(0:12.31)			
Rank	TAB	Horse/Jockey	Barrier	Top Speed [km/h]	Fastest Section	Margin			Distance Travelled [m]	
1	2	OUR MAGNUS Gary Geran	3	65.8 1200m	0:11.23 1200m	0:12.31 [1] (0:12.31)	1:23.72		0:35.19	
2	11	RATIONS Les Tilley	15	66.5 400m	0:11.13 400m	0:11.99 [5] (0:11.99)	0.33L		0:34.70 -3	
3	17	BEFANA Jaden Lloyd	2	65.7 400m	0:11.20 400m	0:12.08 [4] (0:12.08)	0.5L		0:34.86 -2	
4	7	STARZAM Jim Byrne	16	65.5 400m	0:11.13 400m	0:11.98 [7] (0:11.98)	1.08L		0:34.69 +2	
5	5	BULLION BOY Jag Guthmann-Chester	4	67.3 Overall	0:11.17 1200m	0:12.49 [2] (0:12.49)	1.27L		0:35.46 -1	
6	6	HYPE Michael Cahill	12	67.5 1200m	0:11.07 1200m	0:12.38 [6] (0:12.38)	2.61L		0:35.66 -2	
7	16	MADAME ODETTÉ Angela Jones	7	64.9 400m	0:11.32 400m	0:12.08 [10] (0:12.08)	3.8L		0:35.15 +3	
8	14	DUTCH GOLD Matthew Powell	10	65.0 1200m	0:11.23 1200m	0:12.63 [8] (0:12.63)	5.4L		0:35.79 +1	
9	13	ZHUANG SHI Ben Thompson	6	64.9 Overall	0:11.37 1200m	0:12.54 [11] (0:12.54)	6.33L		0:35.85 -1	
10	1	FUN SPONGE Justin Stanley	11	67.9 Overall	0:11.07 1200m	0:13.24 [3] (0:13.24)	7.02L		0:36.63 -6	

Scratched: Patton (#3), Sunfall (#8), Atlantic Eagle (#9), Bulloo (#10), Sha Of Gomer (#12), Argyle Pink (#15), Yangari (#18), Gulf Of Tomini (#19)

Report Created: Sat 25 March 2023 15:23 GMT+10 (Note: Timing is based on position data)

Page 3/15

[] Ranking at each section and finish
 -:-:- No data available at this section
 NA No data available

SCN Saddle cloth number
 DNF Did not finish
 DNT Did not track

data processed by  **TRIPLES DATA**



Eagle Farm QLD Professional

Race 6: CHEMIST WAREHOUSE Class 3 Plate - 1400m

25 March 2023 - 15:14



BRISBANE
RACING CLUB

Track Rating: Good 4, Weather: Fine, Rail Position: +1m Entire

Section	200m						Last 600m		
Field Times	0:12.31 (0:12.31)						0:35.43		
Rank	TAB	Horse/Jockey	Barrier	Top Speed [km/h]	Fastest Section	Margin	Distance Travelled [m]		
11	4	SILVER CANVAS	9	65.0	0:11.31	0:13.28 [9]	10.15L	0:36.61	-1
		Kyle Wilson-Taylor		1200m	1200m	(0:13.28)			

Scratched: Patton (#3), Sunfall (#8), Atlantic Eagle (#9), Bulloo (#10), Sha Of Gomer (#12), Argyle Pink (#15), Yangari (#18), Gulf Of Tomini (#19)

[] Ranking at each section and finish
 -:-:- No data available at this section
 NA No data available

SCN Saddle cloth number
 DNF Did not finish
 DNT Did not track



Horse/Jockey Name	Our Magnus
Final Rank	1
Fastest Section Time (Section)	0:11.23 (1200m)
Top Speed [km/h] (Section)	65.8 (1200m)
Race State	Finished



Eagle Farm QLD Professional

Race 6: CHEMIST WAREHOUSE Class 3 Plate - 1400m

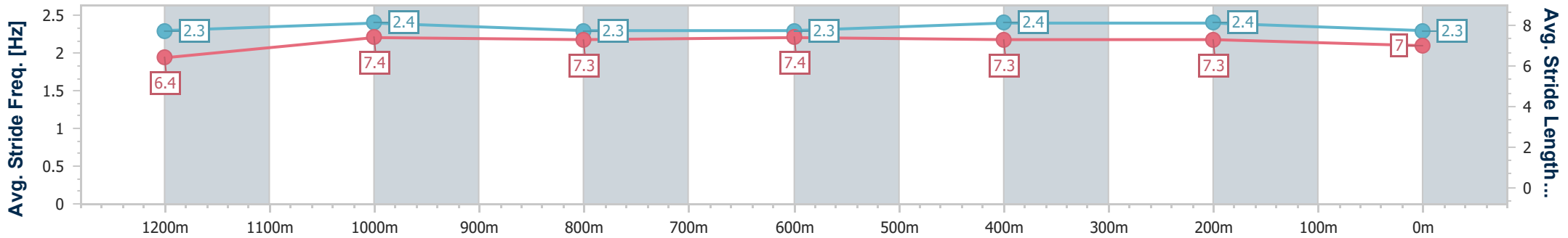
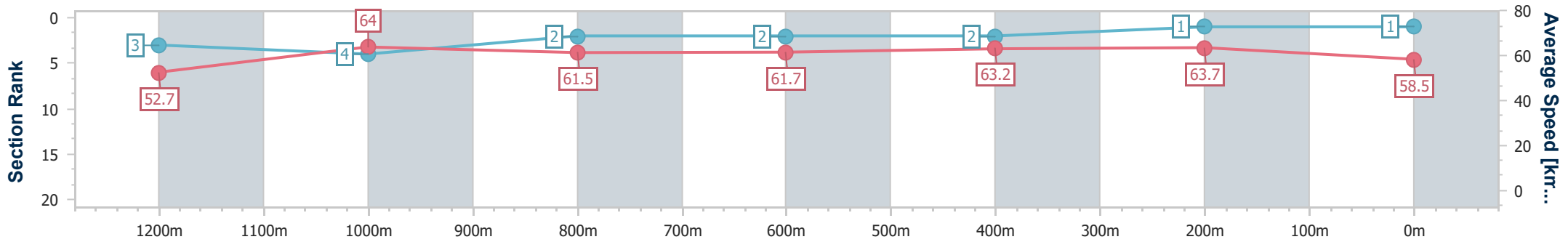
25 March 2023 - 15:14

Track Rating: Good 4, Weather: Fine, Rail Position: +1m Entire



BRISBANE RACING CLUB

Section	Overall	1200m	1000m	800m	600m	400m	200m
Section Times	1:23.72 [1] (0:13.68)	1:10.04 [3] (0:11.23)	0:58.81 [4] (0:11.78)	0:47.03 [2] (0:11.84)	0:35.19 [2] (0:11.58)	0:23.61 [2] (0:11.30)	0:12.31 [1] (0:12.31)
Average Speed [km/h]	52.7	64.0	61.5	61.7	63.2	63.7	58.5
Top Speed [km/h]	65.1	65.8	62.3	62.5	64.2	64.9	61.3
Avg. Dist. to Rail [m]	0.9	0.9	1.2	3.3	3.5	3.4	2.1
Avg. Stride Freq. [Hz]	2.3	2.4	2.3	2.3	2.4	2.4	2.3
Avg. Stride Length [m]	6.4	7.4	7.3	7.4	7.3	7.3	7.0



- [] Ranking at each section and finish
- .-.- No data available at this section
- NA No data available



Horse/Jockey Name	
Final Rank	2
Fastest Section Time (Section)	0:11.13 (400m)
Top Speed [km/h] (Section)	66.5 (400m)
Race State	Finished



Eagle Farm QLD Professional

Race 6: CHEMIST WAREHOUSE Class 3 Plate - 1400m

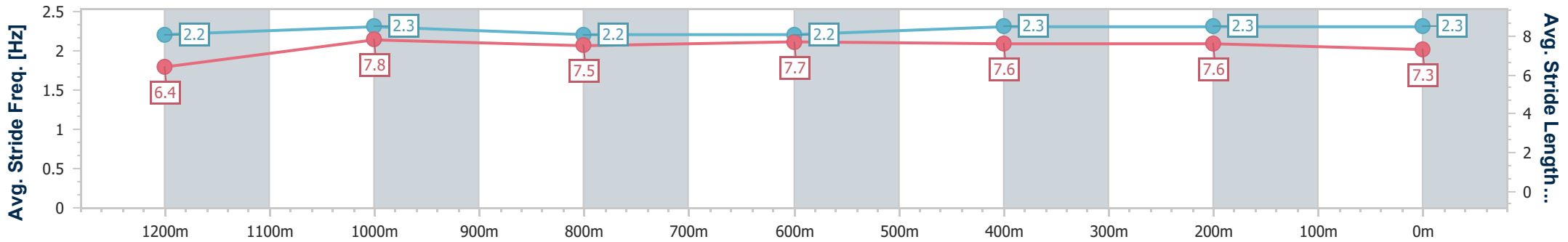
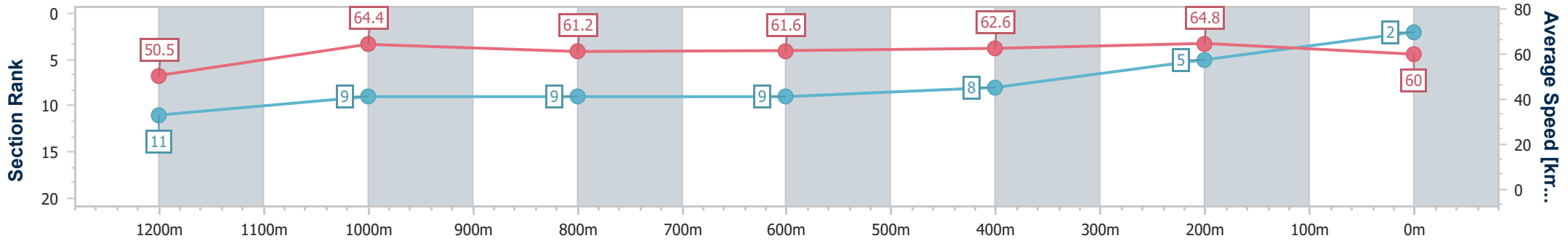
25 March 2023 - 15:14

Track Rating: Good 4, Weather: Fine, Rail Position: +1m Entire



BRISBANE RACING CLUB

Section	Overall	1200m	1000m	800m	600m	400m	200m
Section Times	1:23.78 [2] (0:14.32)	1:09.46 [11] (0:11.17)	0:58.29 [9] (0:11.85)	0:46.44 [9] (0:11.74)	0:34.70 [9] (0:11.58)	0:23.12 [8] (0:11.13)	0:11.99 [5] (0:11.99)
Average Speed [km/h]	50.5	64.4	61.2	61.6	62.6	64.8	60.0
Top Speed [km/h]	65.1	65.7	62.3	62.8	64.9	66.5	64.1
Avg. Dist. to Rail [m]	7.3	1.9	1.4	1.0	1.3	1.5	0.7
Avg. Stride Freq. [Hz]	2.2	2.3	2.2	2.2	2.3	2.3	2.3
Avg. Stride Length [m]	6.4	7.8	7.5	7.7	7.6	7.6	7.3



- [] Ranking at each section and finish
- .-.- No data available at this section
- NA No data available



Horse/Jockey Name	Befana
Final Rank	3
Fastest Section Time (Section)	0:11.20 (400m)
Top Speed [km/h] (Section)	65.7 (400m)
Race State	Finished



Eagle Farm QLD Professional

Race 6: CHEMIST WAREHOUSE Class 3 Plate - 1400m

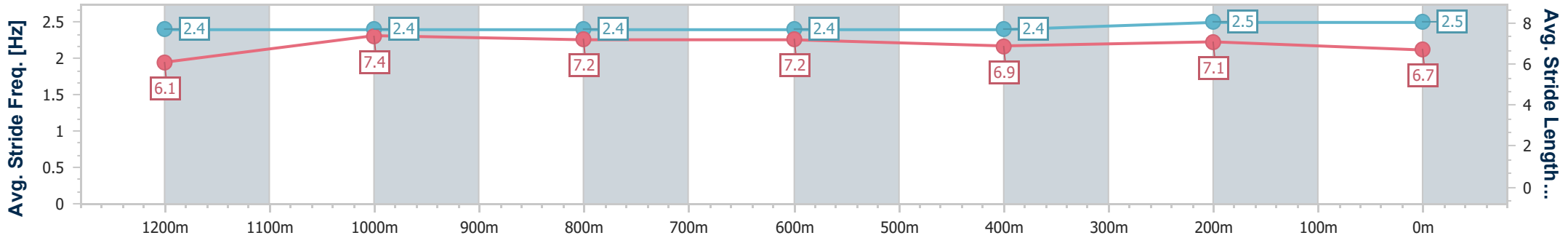
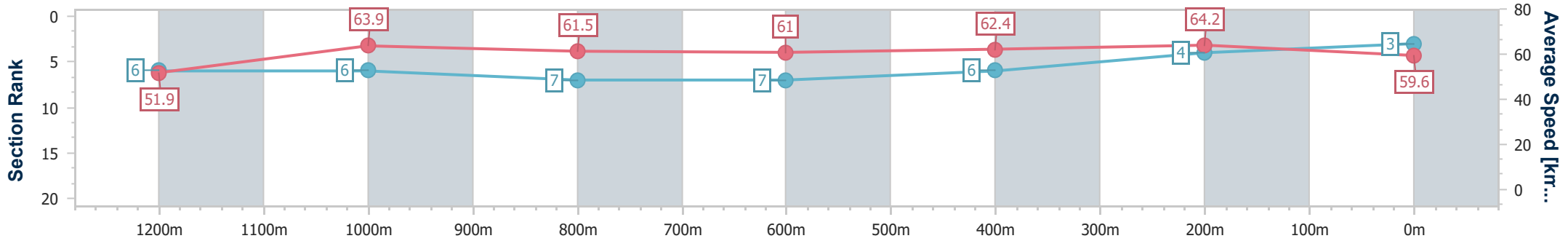
25 March 2023 - 15:14

Track Rating: Good 4, Weather: Fine, Rail Position: +1m Entire



BRISBANE RACING CLUB

Section	Overall	1200m	1000m	800m	600m	400m	200m
Section Times	1:23.81 [3] (0:13.92)	1:09.89 [6] (0:11.25)	0:58.64 [6] (0:11.86)	0:46.78 [7] (0:11.92)	0:34.86 [7] (0:11.58)	0:23.28 [6] (0:11.20)	0:12.08 [4] (0:12.08)
Average Speed [km/h]	51.9	63.9	61.5	61.0	62.4	64.2	59.6
Top Speed [km/h]	64.6	64.9	62.9	62.6	65.5	65.7	62.1
Avg. Dist. to Rail [m]	0.9	2.2	2.3	2.2	1.0	0.8	0.4
Avg. Stride Freq. [Hz]	2.4	2.4	2.4	2.4	2.4	2.5	2.5
Avg. Stride Length [m]	6.1	7.4	7.2	7.2	6.9	7.1	6.7



- [] Ranking at each section and finish
- .-.- No data available at this section
- NA No data available



Horse/Jockey Name	Starzam
Final Rank	4
Fastest Section Time (Section)	0:11.13 (400m)
Top Speed [km/h] (Section)	65.5 (400m)
Race State	Finished



Eagle Farm QLD Professional

Race 6: CHEMIST WAREHOUSE Class 3 Plate - 1400m

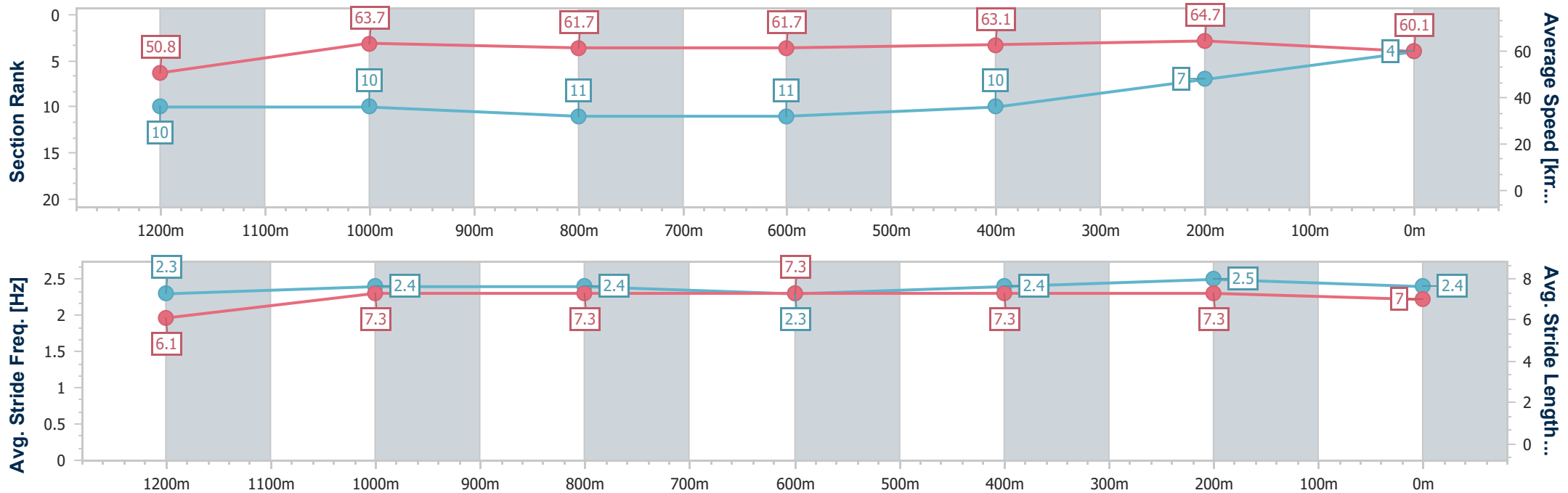
25 March 2023 - 15:14

Track Rating: Good 4, Weather: Fine, Rail Position: +1m Entire



BRISBANE RACING CLUB

Section	Overall	1200m	1000m	800m	600m	400m	200m
Section Times	1:23.91 [4] (0:14.23)	1:09.68 [10] (0:11.30)	0:58.38 [10] (0:11.85)	0:46.53 [11] (0:11.84)	0:34.69 [11] (0:11.58)	0:23.11 [10] (0:11.13)	0:11.98 [7] (0:11.98)
Average Speed [km/h]	50.8	63.7	61.7	61.7	63.1	64.7	60.1
Top Speed [km/h]	65.2	65.0	62.3	62.7	65.4	65.5	63.6
Avg. Dist. to Rail [m]	7.5	1.7	3.0	3.4	2.9	7.2	6.5
Avg. Stride Freq. [Hz]	2.3	2.4	2.4	2.3	2.4	2.5	2.4
Avg. Stride Length [m]	6.1	7.3	7.3	7.3	7.3	7.3	7.0



- [] Ranking at each section and finish
- .-.- No data available at this section
- NA No data available



Horse/Jockey Name	Bullion Boy
Final Rank	5
Fastest Section Time (Section)	0:11.17 (1200m)
Top Speed [km/h] (Section)	67.3 (Overall)
Race State	Finished



Eagle Farm QLD Professional

Race 6: CHEMIST WAREHOUSE Class 3 Plate - 1400m

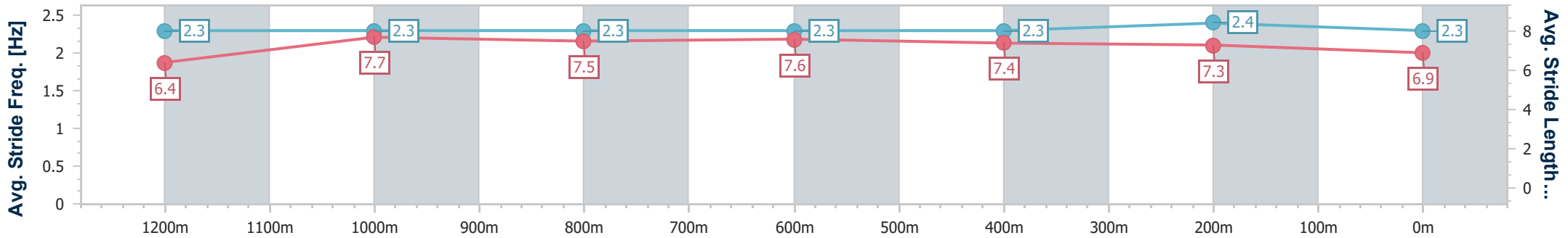
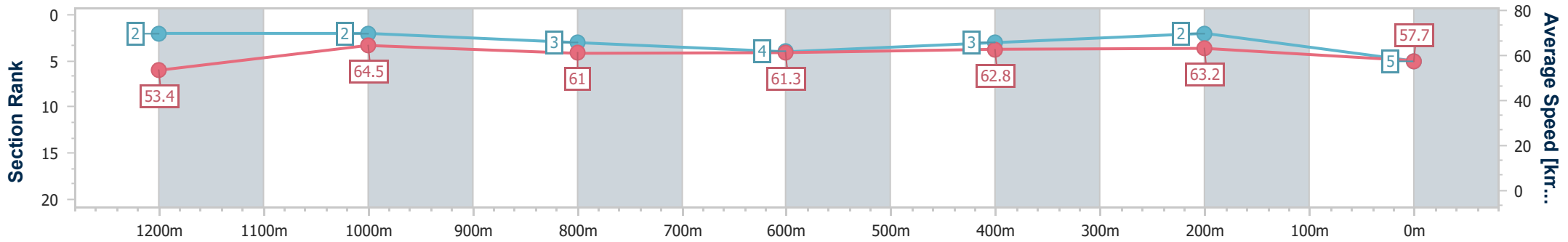
25 March 2023 - 15:14

Track Rating: Good 4, Weather: Fine, Rail Position: +1m Entire



BRISBANE RACING CLUB

Section	Overall	1200m	1000m	800m	600m	400m	200m
Section Times	1:23.94 [5] (0:13.52)	1:10.42 [2] (0:11.17)	0:59.25 [2] (0:11.93)	0:47.32 [3] (0:11.86)	0:35.46 [4] (0:11.58)	0:23.88 [3] (0:11.39)	0:12.49 [2] (0:12.49)
Average Speed [km/h]	53.4	64.5	61.0	61.3	62.8	63.2	57.7
Top Speed [km/h]	67.3	66.0	62.2	62.0	64.4	64.8	61.2
Avg. Dist. to Rail [m]	2.6	0.9	2.4	2.4	1.7	4.5	5.0
Avg. Stride Freq. [Hz]	2.3	2.3	2.3	2.3	2.3	2.4	2.3
Avg. Stride Length [m]	6.4	7.7	7.5	7.6	7.4	7.3	6.9



- [] Ranking at each section and finish
- .-.-.- No data available at this section
- NA No data available



Horse/Jockey Name	Hype
Final Rank	6
Fastest Section Time (Section)	0:11.07 (1200m)
Top Speed [km/h] (Section)	67.5 (1200m)
Race State	Finished



Eagle Farm QLD Professional

Race 6: CHEMIST WAREHOUSE Class 3 Plate - 1400m

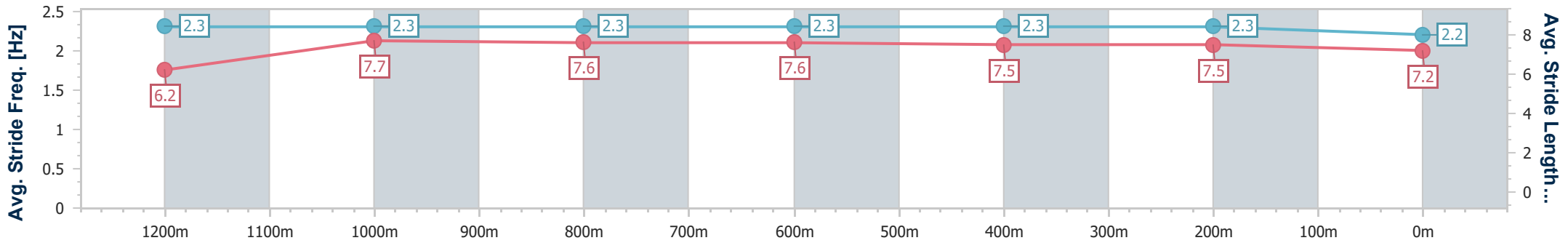
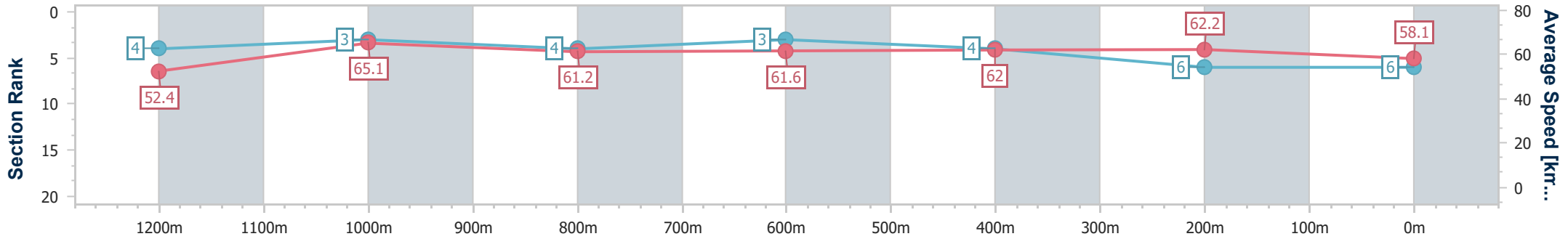
25 March 2023 - 15:14

Track Rating: Good 4, Weather: Fine, Rail Position: +1m Entire



BRISBANE RACING CLUB

Section	Overall	1200m	1000m	800m	600m	400m	200m
Section Times	1:24.17 [6] (0:13.78)	1:10.39 [4] (0:11.07)	0:59.32 [3] (0:11.90)	0:47.42 [4] (0:11.76)	0:35.66 [3] (0:11.69)	0:23.97 [4] (0:11.59)	0:12.38 [6] (0:12.38)
Average Speed [km/h]	52.4	65.1	61.2	61.6	62.0	62.2	58.1
Top Speed [km/h]	66.3	67.5	62.8	62.1	63.5	63.3	60.5
Avg. Dist. to Rail [m]	6.9	2.4	1.9	1.6	1.5	4.1	3.6
Avg. Stride Freq. [Hz]	2.3	2.3	2.3	2.3	2.3	2.3	2.2
Avg. Stride Length [m]	6.2	7.7	7.6	7.6	7.5	7.5	7.2



- [] Ranking at each section and finish
- .-.- No data available at this section
- NA No data available



Horse/Jockey Name	Madame Odette
Final Rank	7
Fastest Section Time (Section)	0:11.32 (400m)
Top Speed [km/h] (Section)	64.9 (400m)
Race State	Finished



Eagle Farm QLD Professional

Race 6: CHEMIST WAREHOUSE Class 3 Plate - 1400m

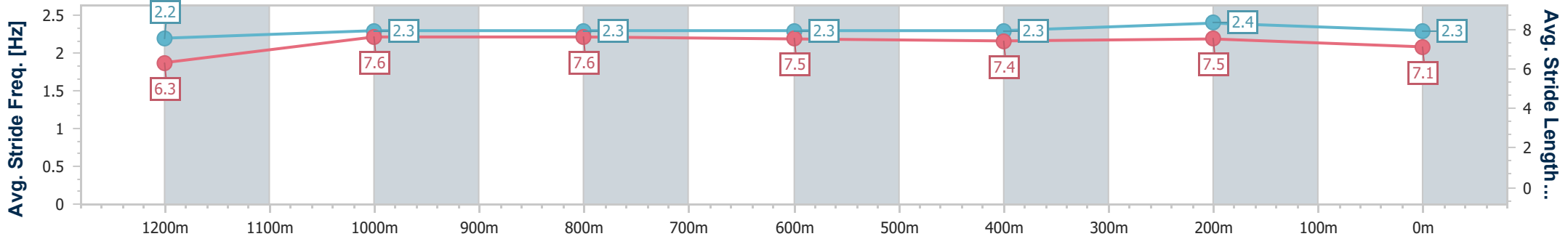
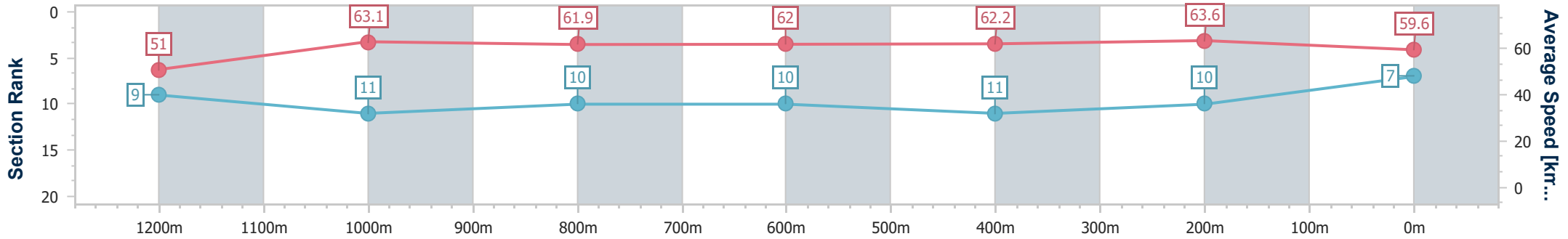
25 March 2023 - 15:14

Track Rating: Good 4, Weather: Fine, Rail Position: +1m Entire



BRISBANE RACING CLUB

Section	Overall	1200m	1000m	800m	600m	400m	200m
Section Times	1:24.37 [7] (0:14.17)	1:10.20 [9] (0:11.42)	0:58.78 [11] (0:11.82)	0:46.96 [10] (0:11.81)	0:35.15 [10] (0:11.75)	0:23.40 [11] (0:11.32)	0:12.08 [10] (0:12.08)
Average Speed [km/h]	51.0	63.1	61.9	62.0	62.2	63.6	59.6
Top Speed [km/h]	63.6	64.7	62.7	62.9	64.5	64.9	62.0
Avg. Dist. to Rail [m]	4.6	3.3	3.1	3.6	3.1	7.7	9.0
Avg. Stride Freq. [Hz]	2.2	2.3	2.3	2.3	2.3	2.4	2.3
Avg. Stride Length [m]	6.3	7.6	7.6	7.5	7.4	7.5	7.1



- [] Ranking at each section and finish
- .-.- No data available at this section
- NA No data available



Horse/Jockey Name	Dutch Gold
Final Rank	8
Fastest Section Time (Section)	0:11.23 (1200m)
Top Speed [km/h] (Section)	65.0 (1200m)
Race State	Finished



Eagle Farm QLD Professional

Race 6: CHEMIST WAREHOUSE Class 3 Plate - 1400m

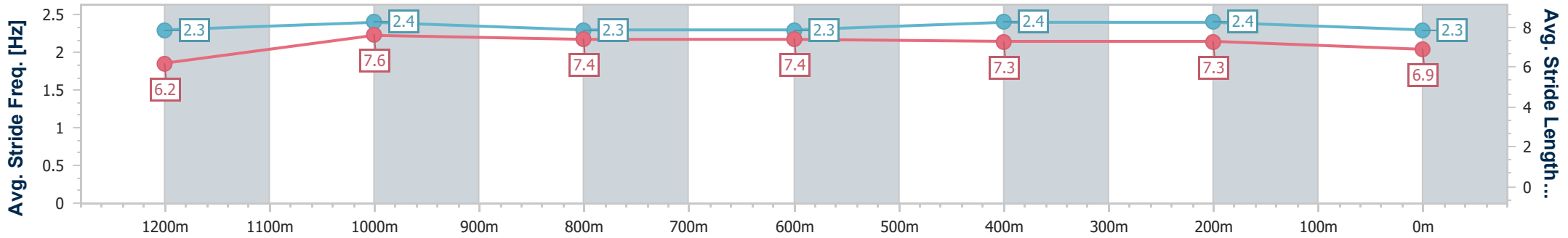
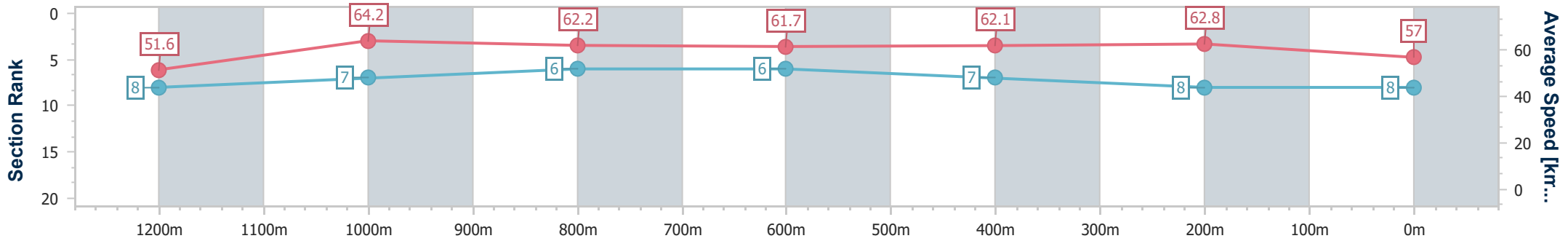
25 March 2023 - 15:14

Track Rating: Good 4, Weather: Fine, Rail Position: +1m Entire



BRISBANE RACING CLUB

Section	Overall	1200m	1000m	800m	600m	400m	200m
Section Times	1:24.64 [8] (0:13.99)	1:10.65 [8] (0:11.23)	0:59.42 [7] (0:11.78)	0:47.64 [6] (0:11.85)	0:35.79 [6] (0:11.69)	0:24.10 [7] (0:11.47)	0:12.63 [8] (0:12.63)
Average Speed [km/h]	51.6	64.2	62.2	61.7	62.1	62.8	57.0
Top Speed [km/h]	64.1	65.0	63.1	62.8	63.9	65.0	60.8
Avg. Dist. to Rail [m]	6.3	4.0	3.5	2.6	2.1	5.3	5.1
Avg. Stride Freq. [Hz]	2.3	2.4	2.3	2.3	2.4	2.4	2.3
Avg. Stride Length [m]	6.2	7.6	7.4	7.4	7.3	7.3	6.9



- [] Ranking at each section and finish
- .-.- No data available at this section
- NA No data available



Horse/Jockey Name	Zhuang Shi
Final Rank	9
Fastest Section Time (Section)	0:11.37 (1200m)
Top Speed [km/h] (Section)	64.9 (Overall)
Race State	Finished



Eagle Farm QLD Professional

Race 6: CHEMIST WAREHOUSE Class 3 Plate - 1400m

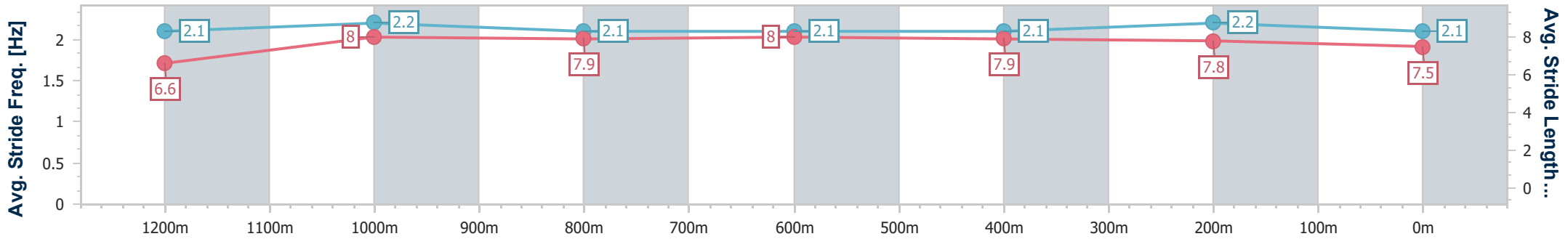
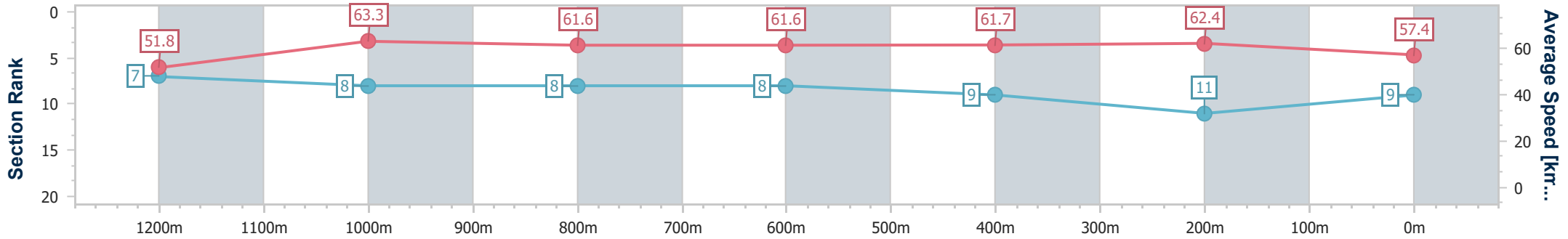
25 March 2023 - 15:14

Track Rating: Good 4, Weather: Fine, Rail Position: +1m Entire



BRISBANE RACING CLUB

Section	Overall	1200m	1000m	800m	600m	400m	200m
Section Times	1:24.80 [9] (0:13.94)	1:10.86 [7] (0:11.37)	0:59.49 [8] (0:11.87)	0:47.62 [8] (0:11.77)	0:35.85 [8] (0:11.78)	0:24.07 [9] (0:11.53)	0:12.54 [11] (0:12.54)
Average Speed [km/h]	51.8	63.3	61.6	61.6	61.7	62.4	57.4
Top Speed [km/h]	64.9	64.1	62.9	62.2	63.1	63.3	60.6
Avg. Dist. to Rail [m]	3.3	2.6	2.8	1.5	1.9	6.2	6.8
Avg. Stride Freq. [Hz]	2.1	2.2	2.1	2.1	2.1	2.2	2.1
Avg. Stride Length [m]	6.6	8.0	7.9	8.0	7.9	7.8	7.5



- [] Ranking at each section and finish
- .-.- No data available at this section
- NA No data available



Horse/Jockey Name	Fun Sponge
Final Rank	10
Fastest Section Time (Section)	0:11.07 (1200m)
Top Speed [km/h] (Section)	67.9 (Overall)
Race State	Finished



Eagle Farm QLD Professional

Race 6: CHEMIST WAREHOUSE Class 3 Plate - 1400m

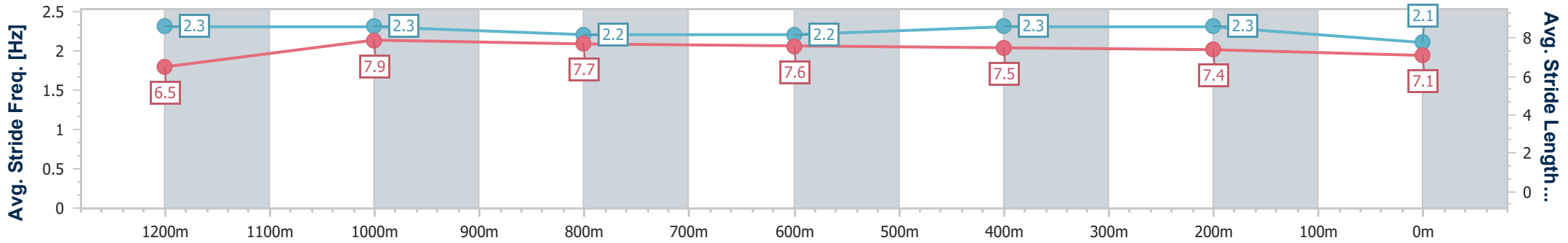
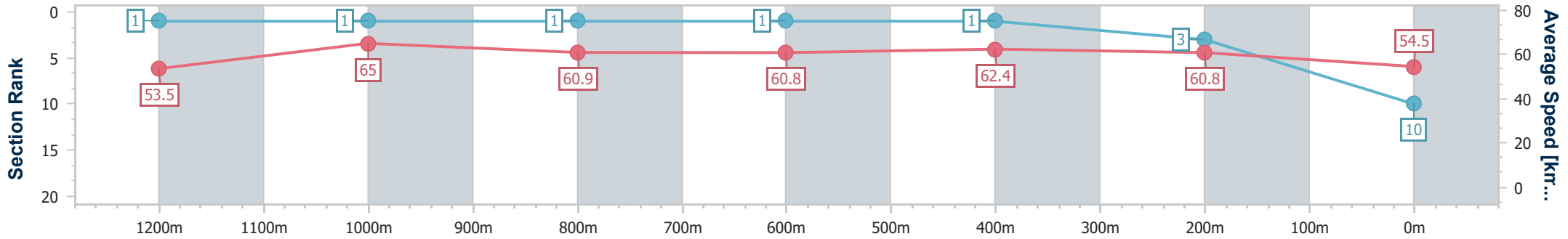
25 March 2023 - 15:14

Track Rating: Good 4, Weather: Fine, Rail Position: +1m Entire



BRISBANE RACING CLUB

Section	Overall	1200m	1000m	800m	600m	400m	200m
Section Times	1:24.92 [10] (0:13.49)	1:11.43 [1] (0:11.07)	1:00.36 [1] (0:11.88)	0:48.48 [1] (0:11.85)	0:36.63 [1] (0:11.57)	0:25.06 [1] (0:11.82)	0:13.24 [3] (0:13.24)
Average Speed [km/h]	53.5	65.0	60.9	60.8	62.4	60.8	54.5
Top Speed [km/h]	67.9	67.5	62.1	61.2	63.6	62.3	58.2
Avg. Dist. to Rail [m]	6.5	2.2	0.8	0.2	0.4	2.2	2.2
Avg. Stride Freq. [Hz]	2.3	2.3	2.2	2.2	2.3	2.3	2.1
Avg. Stride Length [m]	6.5	7.9	7.7	7.6	7.5	7.4	7.1



- [] Ranking at each section and finish
- .-.- No data available at this section
- NA No data available



Horse/Jockey Name	Silver Canvas
Final Rank	11
Fastest Section Time (Section)	0:11.31 (1200m)
Top Speed [km/h] (Section)	65.0 (1200m)
Race State	Finished



Eagle Farm QLD Professional

Race 6: CHEMIST WAREHOUSE Class 3 Plate - 1400m

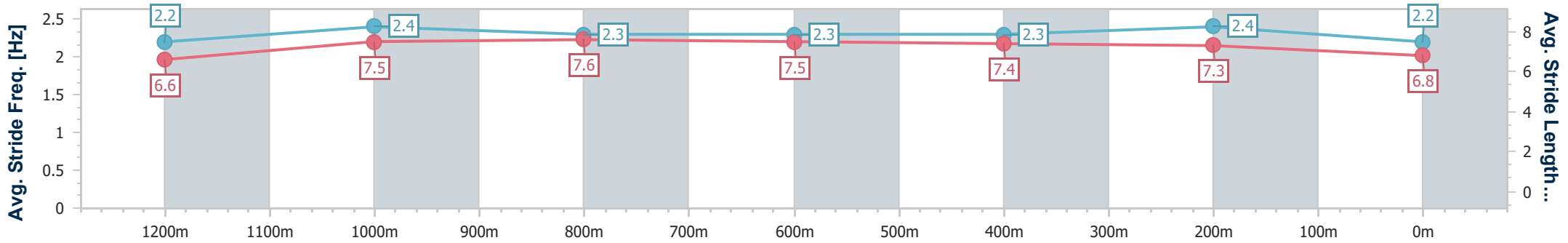
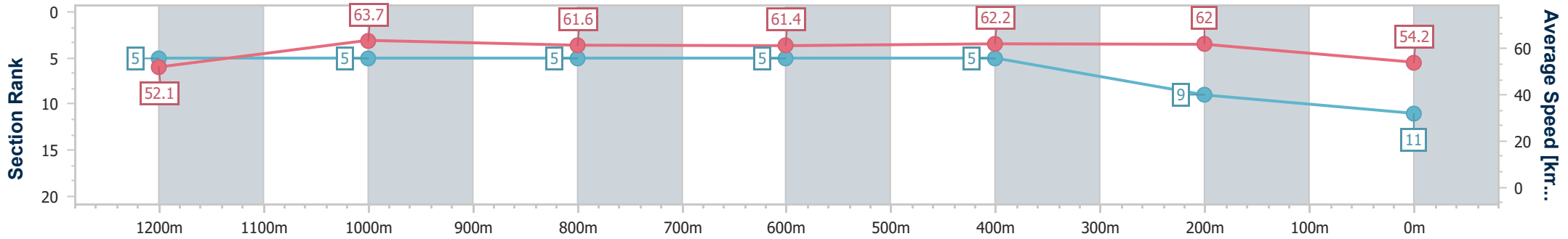
25 March 2023 - 15:14

Track Rating: Good 4, Weather: Fine, Rail Position: +1m Entire



BRISBANE RACING CLUB

Section	Overall	1200m	1000m	800m	600m	400m	200m
Section Times	1:25.45 [11] (0:13.86)	1:11.59 [5] (0:11.31)	1:00.28 [5] (0:11.80)	0:48.48 [5] (0:11.87)	0:36.61 [5] (0:11.70)	0:24.91 [5] (0:11.63)	0:13.28 [9] (0:13.28)
Average Speed [km/h]	52.1	63.7	61.6	61.4	62.2	62.0	54.2
Top Speed [km/h]	64.2	65.0	63.1	62.3	63.1	63.0	59.4
Avg. Dist. to Rail [m]	4.9	2.5	2.0	2.3	2.7	3.4	3.5
Avg. Stride Freq. [Hz]	2.2	2.4	2.3	2.3	2.3	2.4	2.2
Avg. Stride Length [m]	6.6	7.5	7.6	7.5	7.4	7.3	6.8



- [] Ranking at each section and finish
- .-.- No data available at this section
- NA No data available