



Toowoomba QLD Professional
Race 1: QUEENSLAND ELECTRICAL SOLUTIONS COUNTRY HEIST
BENCHMARK 62 Handicap - 1300m
25 March 2023 - 17:21



Track Rating: Good 4, Weather: Overcast, Rail Position: True

Section											Last 600m		
Field Times											0:37.60		
	Overall	1200m	1000m	800m	600m	400m							
	1:19.78 (0:08.43)	1:11.35 (0:10.98)	1:00.37 (0:11.17)	0:49.20 (0:11.60)	0:37.60 (0:12.12)	0:25.48 (0:12.60)							
Rank	TAB	Horse/Jockey	Barrier	Top Speed [km/h]	Fastest Section							Distance Travelled [m]	
1	4	STORMTROOPER Sariah Champkin	10	66.9 1200m	0:08.45 Overall	1:19.78 [1] (0:08.45)	1:11.33 [2] (0:10.96)	1:00.37 [1] (0:11.17)	0:49.20 [1] (0:11.60)	0:37.60 [1] (0:12.12)	0:25.48 [1] (0:12.60)	0:37.60	
2	7	ZABCAN Shannon Apthorpe	3	65.4 1200m	0:08.68 Overall	1:20.01 [2] (0:08.68)	1:11.33 [6] (0:11.21)	1:00.12 [6] (0:11.39)	0:48.73 [6] (0:11.75)	0:36.98 [6] (0:12.09)	0:24.89 [4] (0:12.39)	0:36.98	+1
3	5	BONNIE EV Matthew McGillivray	6	67.8 1200m	0:08.90 Overall	1:20.24 [3] (0:08.90)	1:11.34 [7] (0:10.83)	1:00.51 [5] (0:11.10)	0:49.41 [2] (0:11.56)	0:37.85 [2] (0:12.17)	0:25.68 [2] (0:12.56)	0:37.85	+2
4	10	RUN RAMPANT Karl Zechner	1	66.4 1200m	0:08.43 Overall	1:20.50 [4] (0:08.43)	1:12.07 [1] (0:11.20)	1:00.87 [4] (0:11.33)	0:49.54 [3] (0:11.67)	0:37.87 [3] (0:12.23)	0:25.64 [3] (0:12.49)	0:37.87	+3
5	3	AVOCA Tessa Townsend	8	66.1 1200m	0:09.01 Overall	1:20.57 [5] (0:09.01)	1:11.56 [9] (0:11.15)	1:00.41 [7] (0:11.62)	0:48.79 [7] (0:11.69)	0:37.10 [7] (0:12.08)	0:25.02 [6] (0:12.32)	0:37.10	+5
6	6	VIZONE Anthony Allen	4	66.5 1200m	0:08.54 Overall	1:21.03 [6] (0:08.54)	1:12.49 [3] (0:11.06)	1:01.43 [2] (0:11.41)	0:50.02 [5] (0:11.98)	0:38.04 [5] (0:12.43)	0:25.61 [5] (0:12.52)	0:38.04	+4
7	2	THE CARPENTER Jake Molloy	9	64.3 1200m	0:08.58 Overall	1:21.29 [7] (0:08.58)	1:12.71 [4] (0:11.58)	1:01.13 [7] (0:11.71)	0:49.42 [8] (0:11.92)	0:37.50 [9] (0:12.23)	0:25.27 [8] (0:12.78)	0:37.50	+8
8	1	SALAZAR Alisha Donald	5	64.6 1200m	0:09.22 Overall	1:21.29 [8] (0:09.22)	1:12.07 [10] (0:11.27)	1:00.80 [10] (0:11.62)	0:49.18 [10] (0:11.89)	0:37.29 [10] (0:12.28)	0:25.01 [10] (0:12.54)	0:37.29	+0
9	8	HOLD ALL TICKETS Cecily Eaton	2	65.0 1200m	0:08.91 Overall	1:21.90 [9] (0:08.91)	1:12.99 [8] (0:11.40)	1:01.59 [9] (0:11.59)	0:50.00 [9] (0:11.76)	0:38.24 [8] (0:12.38)	0:25.86 [9] (0:12.81)	0:38.24	+2
10	9	HOLY CHARIOT Montanna Savva	7	67.7 1200m	0:08.66 Overall	1:22.90 [10] (0:08.66)	1:14.24 [5] (0:10.95)	1:03.29 [3] (0:11.39)	0:51.90 [4] (0:11.89)	0:40.01 [4] (0:12.66)	0:27.35 [7] (0:13.22)	0:40.01	+8

[] Ranking at each section and finish
 -:-:- No data available at this section
 NA No data available

SCN Saddle cloth number
 DNF Did not finish
 DNT Did not track



Toowoomba QLD Professional
Race 1: QUEENSLAND ELECTRICAL SOLUTIONS COUNTRY HEIST
BENCHMARK 62 Handicap - 1300m
25 March 2023 - 17:21



Track Rating: Good 4, Weather: Overcast, Rail Position: True

Section				200m				Last 600m	
Field Times				0:12.88 (0:12.88)				0:37.60	
Rank	TAB	Horse/Jockey	Barrier	Top Speed [km/h]	Fastest Section	Margin			Distance Travelled [m]
1	4	STORMTROOPER Sariah Champkin	10	66.9 1200m	0:08.45 Overall	0:12.88 [1] (0:12.88)	1:19.78		0:37.60
2	7	ZABCAN Shannon Apthorpe	3	65.4 1200m	0:08.68 Overall	0:12.50 [4] (0:12.50)	1.3L		0:36.98 +1
3	5	BONNIE EV Matthew McGillivray	6	67.8 1200m	0:08.90 Overall	0:13.12 [2] (0:13.12)	2.6L		0:37.85 +2
4	10	RUN RAMPANT Karl Zechner	1	66.4 1200m	0:08.43 Overall	0:13.15 [3] (0:13.15)	4.1L		0:37.87 +3
5	3	AVOCA Tessa Townsend	8	66.1 1200m	0:09.01 Overall	0:12.70 [5] (0:12.70)	4.4L		0:37.10 +5
6	6	VIZONE Anthony Allen	4	66.5 1200m	0:08.54 Overall	0:13.09 [6] (0:13.09)	6.9L		0:38.04 +4
7	2	THE CARPENTER Jake Molloy	9	64.3 1200m	0:08.58 Overall	0:12.49 [8] (0:12.49)	8.4L		0:37.50 +8
8	1	SALAZAR Alisha Donald	5	64.6 1200m	0:09.22 Overall	0:12.47 [9] (0:12.47)	8.5L		0:37.29 +0
9	8	HOLD ALL TICKETS Cecily Eaton	2	65.0 1200m	0:08.91 Overall	0:13.05 [10] (0:13.05)	12L		0:38.24 +2
10	9	HOLY CHARIOT Montanna Savva	7	67.7 1200m	0:08.66 Overall	0:14.13 [7] (0:14.13)	17.8L		0:40.01 +8



Horse/Jockey Name	Stormtrooper
Final Rank	1
Fastest Section Time (Section)	0:08.45 (Overall)
Top Speed [km/h] (Section)	66.9 (1200m)
Race State	Finished



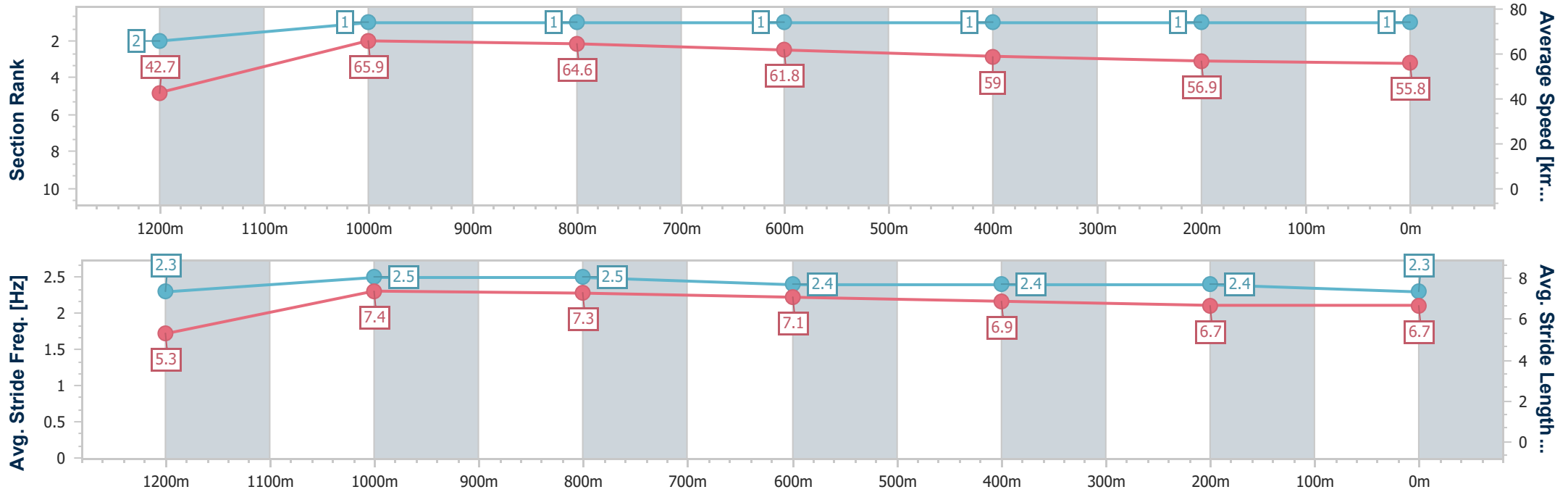
Toowoomba QLD Professional
 Race 1: QUEENSLAND ELECTRICAL SOLUTIONS COUNTRY
 HEIST BENCHMARK 62 Handicap - 1300m



25 March 2023 - 17:21

Track Rating: Good 4, Weather: Overcast, Rail Position: True

Section	Overall	1200m	1000m	800m	600m	400m	200m
Section Times	1:19.78 [1] (0:08.45)	1:11.33 [2] (0:10.96)	1:00.37 [1] (0:11.17)	0:49.20 [1] (0:11.60)	0:37.60 [1] (0:12.12)	0:25.48 [1] (0:12.60)	0:12.88 [1] (0:12.88)
Average Speed [km/h]	42.7	65.9	64.6	61.8	59.0	56.9	55.8
Top Speed [km/h]	65.1	66.9	65.8	63.2	61.8	57.7	56.5
Avg. Dist. to Rail [m]	12.2	3.4	0.8	0.7	1.1	0.7	0.9
Avg. Stride Freq. [Hz]	2.3	2.5	2.5	2.4	2.4	2.4	2.3
Avg. Stride Length [m]	5.3	7.4	7.3	7.1	6.9	6.7	6.7



- [] Ranking at each section and finish
- .-.- No data available at this section
- NA No data available



Horse/Jockey Name	Zabcan
Final Rank	2
Fastest Section Time (Section)	0:08.68 (Overall)
Top Speed [km/h] (Section)	65.4 (1200m)
Race State	Finished



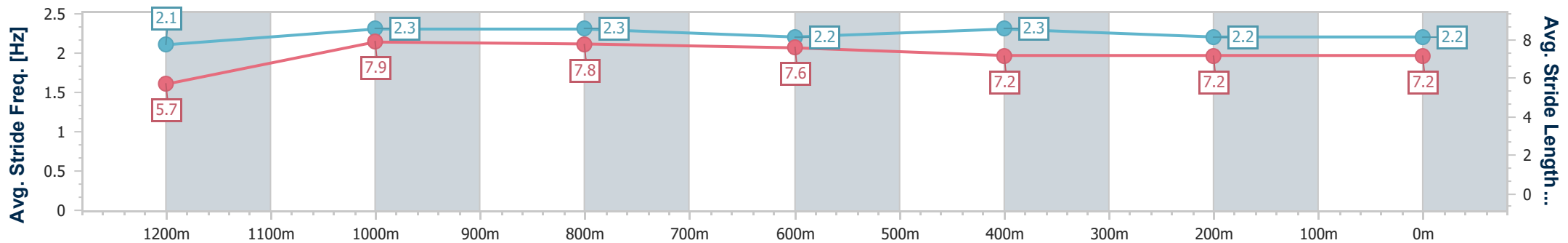
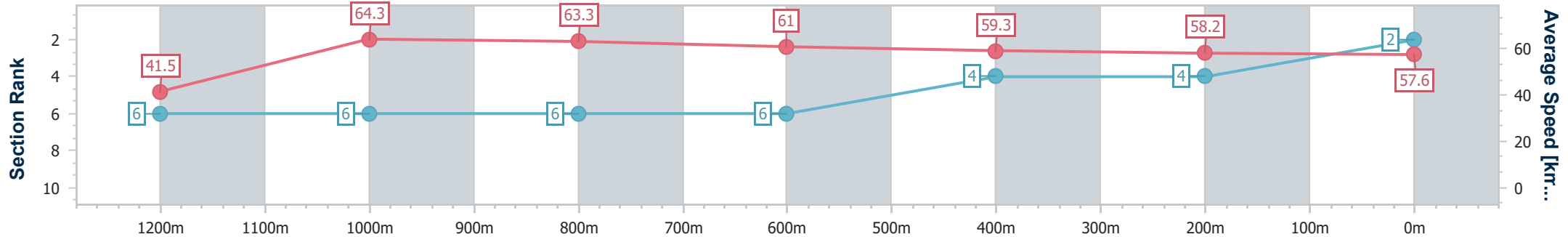
Toowoomba QLD Professional
 Race 1: QUEENSLAND ELECTRICAL SOLUTIONS COUNTRY
 HEIST BENCHMARK 62 Handicap - 1300m



25 March 2023 - 17:21

Track Rating: Good 4, Weather: Overcast, Rail Position: True

Section	Overall	1200m	1000m	800m	600m	400m	200m
Section Times	1:20.01 [2] (0:08.68)	1:11.33 [6] (0:11.21)	1:00.12 [6] (0:11.39)	0:48.73 [6] (0:11.75)	0:36.98 [6] (0:12.09)	0:24.89 [4] (0:12.39)	0:12.50 [4] (0:12.50)
Average Speed [km/h]	41.5	64.3	63.3	61.0	59.3	58.2	57.6
Top Speed [km/h]	61.6	65.4	64.5	63.2	61.1	59.3	58.6
Avg. Dist. to Rail [m]	7.1	2.1	0.7	0.7	1.1	1.3	5.2
Avg. Stride Freq. [Hz]	2.1	2.3	2.3	2.2	2.3	2.2	2.2
Avg. Stride Length [m]	5.7	7.9	7.8	7.6	7.2	7.2	7.2



- [] Ranking at each section and finish
- .-.- No data available at this section
- NA No data available



Horse/Jockey Name	Bonnie Ev
Final Rank	3
Fastest Section Time (Section)	0:08.90 (Overall)
Top Speed [km/h] (Section)	67.8 (1200m)
Race State	Finished



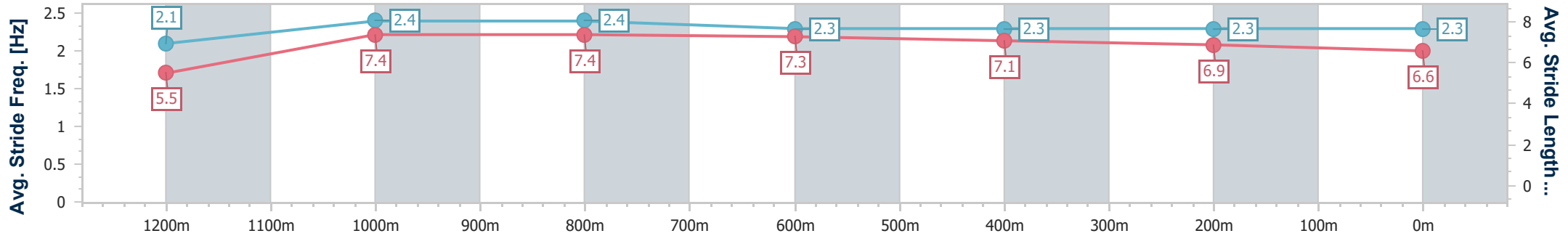
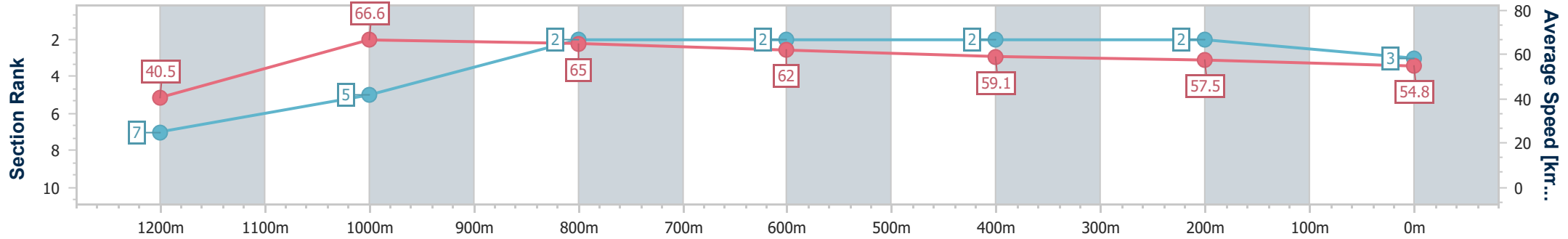
Toowoomba QLD Professional
 Race 1: QUEENSLAND ELECTRICAL SOLUTIONS COUNTRY
 HEIST BENCHMARK 62 Handicap - 1300m



25 March 2023 - 17:21

Track Rating: Good 4, Weather: Overcast, Rail Position: True

Section	Overall	1200m	1000m	800m	600m	400m	200m
Section Times	1:20.24 [3] (0:08.90)	1:11.34 [7] (0:10.83)	1:00.51 [5] (0:11.10)	0:49.41 [2] (0:11.56)	0:37.85 [2] (0:12.17)	0:25.68 [2] (0:12.56)	0:13.12 [2] (0:13.12)
Average Speed [km/h]	40.5	66.6	65.0	62.0	59.1	57.5	54.8
Top Speed [km/h]	65.7	67.8	67.6	63.5	61.6	58.7	57.4
Avg. Dist. to Rail [m]	7.5	3.2	1.8	0.6	0.5	1.1	2.4
Avg. Stride Freq. [Hz]	2.1	2.4	2.4	2.3	2.3	2.3	2.3
Avg. Stride Length [m]	5.5	7.4	7.4	7.3	7.1	6.9	6.6



- [] Ranking at each section and finish
- .-.- No data available at this section
- NA No data available



Horse/Jockey Name	Run Rampant
Final Rank	4
Fastest Section Time (Section)	0:08.43 (Overall)
Top Speed [km/h] (Section)	66.4 (1200m)
Race State	Finished



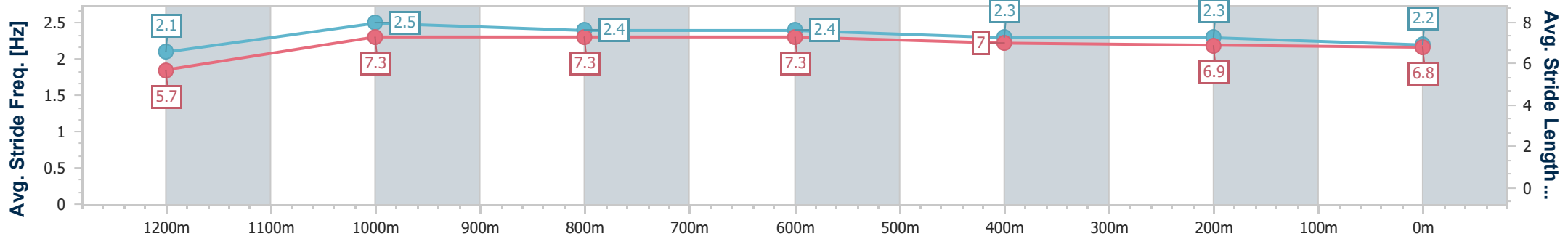
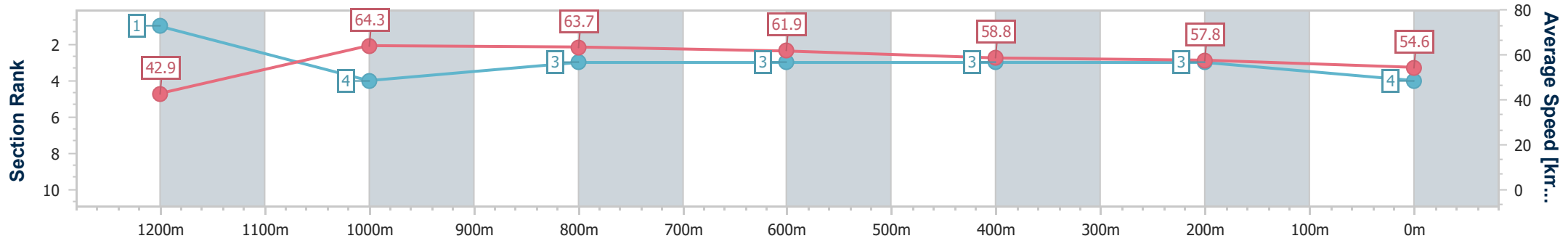
Toowoomba QLD Professional
 Race 1: QUEENSLAND ELECTRICAL SOLUTIONS COUNTRY
 HEIST BENCHMARK 62 Handicap - 1300m



25 March 2023 - 17:21

Track Rating: Good 4, Weather: Overcast, Rail Position: True

Section	Overall	1200m	1000m	800m	600m	400m	200m
Section Times	1:20.50 [4] (0:08.43)	1:12.07 [1] (0:11.20)	1:00.87 [4] (0:11.33)	0:49.54 [3] (0:11.67)	0:37.87 [3] (0:12.23)	0:25.64 [3] (0:12.49)	0:13.15 [3] (0:13.15)
Average Speed [km/h]	42.9	64.3	63.7	61.9	58.8	57.8	54.6
Top Speed [km/h]	61.1	66.4	65.5	63.6	60.9	58.6	57.1
Avg. Dist. to Rail [m]	4.7	1.6	0.9	0.5	0.5	1.4	4.5
Avg. Stride Freq. [Hz]	2.1	2.5	2.4	2.4	2.3	2.3	2.2
Avg. Stride Length [m]	5.7	7.3	7.3	7.3	7.0	6.9	6.8



- [] Ranking at each section and finish
- .-.- No data available at this section
- NA No data available



Horse/Jockey Name	Avoca
Final Rank	5
Fastest Section Time (Section)	0:09.01 (Overall)
Top Speed [km/h] (Section)	66.1 (1200m)
Race State	Finished



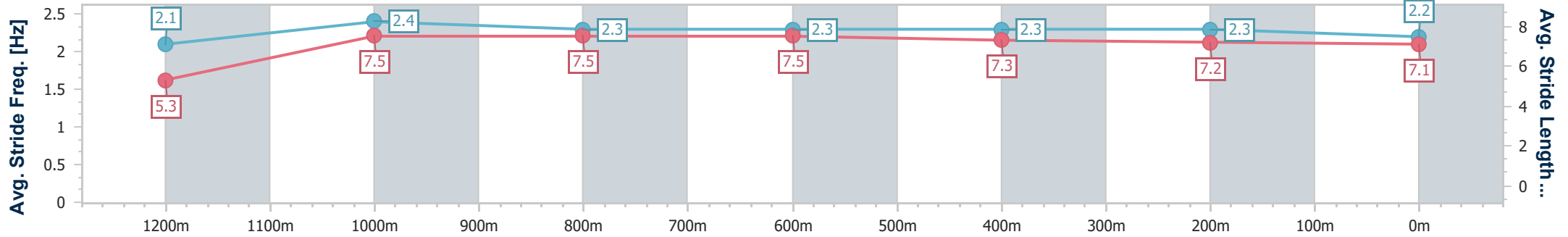
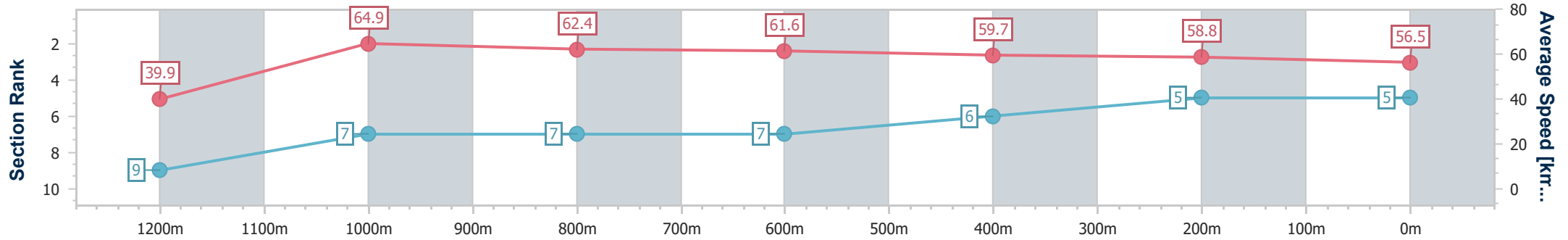
Toowoomba QLD Professional
 Race 1: QUEENSLAND ELECTRICAL SOLUTIONS COUNTRY
 HEIST BENCHMARK 62 Handicap - 1300m



25 March 2023 - 17:21

Track Rating: Good 4, Weather: Overcast, Rail Position: True

Section	Overall	1200m	1000m	800m	600m	400m	200m
Section Times	1:20.57 [5] (0:09.01)	1:11.56 [9] (0:11.15)	1:00.41 [7] (0:11.62)	0:48.79 [7] (0:11.69)	0:37.10 [7] (0:12.08)	0:25.02 [6] (0:12.32)	0:12.70 [5] (0:12.70)
Average Speed [km/h]	39.9	64.9	62.4	61.6	59.7	58.8	56.5
Top Speed [km/h]	61.5	66.1	64.0	62.2	61.8	59.5	57.7
Avg. Dist. to Rail [m]	10.9	5.3	2.7	0.4	0.4	2.4	6.5
Avg. Stride Freq. [Hz]	2.1	2.4	2.3	2.3	2.3	2.3	2.2
Avg. Stride Length [m]	5.3	7.5	7.5	7.5	7.3	7.2	7.1



- [] Ranking at each section and finish
- .-.- No data available at this section
- NA No data available



Horse/Jockey Name	Vizone
Final Rank	6
Fastest Section Time (Section)	0:08.54 (Overall)
Top Speed [km/h] (Section)	66.5 (1200m)
Race State	Finished



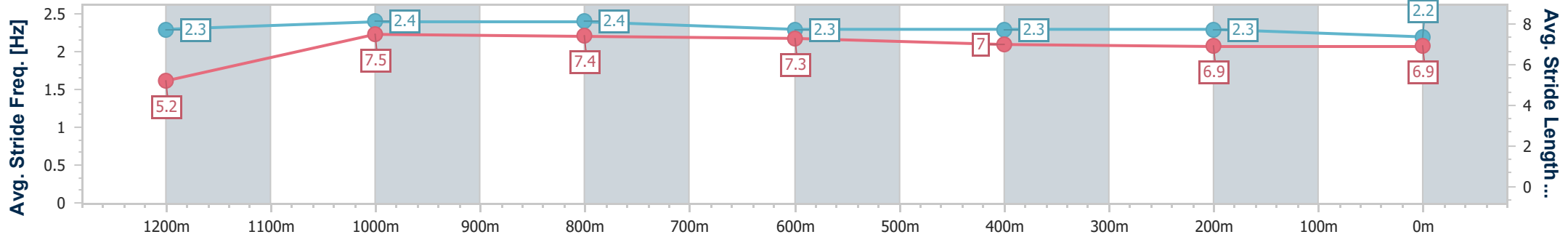
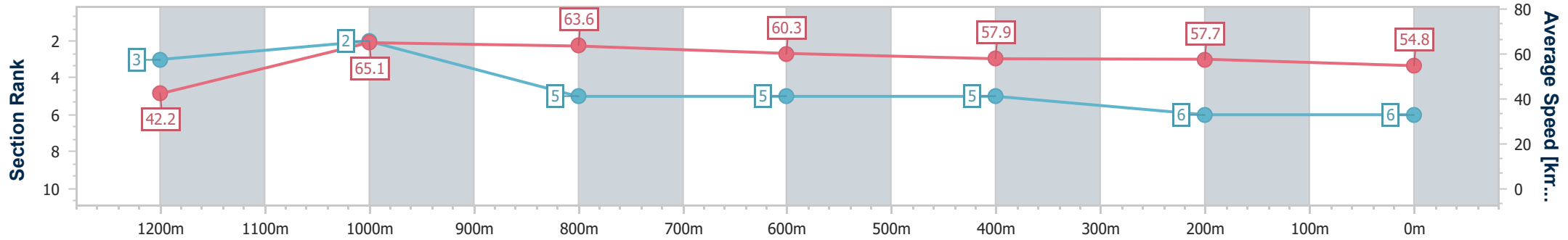
Toowoomba QLD Professional
 Race 1: QUEENSLAND ELECTRICAL SOLUTIONS COUNTRY
 HEIST BENCHMARK 62 Handicap - 1300m



25 March 2023 - 17:21

Track Rating: Good 4, Weather: Overcast, Rail Position: True

Section	Overall	1200m	1000m	800m	600m	400m	200m
Section Times	1:21.03 [6] (0:08.54)	1:12.49 [3] (0:11.06)	1:01.43 [2] (0:11.41)	0:50.02 [5] (0:11.98)	0:38.04 [5] (0:12.43)	0:25.61 [5] (0:12.52)	0:13.09 [6] (0:13.09)
Average Speed [km/h]	42.2	65.1	63.6	60.3	57.9	57.7	54.8
Top Speed [km/h]	63.2	66.5	64.8	61.9	59.0	59.2	57.3
Avg. Dist. to Rail [m]	7.9	2.9	1.8	0.9	0.3	0.4	0.4
Avg. Stride Freq. [Hz]	2.3	2.4	2.4	2.3	2.3	2.3	2.2
Avg. Stride Length [m]	5.2	7.5	7.4	7.3	7.0	6.9	6.9



- [] Ranking at each section and finish
- .-.- No data available at this section
- NA No data available



Horse/Jockey Name	The Carpenter
Final Rank	7
Fastest Section Time (Section)	0:08.58 (Overall)
Top Speed [km/h] (Section)	64.3 (1200m)
Race State	Finished



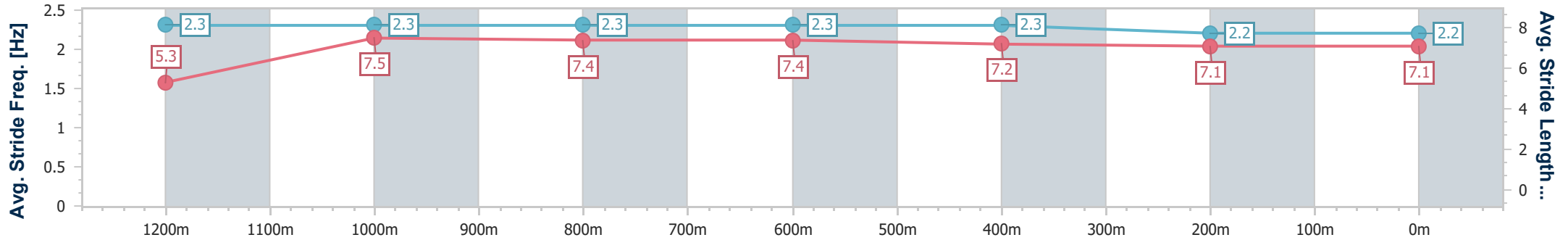
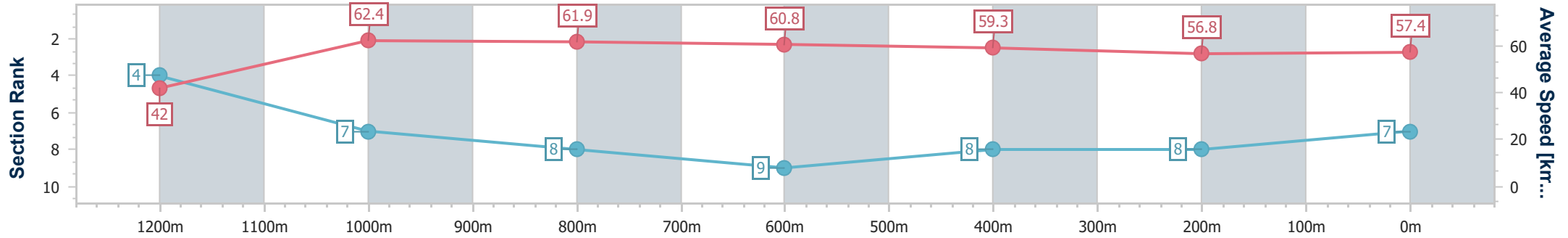
Toowoomba QLD Professional
 Race 1: QUEENSLAND ELECTRICAL SOLUTIONS COUNTRY
 HEIST BENCHMARK 62 Handicap - 1300m



25 March 2023 - 17:21

Track Rating: Good 4, Weather: Overcast, Rail Position: True

Section	Overall	1200m	1000m	800m	600m	400m	200m
Section Times	1:21.29 [7] (0:08.58)	1:12.71 [4] (0:11.58)	1:01.13 [7] (0:11.71)	0:49.42 [8] (0:11.92)	0:37.50 [9] (0:12.23)	0:25.27 [8] (0:12.78)	0:12.49 [8] (0:12.49)
Average Speed [km/h]	42.0	62.4	61.9	60.8	59.3	56.8	57.4
Top Speed [km/h]	59.6	64.3	62.6	61.3	60.9	57.4	58.2
Avg. Dist. to Rail [m]	11.1	5.8	2.8	1.8	1.5	2.1	3.3
Avg. Stride Freq. [Hz]	2.3	2.3	2.3	2.3	2.3	2.2	2.2
Avg. Stride Length [m]	5.3	7.5	7.4	7.4	7.2	7.1	7.1



- [] Ranking at each section and finish
- .-.- No data available at this section
- NA No data available



Horse/Jockey Name	Salazar
Final Rank	8
Fastest Section Time (Section)	0:09.22 (Overall)
Top Speed [km/h] (Section)	64.6 (1200m)
Race State	Finished



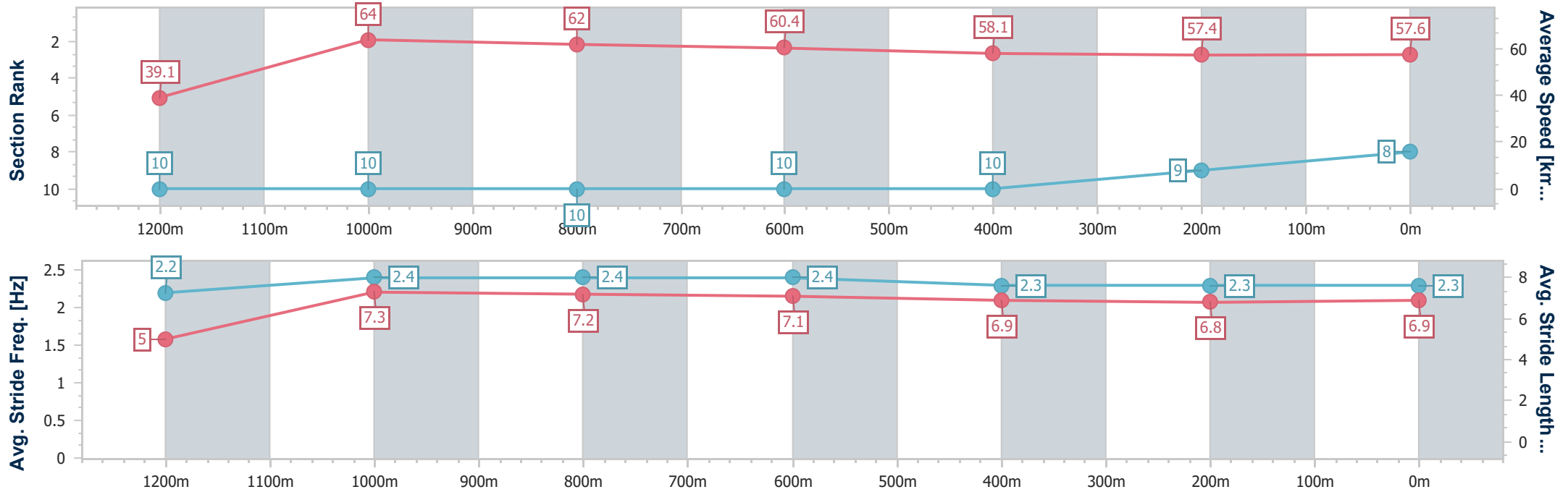
Toowoomba QLD Professional
 Race 1: QUEENSLAND ELECTRICAL SOLUTIONS COUNTRY
 HEIST BENCHMARK 62 Handicap - 1300m



25 March 2023 - 17:21

Track Rating: Good 4, Weather: Overcast, Rail Position: True

Section	Overall	1200m	1000m	800m	600m	400m	200m
Section Times	1:21.29 [8] (0:09.22)	1:12.07 [10] (0:11.27)	1:00.80 [10] (0:11.62)	0:49.18 [10] (0:11.89)	0:37.29 [10] (0:12.28)	0:25.01 [10] (0:12.54)	0:12.47 [9] (0:12.47)
Average Speed [km/h]	39.1	64.0	62.0	60.4	58.1	57.4	57.6
Top Speed [km/h]	62.4	64.6	64.1	61.7	60.9	58.9	58.2
Avg. Dist. to Rail [m]	7.2	2.5	1.3	0.6	1.2	2.4	4.4
Avg. Stride Freq. [Hz]	2.2	2.4	2.4	2.4	2.3	2.3	2.3
Avg. Stride Length [m]	5.0	7.3	7.2	7.1	6.9	6.8	6.9



- [] Ranking at each section and finish
- .-.- No data available at this section
- NA No data available



Horse/Jockey Name	Hold All Tickets
Final Rank	9
Fastest Section Time (Section)	0:08.91 (Overall)
Top Speed [km/h] (Section)	65.0 (1200m)
Race State	Finished



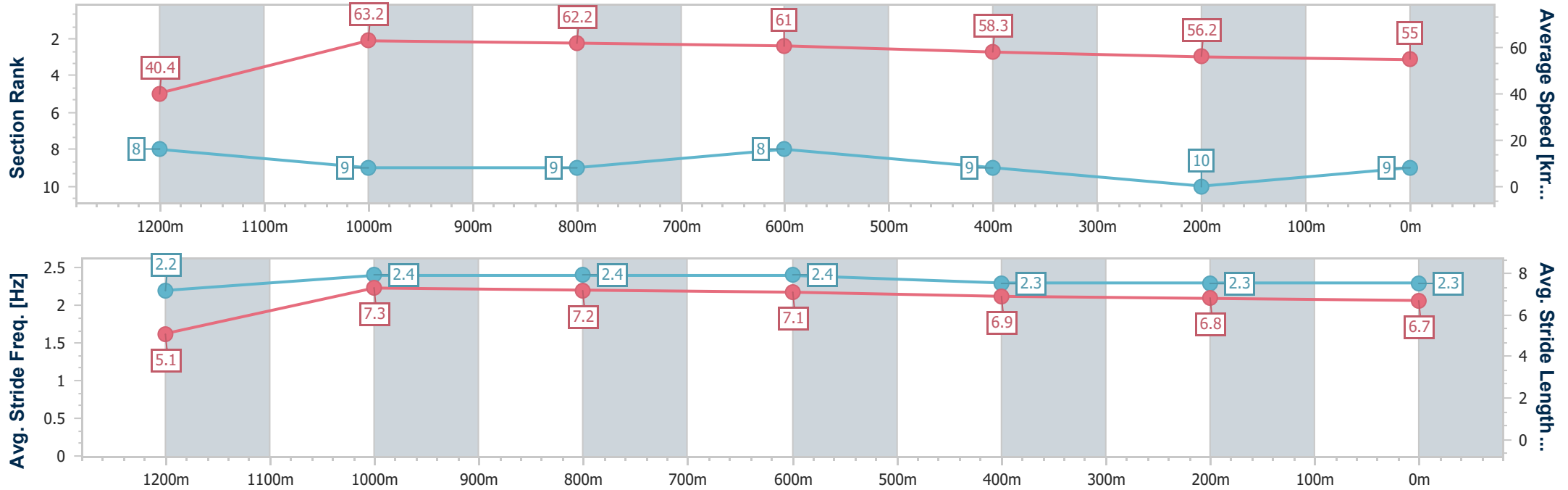
Toowoomba QLD Professional
 Race 1: QUEENSLAND ELECTRICAL SOLUTIONS COUNTRY
 HEIST BENCHMARK 62 Handicap - 1300m



25 March 2023 - 17:21

Track Rating: Good 4, Weather: Overcast, Rail Position: True

Section	Overall	1200m	1000m	800m	600m	400m	200m
Section Times	1:21.90 [9] (0:08.91)	1:12.99 [8] (0:11.40)	1:01.59 [9] (0:11.59)	0:50.00 [9] (0:11.76)	0:38.24 [8] (0:12.38)	0:25.86 [9] (0:12.81)	0:13.05 [10] (0:13.05)
Average Speed [km/h]	40.4	63.2	62.2	61.0	58.3	56.2	55.0
Top Speed [km/h]	60.2	65.0	64.4	62.0	60.2	57.6	55.9
Avg. Dist. to Rail [m]	5.5	1.5	0.7	0.7	0.3	0.3	0.7
Avg. Stride Freq. [Hz]	2.2	2.4	2.4	2.4	2.3	2.3	2.3
Avg. Stride Length [m]	5.1	7.3	7.2	7.1	6.9	6.8	6.7



- [] Ranking at each section and finish
- .-.- No data available at this section
- NA No data available



Horse/Jockey Name	Holy Chariot
Final Rank	10
Fastest Section Time (Section)	0:08.66 (Overall)
Top Speed [km/h] (Section)	67.7 (1200m)
Race State	Finished



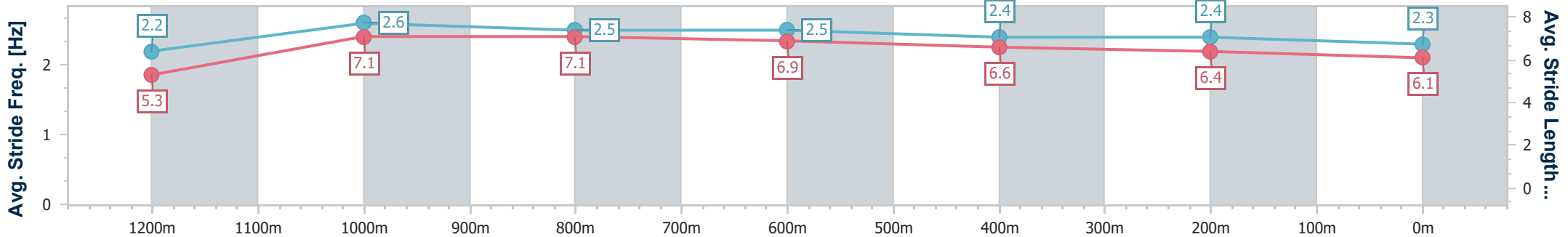
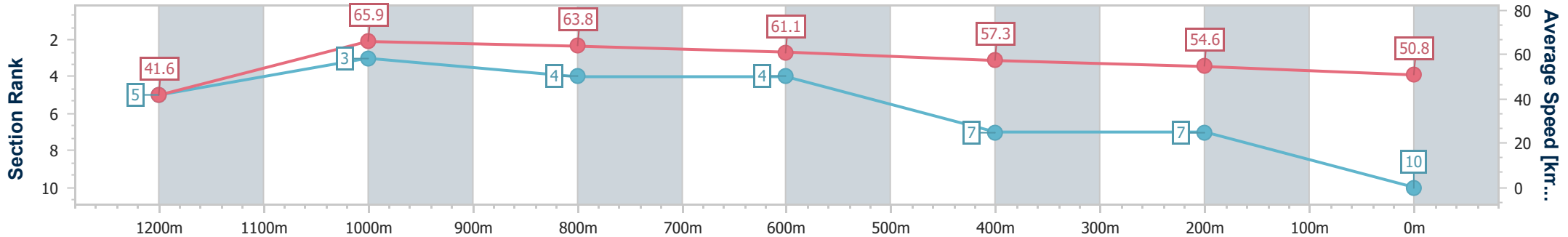
Toowoomba QLD Professional
 Race 1: QUEENSLAND ELECTRICAL SOLUTIONS COUNTRY
 HEIST BENCHMARK 62 Handicap - 1300m



25 March 2023 - 17:21

Track Rating: Good 4, Weather: Overcast, Rail Position: True

Section	Overall	1200m	1000m	800m	600m	400m	200m
Section Times	1:22.90 [10] (0:08.66)	1:14.24 [5] (0:10.95)	1:03.29 [3] (0:11.39)	0:51.90 [4] (0:11.89)	0:40.01 [4] (0:12.66)	0:27.35 [7] (0:13.22)	0:14.13 [7] (0:14.13)
Average Speed [km/h]	41.6	65.9	63.8	61.1	57.3	54.6	50.8
Top Speed [km/h]	61.2	67.7	65.8	63.6	59.5	56.7	53.6
Avg. Dist. to Rail [m]	11.1	5.6	3.2	2.6	1.8	0.8	0.5
Avg. Stride Freq. [Hz]	2.2	2.6	2.5	2.5	2.4	2.4	2.3
Avg. Stride Length [m]	5.3	7.1	7.1	6.9	6.6	6.4	6.1



- [] Ranking at each section and finish
- .-.- No data available at this section
- NA No data available