



Toowoomba QLD Professional

Race 6: LAND TRANSPORT Maiden Handicap - 1050m

01 April 2023 - 19:41



Track Rating: Good 4, Weather: Overcast, Rail Position: +1m Entire

Section		Field Times											Last 600m					
		Overall	1000m	800m	600m	400m	200m						0:36.22					
		1:04.10 (0:05.14)	0:58.96 (0:11.21)	0:47.75 (0:11.53)	0:36.22 (0:11.89)	0:24.33 (0:12.03)	0:12.30 (0:12.30)											
Rank	TAB	Horse/Jockey	Barrier	Top Speed [km/h]	Fastest Section												Margin	Distance Travelled [m]
1	8	YOURALLTHAT Jake Molloy	1	66.8 1000m	0:05.14 Overall	1:04.10 [1] (0:05.14)	0:58.96 [2] (0:11.21)	0:47.75 [1] (0:11.53)	0:36.22 [2] (0:11.91)	0:24.31 [2] (0:12.01)	0:12.30 [1] (0:12.30)	1:04.10	0:36.22					
2	13	LIGHT UP THE DAWN Micheal Hellyer	2	66.4 1000m	0:05.28 Overall	1:04.38 [2] (0:05.28)	0:59.10 [4] (0:11.30)	0:47.80 [3] (0:11.67)	0:36.13 [5] (0:11.71)	0:24.42 [4] (0:12.05)	0:12.37 [3] (0:12.37)	1.5L	0:36.13	+0				
3	10	TERESHKOVA Casey Waddell	6	65.1 1000m	0:05.51 Overall	1:04.48 [3] (0:05.51)	0:58.97 [7] (0:11.57)	0:47.40 [7] (0:11.35)	0:36.05 [7] (0:11.74)	0:24.31 [6] (0:12.10)	0:12.21 [5] (0:12.21)	2L	0:36.05	-10				
4	1	COBURG Montanna Savva	9	65.4 1000m	0:05.34 Overall	1:04.54 [4] (0:05.34)	0:59.20 [6] (0:11.35)	0:47.85 [5] (0:11.52)	0:36.33 [4] (0:11.86)	0:24.47 [3] (0:12.03)	0:12.44 [2] (0:12.44)	2.2L	0:36.33	+6				
5	11	GOLDEN GROOVE Sariah Champkin	4	65.8 1000m	0:05.34 Overall	1:04.94 [5] (0:05.34)	0:59.60 [5] (0:11.57)	0:48.03 [6] (0:11.48)	0:36.55 [6] (0:11.95)	0:24.60 [7] (0:11.96)	0:12.64 [6] (0:12.64)	4.5L	0:36.55	+4				
6	3	INSPIRED SHADOWS Nozi Tomizawa	5	65.0 800m	0:05.71 Overall	1:05.19 [6] (0:05.71)	0:59.48 [8] (0:11.98)	0:47.50 [8] (0:11.37)	0:36.13 [8] (0:11.70)	0:24.43 [8] (0:11.93)	0:12.50 [8] (0:12.50)	5.8L	0:36.13	+3				
7	14	MISTER MONTAGUE Kenji Yoshida	10	66.0 800m	0:05.14 Overall	1:05.28 [7] (0:05.14)	1:00.14 [1] (0:11.54)	0:48.60 [4] (0:11.46)	0:37.14 [3] (0:11.98)	0:25.16 [4] (0:12.21)	0:12.95 [7] (0:12.95)	6.3L	0:37.14	+8				
8	6	GERTIE GOER Gary Geran	7	66.5 1000m	0:05.16 Overall	1:05.46 [8] (0:05.16)	1:00.30 [3] (0:11.25)	0:49.05 [2] (0:11.53)	0:37.52 [1] (0:11.83)	0:25.69 [1] (0:12.38)	0:13.31 [4] (0:13.31)	7.3L	0:37.52	+2				
9	7	SPOOKY SPECTRE Anthony Allen	3	61.6 400m	0:05.87 Overall	1:08.60 [9] (0:05.87)	1:02.73 [9] (0:13.89)	0:48.84 [9] (0:12.67)	0:36.17 [9] (0:12.22)	0:23.95 [9] (0:11.88)	0:12.07 [9] (0:12.07)	25.6L	0:36.17	+1				

Scratched: Dragon Claws (#12), Showroad (#4), Dis Is Duke (#2), A Bit Bazarre (#5), Roman Hussler (#9)



Horse/Jockey Name	Yourallthat
Final Rank	1
Fastest Section Time (Section)	0:05.14 (Overall)
Top Speed [km/h] (Section)	66.8 (1000m)
Race State	Finished



Toowoomba QLD Professional

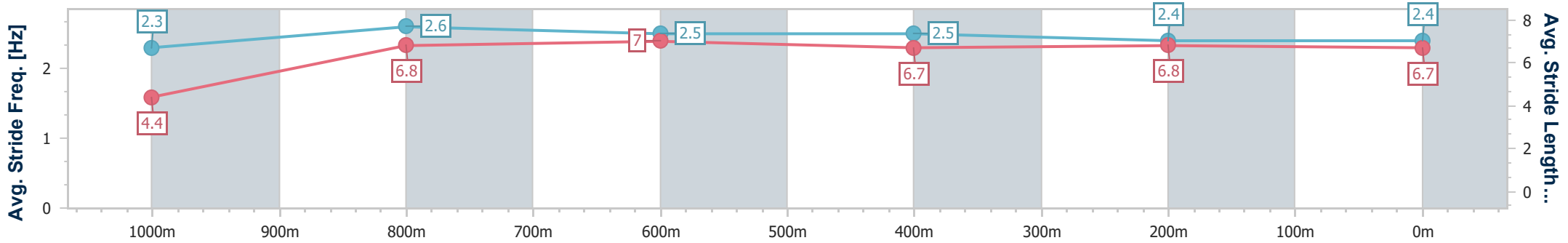
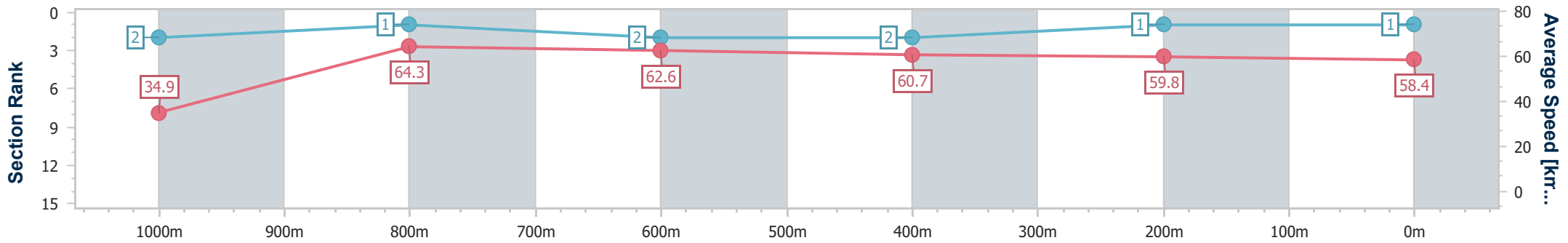
Race 6: LAND TRANSPORT Maiden Handicap - 1050m

01 April 2023 - 19:41



Track Rating: Good 4, Weather: Overcast, Rail Position: +1m Entire

Section	Overall	1000m	800m	600m	400m	200m
Section Times	1:04.10 [1] (0:05.14)	0:58.96 [2] (0:11.21)	0:47.75 [1] (0:11.53)	0:36.22 [2] (0:11.91)	0:24.31 [2] (0:12.01)	0:12.30 [1] (0:12.30)
Average Speed [km/h]	34.9	64.3	62.6	60.7	59.8	58.4
Top Speed [km/h]	55.6	66.8	64.8	62.1	60.5	58.9
Avg. Dist. to Rail [m]	0.3	0.2	1.3	1.1	0.8	1.5
Avg. Stride Freq. [Hz]	2.3	2.6	2.5	2.5	2.4	2.4
Avg. Stride Length [m]	4.4	6.8	7.0	6.7	6.8	6.7



- [] Ranking at each section and finish
- .-.- No data available at this section
- NA No data available



Horse/Jockey Name	Light Up The Dawn
Final Rank	2
Fastest Section Time (Section)	0:05.28 (Overall)
Top Speed [km/h] (Section)	66.4 (1000m)
Race State	Finished



Toowoomba QLD Professional

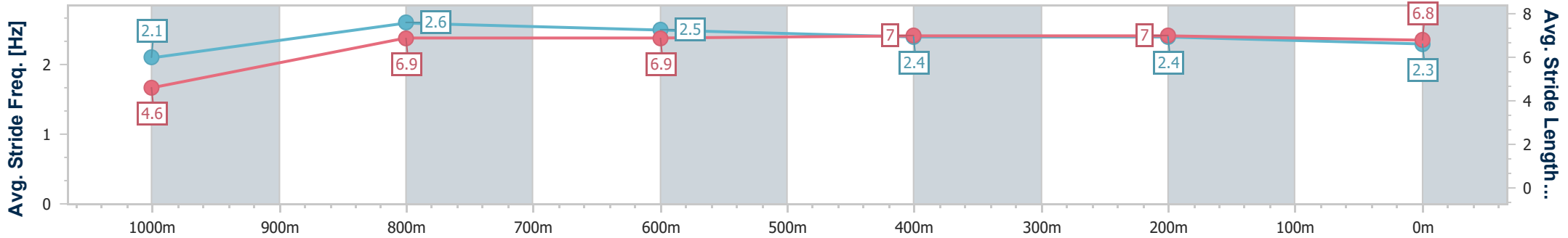
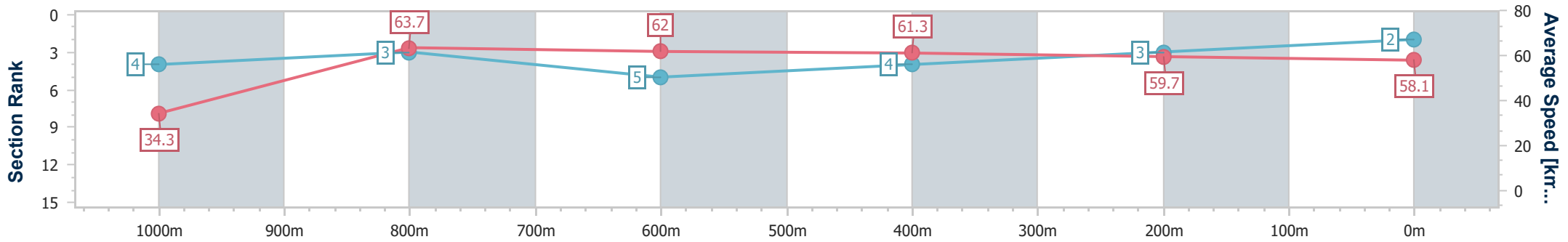
Race 6: LAND TRANSPORT Maiden Handicap - 1050m

01 April 2023 - 19:41



Track Rating: Good 4, Weather: Overcast, Rail Position: +1m Entire

Section	Overall	1000m	800m	600m	400m	200m
Section Times	1:04.38 [2] (0:05.28)	0:59.10 [4] (0:11.30)	0:47.80 [3] (0:11.67)	0:36.13 [5] (0:11.71)	0:24.42 [4] (0:12.05)	0:12.37 [3] (0:12.37)
Average Speed [km/h]	34.3	63.7	62.0	61.3	59.7	58.1
Top Speed [km/h]	54.3	66.4	64.8	63.5	60.9	59.6
Avg. Dist. to Rail [m]	2.1	1.0	0.9	0.5	0.5	1.0
Avg. Stride Freq. [Hz]	2.1	2.6	2.5	2.4	2.4	2.3
Avg. Stride Length [m]	4.6	6.9	6.9	7.0	7.0	6.8



- [] Ranking at each section and finish
- .-.- No data available at this section
- NA No data available



Horse/Jockey Name	Tereshkova
Final Rank	3
Fastest Section Time (Section)	0:05.51 (Overall)
Top Speed [km/h] (Section)	65.1 (1000m)
Race State	Finished



Toowoomba QLD Professional

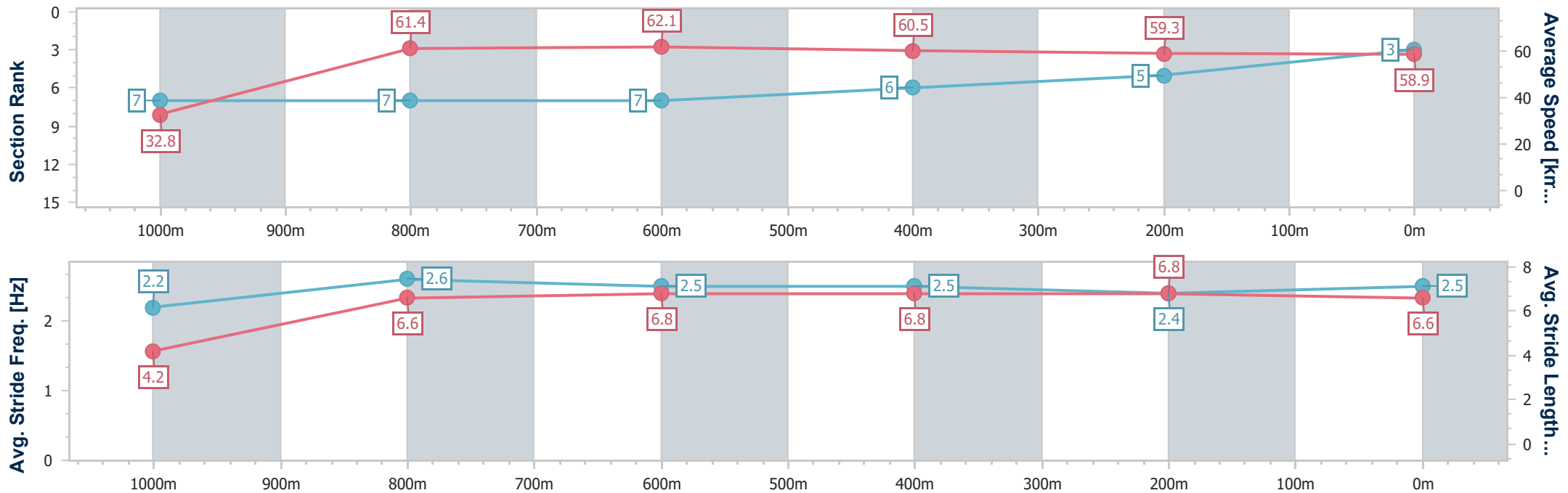
Race 6: LAND TRANSPORT Maiden Handicap - 1050m

01 April 2023 - 19:41



Track Rating: Good 4, Weather: Overcast, Rail Position: +1m Entire

Section	Overall	1000m	800m	600m	400m	200m
Section Times	1:04.48 [3] (0:05.51)	0:58.97 [7] (0:11.57)	0:47.40 [7] (0:11.35)	0:36.05 [7] (0:11.74)	0:24.31 [6] (0:12.10)	0:12.21 [5] (0:12.21)
Average Speed [km/h]	32.8	61.4	62.1	60.5	59.3	58.9
Top Speed [km/h]	50.0	65.1	63.2	63.4	61.4	60.1
Avg. Dist. to Rail [m]	1.5	5.1	5.0	2.6	1.0	2.9
Avg. Stride Freq. [Hz]	2.2	2.6	2.5	2.5	2.4	2.5
Avg. Stride Length [m]	4.2	6.6	6.8	6.8	6.8	6.6



- [] Ranking at each section and finish
- .-.- No data available at this section
- NA No data available



Horse/Jockey Name	Coburg
Final Rank	4
Fastest Section Time (Section)	0:05.34 (Overall)
Top Speed [km/h] (Section)	65.4 (1000m)
Race State	Finished



Toowoomba QLD Professional

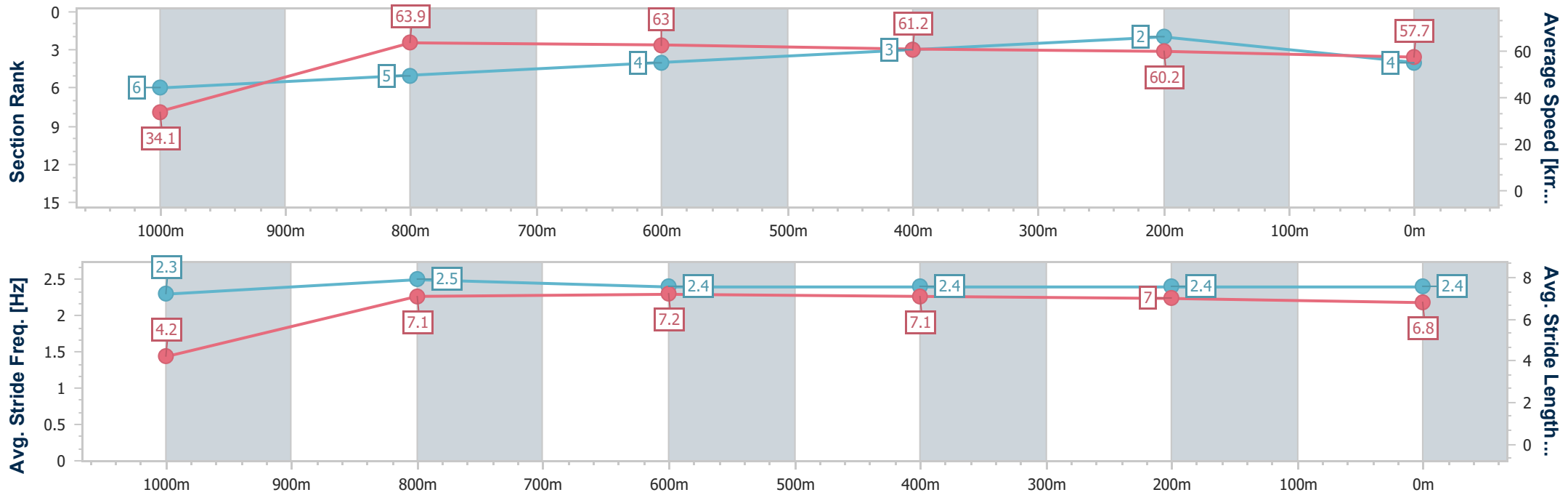
Race 6: LAND TRANSPORT Maiden Handicap - 1050m

01 April 2023 - 19:41



Track Rating: Good 4, Weather: Overcast, Rail Position: +1m Entire

Section	Overall	1000m	800m	600m	400m	200m
Section Times	1:04.54 [4] (0:05.34)	0:59.20 [6] (0:11.35)	0:47.85 [5] (0:11.52)	0:36.33 [4] (0:11.86)	0:24.47 [3] (0:12.03)	0:12.44 [2] (0:12.44)
Average Speed [km/h]	34.1	63.9	63.0	61.2	60.2	57.7
Top Speed [km/h]	57.3	65.4	65.3	62.2	63.1	59.0
Avg. Dist. to Rail [m]	7.0	3.3	1.9	1.7	2.1	1.7
Avg. Stride Freq. [Hz]	2.3	2.5	2.4	2.4	2.4	2.4
Avg. Stride Length [m]	4.2	7.1	7.2	7.1	7.0	6.8



- [] Ranking at each section and finish
- .-.- No data available at this section
- NA No data available



Horse/Jockey Name	Golden Groove
Final Rank	5
Fastest Section Time (Section)	0:05.34 (Overall)
Top Speed [km/h] (Section)	65.8 (1000m)
Race State	Finished



Toowoomba QLD Professional

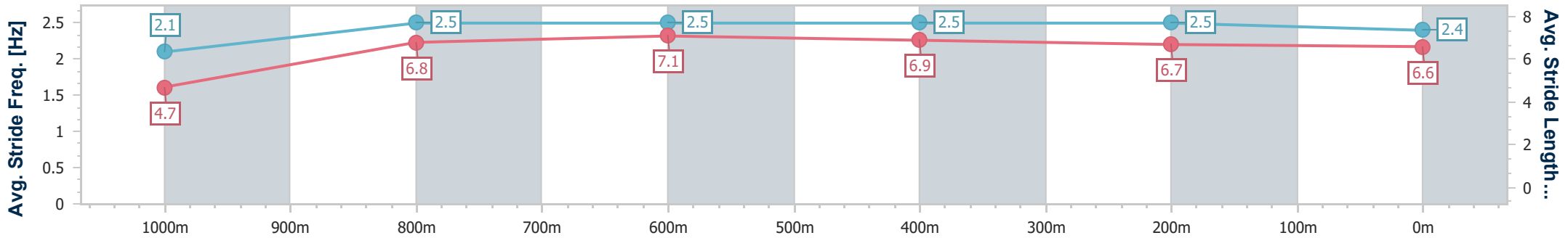
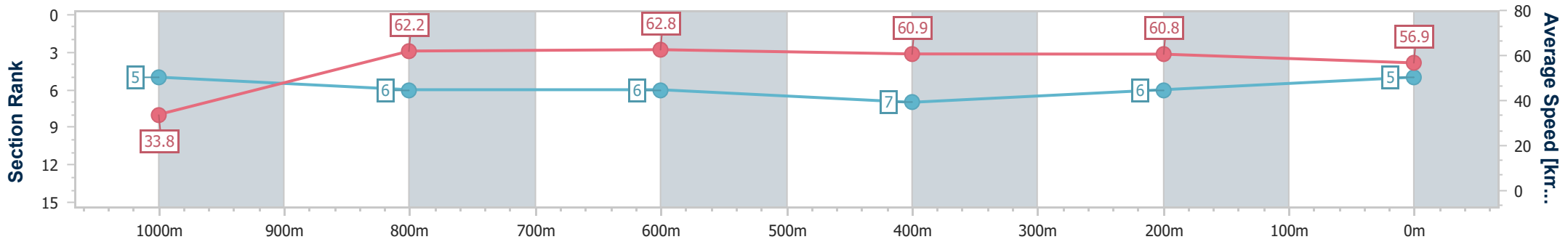
Race 6: LAND TRANSPORT Maiden Handicap - 1050m

01 April 2023 - 19:41



Track Rating: Good 4, Weather: Overcast, Rail Position: +1m Entire

Section	Overall	1000m	800m	600m	400m	200m
Section Times	1:04.94 [5] (0:05.34)	0:59.60 [5] (0:11.57)	0:48.03 [6] (0:11.48)	0:36.55 [6] (0:11.95)	0:24.60 [7] (0:11.96)	0:12.64 [6] (0:12.64)
Average Speed [km/h]	33.8	62.2	62.8	60.9	60.8	56.9
Top Speed [km/h]	53.3	65.8	64.1	63.5	61.9	59.0
Avg. Dist. to Rail [m]	2.6	0.5	0.8	2.2	3.7	3.7
Avg. Stride Freq. [Hz]	2.1	2.5	2.5	2.5	2.5	2.4
Avg. Stride Length [m]	4.7	6.8	7.1	6.9	6.7	6.6



- [] Ranking at each section and finish
- .-.- No data available at this section
- NA No data available



Horse/Jockey Name	Inspired Shadows
Final Rank	6
Fastest Section Time (Section)	0:05.71 (Overall)
Top Speed [km/h] (Section)	65.0 (800m)
Race State	Finished



Toowoomba QLD Professional

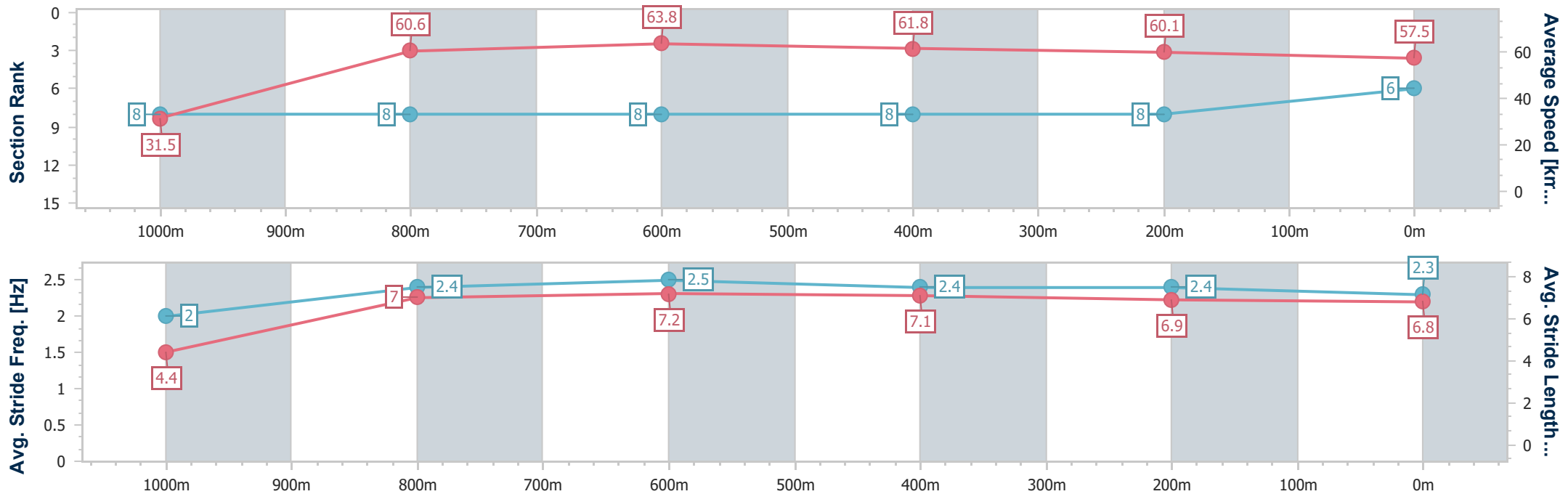
Race 6: LAND TRANSPORT Maiden Handicap - 1050m

01 April 2023 - 19:41



Track Rating: Good 4, Weather: Overcast, Rail Position: +1m Entire

Section	Overall	1000m	800m	600m	400m	200m
Section Times	1:05.19 [6] (0:05.71)	0:59.48 [8] (0:11.98)	0:47.50 [8] (0:11.37)	0:36.13 [8] (0:11.70)	0:24.43 [8] (0:11.93)	0:12.50 [8] (0:12.50)
Average Speed [km/h]	31.5	60.6	63.8	61.8	60.1	57.5
Top Speed [km/h]	49.8	65.0	65.0	63.6	61.7	58.9
Avg. Dist. to Rail [m]	6.0	4.3	2.0	0.9	0.8	1.0
Avg. Stride Freq. [Hz]	2.0	2.4	2.5	2.4	2.4	2.3
Avg. Stride Length [m]	4.4	7.0	7.2	7.1	6.9	6.8



- [] Ranking at each section and finish
- .-.- No data available at this section
- NA No data available



Horse/Jockey Name	Mister Montague
Final Rank	7
Fastest Section Time (Section)	0:05.14 (Overall)
Top Speed [km/h] (Section)	66.0 (800m)
Race State	Finished



Toowoomba QLD Professional

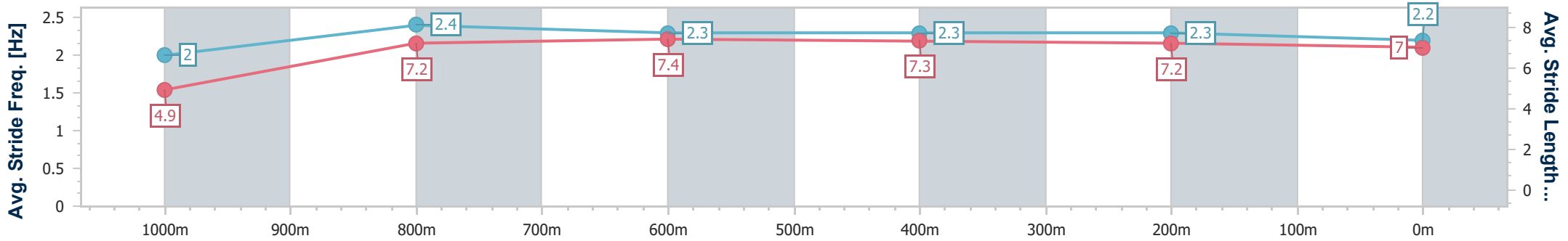
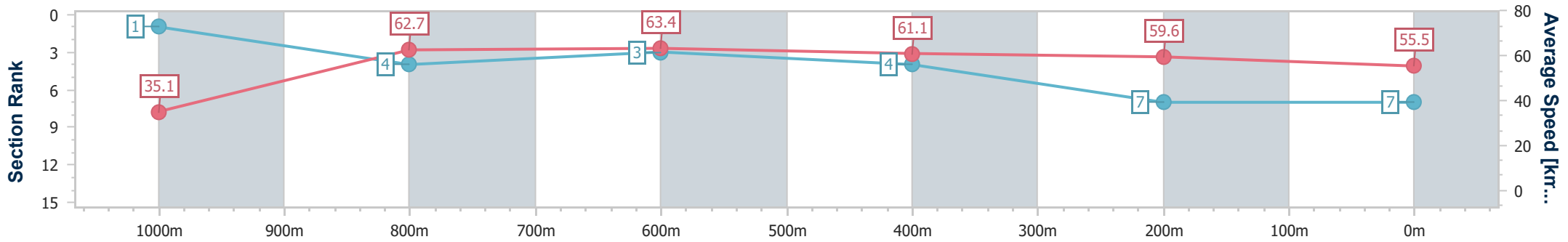
Race 6: LAND TRANSPORT Maiden Handicap - 1050m

01 April 2023 - 19:41



Track Rating: Good 4, Weather: Overcast, Rail Position: +1m Entire

Section	Overall	1000m	800m	600m	400m	200m
Section Times	1:05.28 [7] (0:05.14)	1:00.14 [1] (0:11.54)	0:48.60 [4] (0:11.46)	0:37.14 [3] (0:11.98)	0:25.16 [4] (0:12.21)	0:12.95 [7] (0:12.95)
Average Speed [km/h]	35.1	62.7	63.4	61.1	59.6	55.5
Top Speed [km/h]	54.3	65.5	66.0	62.8	60.7	57.7
Avg. Dist. to Rail [m]	4.9	3.1	2.7	3.0	3.3	2.6
Avg. Stride Freq. [Hz]	2.0	2.4	2.3	2.3	2.3	2.2
Avg. Stride Length [m]	4.9	7.2	7.4	7.3	7.2	7.0



- [] Ranking at each section and finish
- .-.- No data available at this section
- NA No data available



Horse/Jockey Name	Gertie Goer
Final Rank	8
Fastest Section Time (Section)	0:05.16 (Overall)
Top Speed [km/h] (Section)	66.5 (1000m)
Race State	Finished



Toowoomba QLD Professional

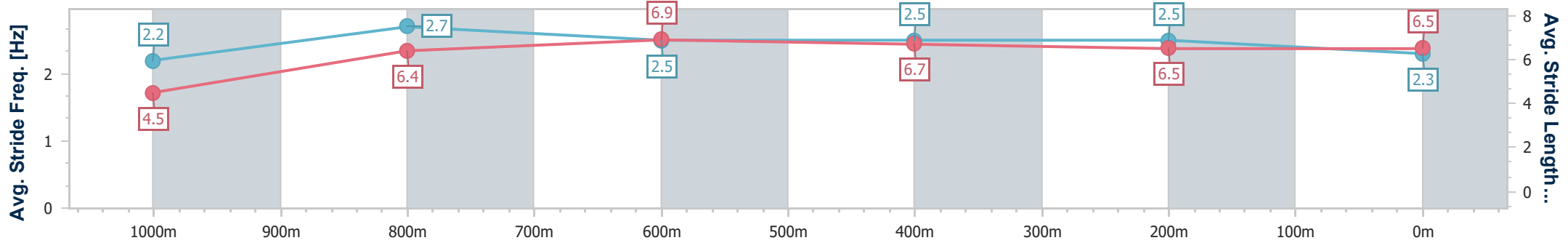
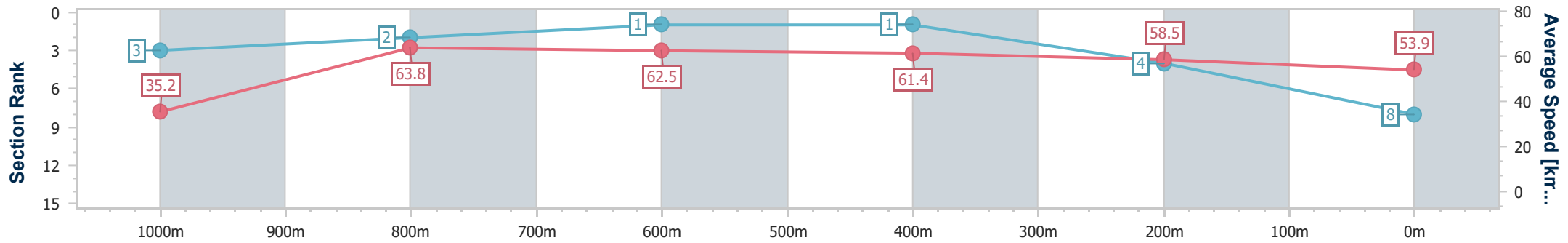
Race 6: LAND TRANSPORT Maiden Handicap - 1050m

01 April 2023 - 19:41



Track Rating: Good 4, Weather: Overcast, Rail Position: +1m Entire

Section	Overall	1000m	800m	600m	400m	200m
Section Times	1:05.46 [8] (0:05.16)	1:00.30 [3] (0:11.25)	0:49.05 [2] (0:11.53)	0:37.52 [1] (0:11.83)	0:25.69 [1] (0:12.38)	0:13.31 [4] (0:13.31)
Average Speed [km/h]	35.2	63.8	62.5	61.4	58.5	53.9
Top Speed [km/h]	56.0	66.5	64.5	62.5	60.9	56.9
Avg. Dist. to Rail [m]	1.9	0.8	1.2	1.2	2.0	1.1
Avg. Stride Freq. [Hz]	2.2	2.7	2.5	2.5	2.5	2.3
Avg. Stride Length [m]	4.5	6.4	6.9	6.7	6.5	6.5



- [] Ranking at each section and finish
- .-.- No data available at this section
- NA No data available



Horse/Jockey Name	Spooky Spectre
Final Rank	9
Fastest Section Time (Section)	0:05.87 (Overall)
Top Speed [km/h] (Section)	61.6 (400m)
Race State	Finished



Toowoomba QLD Professional

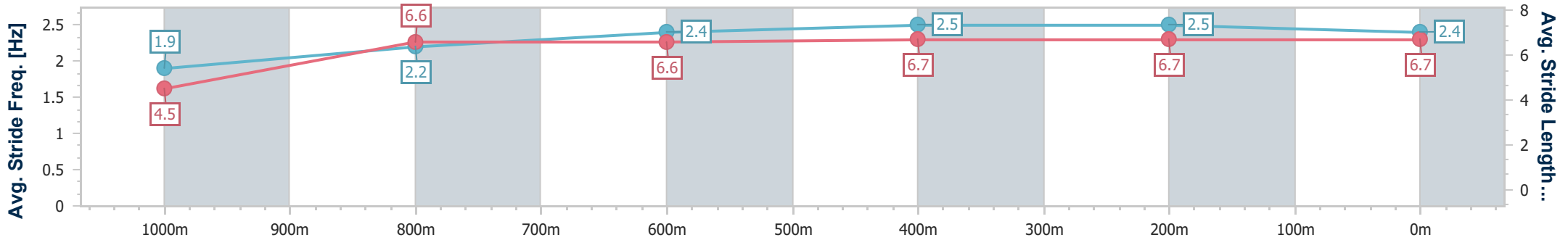
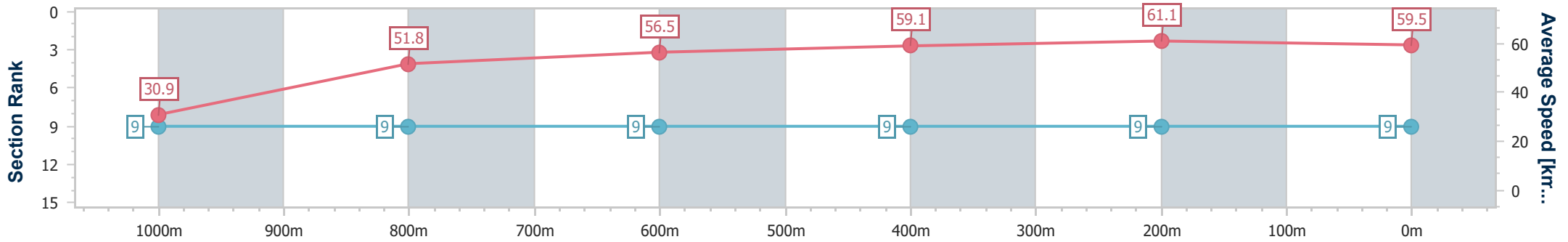
Race 6: LAND TRANSPORT Maiden Handicap - 1050m

01 April 2023 - 19:41



Track Rating: Good 4, Weather: Overcast, Rail Position: +1m Entire

Section	Overall	1000m	800m	600m	400m	200m
Section Times	1:08.60 [9] (0:05.87)	1:02.73 [9] (0:13.89)	0:48.84 [9] (0:12.67)	0:36.17 [9] (0:12.22)	0:23.95 [9] (0:11.88)	0:12.07 [9] (0:12.07)
Average Speed [km/h]	30.9	51.8	56.5	59.1	61.1	59.5
Top Speed [km/h]	45.4	55.2	58.7	60.5	61.6	61.6
Avg. Dist. to Rail [m]	2.4	0.6	1.0	0.6	2.2	0.5
Avg. Stride Freq. [Hz]	1.9	2.2	2.4	2.5	2.5	2.4
Avg. Stride Length [m]	4.5	6.6	6.6	6.7	6.7	6.7



- [] Ranking at each section and finish
- .-.- No data available at this section
- NA No data available