

Track Rating: Good 4, Weather: Fine, Rail Position: +10M Entire

Section		Overall	1200m	1000m	800m	600m	400m	Last 600m				
Field Times		1:20.26 (0:11.16)	1:09.10 (0:10.66)	0:58.44 (0:11.16)	0:47.28 (0:11.66)	0:35.62 (0:11.80)	0:23.82 (0:11.82)	0:35.62				
Rank	TAB Horse/Jockey	Barrier	Top Speed [km/h]	Fastest Section	Distance Travelled [m]							
1	7 BANDIT Rikki Jamieson	6	66.7 1200m	0:10.88 1200m	1:20.26 [1] (0:11.50)	1:08.76 [6] (0:10.88)	0:57.88 [5] (0:11.05)	0:46.83 [4] (0:11.51)	0:35.32 [4] (0:11.68)	0:23.64 [3] (0:11.64)	0:35.32	
2	2 OCEAN EMPEROR Angela Jones	5	67.7 1200m	0:10.81 1200m	1:20.32 [2] (0:11.16)	1:09.16 [1] (0:10.81)	0:58.35 [3] (0:11.29)	0:47.06 [3] (0:11.70)	0:35.36 [3] (0:11.76)	0:23.60 [4] (0:11.64)	0:35.36	+4
3	6 REFLECT THE STARS Jim Byrne	2	66.1 1200m	0:11.04 1000m	1:20.65 [3] (0:11.93)	1:08.72 [8] (0:11.07)	0:57.65 [8] (0:11.04)	0:46.61 [8] (0:11.44)	0:35.17 [7] (0:11.57)	0:23.60 [7] (0:11.74)	0:35.17	-1
4	4 SMYTZER Larry Cassidy	8	66.1 1200m	0:11.12 1200m	1:20.67 [4] (0:11.40)	1:09.27 [5] (0:11.12)	0:58.15 [6] (0:11.17)	0:46.98 [6] (0:11.71)	0:35.27 [6] (0:11.58)	0:23.69 [6] (0:11.78)	0:35.27	+3
5	1 NO GOING BACK Jake Molloy	3	67.3 1200m	0:10.63 1200m	1:20.70 [5] (0:11.26)	1:09.44 [3] (0:10.63)	0:58.81 [2] (0:11.16)	0:47.65 [2] (0:11.64)	0:36.01 [2] (0:11.75)	0:24.26 [1] (0:11.84)	0:36.01	-2
6	9 THINK HIGH Ashley Morgan	7	66.0 1200m	0:11.10 1200m	1:21.06 [6] (0:11.73)	1:09.33 [7] (0:11.10)	0:58.23 [7] (0:11.13)	0:47.10 [7] (0:11.60)	0:35.50 [8] (0:11.67)	0:23.83 [8] (0:11.67)	0:35.50	+3
7	10 TOP BABE Micheal Hellyer	4	66.6 1000m	0:10.95 1200m	1:22.32 [7] (0:11.29)	1:11.03 [4] (0:10.95)	1:00.08 [4] (0:11.22)	0:48.86 [5] (0:11.71)	0:37.15 [5] (0:11.78)	0:25.37 [5] (0:12.22)	0:37.15	+0
8	5 TIDAL RUSH Cejay Graham	1	67.7 1200m	0:10.63 1200m	1:22.53 [8] (0:11.19)	1:11.34 [2] (0:10.63)	1:00.71 [1] (0:11.16)	0:49.55 [1] (0:11.66)	0:37.89 [1] (0:11.83)	0:26.06 [2] (0:12.51)	0:37.89	-2

Scratched: Majestics Request (#3), Third Time Round (#8)



Ipswich QLD Professional
 Race 8: SIRROMET Class 4 Handicap - 1350m
 05 April 2023 - 16:38



Track Rating: Good 4, Weather: Fine, Rail Position: +10M Entire

Section				200m				Last 600m	
Field Times				0:12.00 (0:12.00)				0:35.62	
Rank	TAB	Horse/Jockey	Barrier	Top Speed [km/h]	Fastest Section	Margin			Distance Travelled [m]
1	7	BANDIT Rikki Jamieson	6	66.7 1200m	0:10.88 1200m	0:12.00 [1] (0:12.00)	1:20.26		0:35.32
2	2	OCEAN EMPEROR Angela Jones	5	67.7 1200m	0:10.81 1200m	0:11.96 [2] (0:11.96)	0.2L		0:35.36 +4
3	6	REFLECT THE STARS Jim Byrne	2	66.1 1200m	0:11.04 1000m	0:11.86 [5] (0:11.86)	2L		0:35.17 -1
4	4	SMYTZER Larry Cassidy	8	66.1 1200m	0:11.12 1200m	0:11.91 [4] (0:11.91)	2.1L		0:35.27 +3
5	1	NO GOING BACK Jake Molloy	3	67.3 1200m	0:10.63 1200m	0:12.42 [3] (0:12.42)	2.3L		0:36.01 -2
6	9	THINK HIGH Ashley Morgan	7	66.0 1200m	0:11.10 1200m	0:12.16 [6] (0:12.16)	4.3L		0:35.50 +3
7	10	TOP BABE Micheal Hellyer	4	66.6 1000m	0:10.95 1200m	0:13.15 [8] (0:13.15)	11.6L		0:37.15 +0
8	5	TIDAL RUSH Cejay Graham	1	67.7 1200m	0:10.63 1200m	0:13.55 [7] (0:13.55)	12.6L		0:37.89 -2

Scratched: Majestics Request (#3), Third Time Round (#8)

[] Ranking at each section and finish
 -:-:- No data available at this section
 NA No data available

SCN Saddle cloth number
 DNF Did not finish
 DNT Did not track



Horse/Jockey Name	Bandit
Final Rank	1
Fastest Section Time (Section)	0:10.88 (1200m)
Top Speed [km/h] (Section)	66.7 (1200m)
Race State	Finished



Ipswich QLD Professional

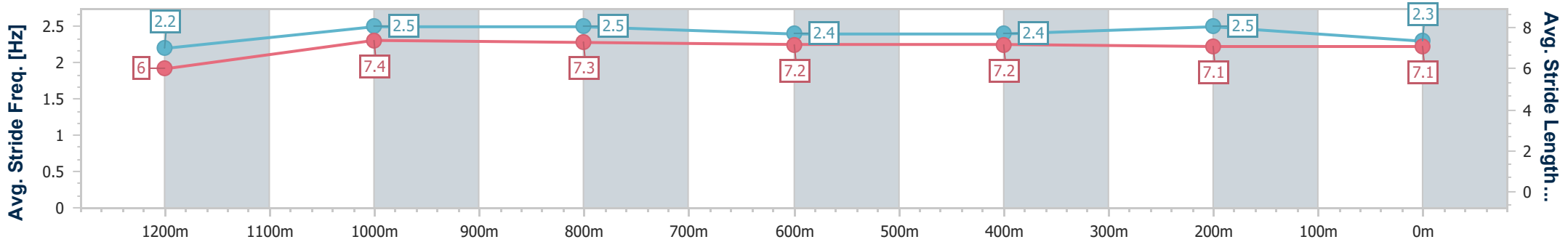
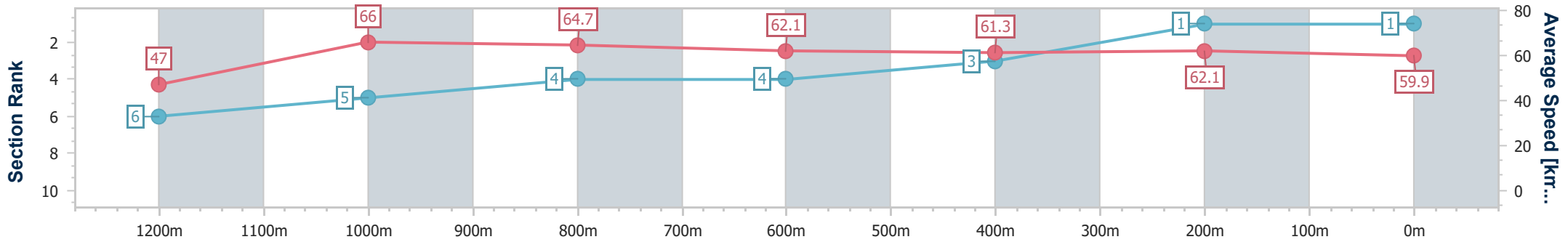
Race 8: SIRROMET Class 4 Handicap - 1350m

05 April 2023 - 16:38



Track Rating: Good 4, Weather: Fine, Rail Position: +10M Entire

Section	Overall	1200m	1000m	800m	600m	400m	200m
Section Times	1:20.26 [1] (0:11.50)	1:08.76 [6] (0:10.88)	0:57.88 [5] (0:11.05)	0:46.83 [4] (0:11.51)	0:35.32 [4] (0:11.68)	0:23.64 [3] (0:11.64)	0:12.00 [1] (0:12.00)
Average Speed [km/h]	47.0	66.0	64.7	62.1	61.3	62.1	59.9
Top Speed [km/h]	63.1	66.7	66.1	63.0	62.4	62.8	62.5
Avg. Dist. to Rail [m]	3.5	1.8	2.1	2.3	1.8	1.7	2.9
Avg. Stride Freq. [Hz]	2.2	2.5	2.5	2.4	2.4	2.5	2.3
Avg. Stride Length [m]	6.0	7.4	7.3	7.2	7.2	7.1	7.1



- [] Ranking at each section and finish
- .-.- No data available at this section
- NA No data available



Horse/Jockey Name	Ocean Emperor
Final Rank	2
Fastest Section Time (Section)	0:10.81 (1200m)
Top Speed [km/h] (Section)	67.7 (1200m)
Race State	Finished



Ipswich QLD Professional

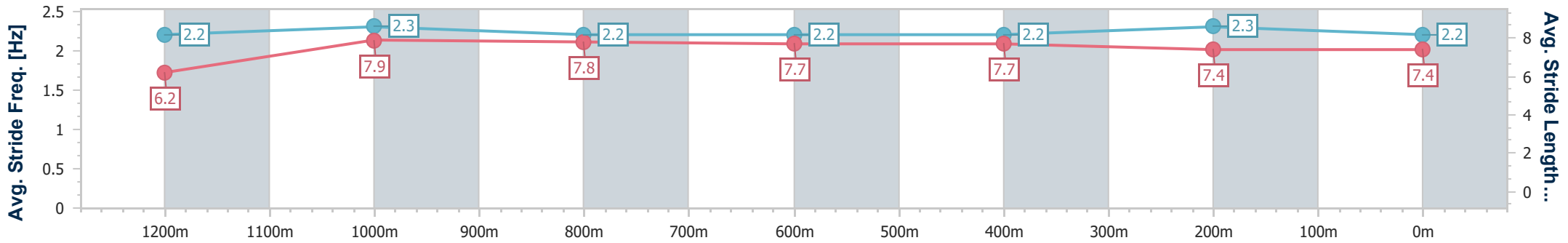
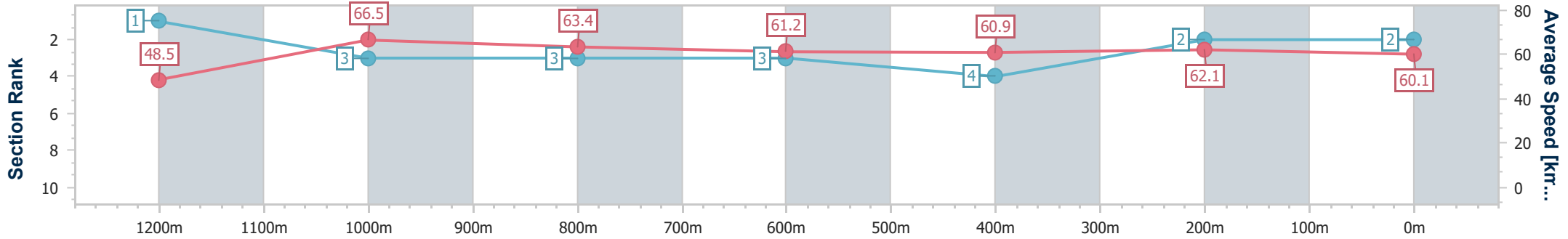
Race 8: SIRROMET Class 4 Handicap - 1350m

05 April 2023 - 16:38



Track Rating: Good 4, Weather: Fine, Rail Position: +10M Entire

Section	Overall	1200m	1000m	800m	600m	400m	200m
Section Times	1:20.32 [2] (0:11.16)	1:09.16 [1] (0:10.81)	0:58.35 [3] (0:11.29)	0:47.06 [3] (0:11.70)	0:35.36 [3] (0:11.76)	0:23.60 [4] (0:11.64)	0:11.96 [2] (0:11.96)
Average Speed [km/h]	48.5	66.5	63.4	61.2	60.9	62.1	60.1
Top Speed [km/h]	65.8	67.7	65.3	62.3	62.1	63.0	61.7
Avg. Dist. to Rail [m]	2.9	0.8	1.4	1.8	1.1	1.9	3.5
Avg. Stride Freq. [Hz]	2.2	2.3	2.2	2.2	2.2	2.3	2.2
Avg. Stride Length [m]	6.2	7.9	7.8	7.7	7.7	7.4	7.4



- [] Ranking at each section and finish
- .-.- No data available at this section
- NA No data available



Horse/Jockey Name	Reflect the Stars
Final Rank	3
Fastest Section Time (Section)	0:11.04 (1000m)
Top Speed [km/h] (Section)	66.1 (1200m)
Race State	Finished



Ipswich QLD Professional

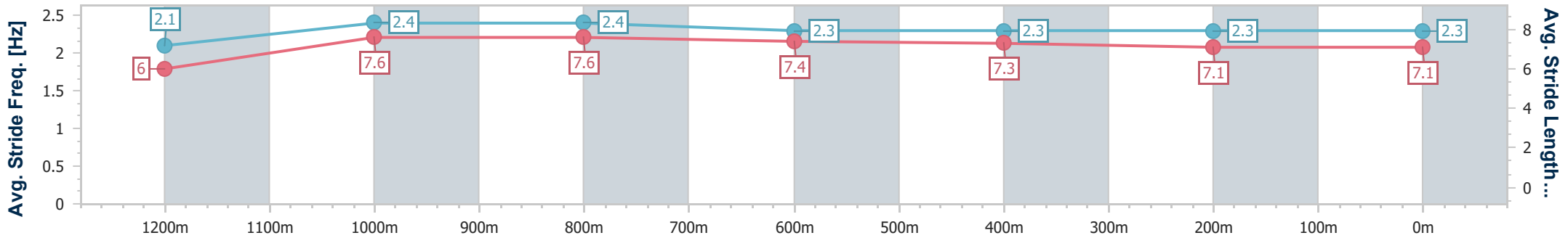
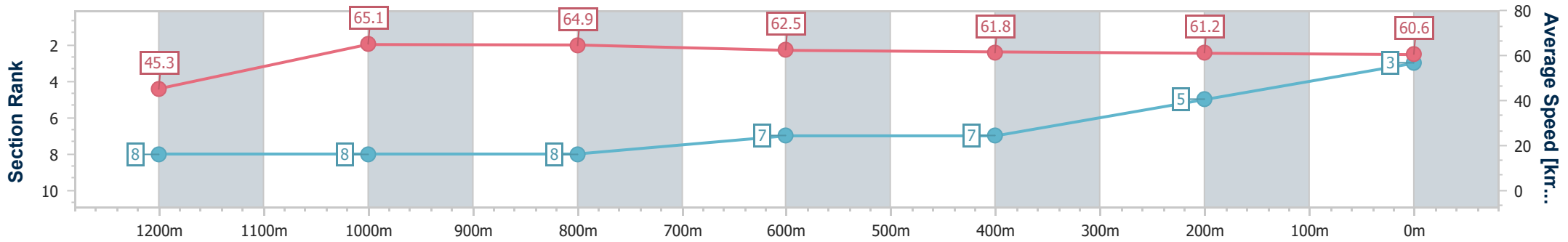
Race 8: SIRROMET Class 4 Handicap - 1350m

05 April 2023 - 16:38



Track Rating: Good 4, Weather: Fine, Rail Position: +10M Entire

Section	Overall	1200m	1000m	800m	600m	400m	200m
Section Times	1:20.65 [3] (0:11.93)	1:08.72 [8] (0:11.07)	0:57.65 [8] (0:11.04)	0:46.61 [8] (0:11.44)	0:35.17 [7] (0:11.57)	0:23.60 [7] (0:11.74)	0:11.86 [5]
Average Speed [km/h]	45.3	65.1	64.9	62.5	61.8	61.2	60.6
Top Speed [km/h]	63.3	66.1	66.0	63.7	63.2	61.2	61.5
Avg. Dist. to Rail [m]	0.9	0.6	1.2	1.8	1.6	1.0	1.8
Avg. Stride Freq. [Hz]	2.1	2.4	2.4	2.3	2.3	2.3	2.3
Avg. Stride Length [m]	6.0	7.6	7.6	7.4	7.3	7.1	7.1



- [] Ranking at each section and finish
- .-.- No data available at this section
- NA No data available



Horse/Jockey Name	Smytzer
Final Rank	4
Fastest Section Time (Section)	0:11.12 (1200m)
Top Speed [km/h] (Section)	66.1 (1200m)
Race State	Finished



Ipswich QLD Professional

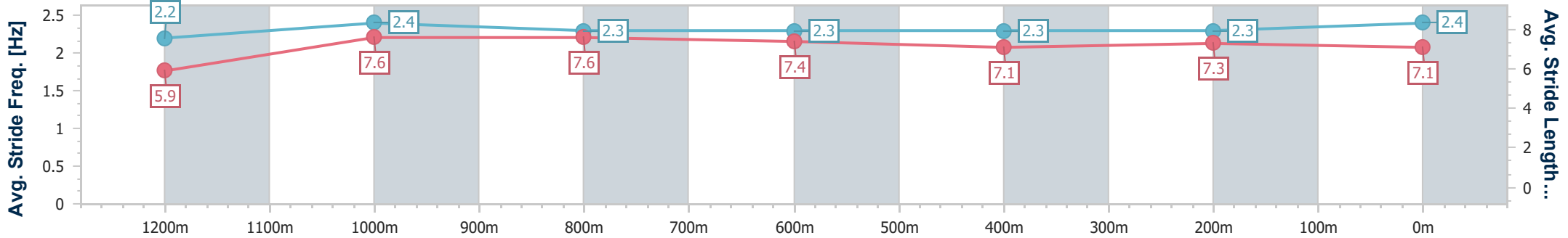
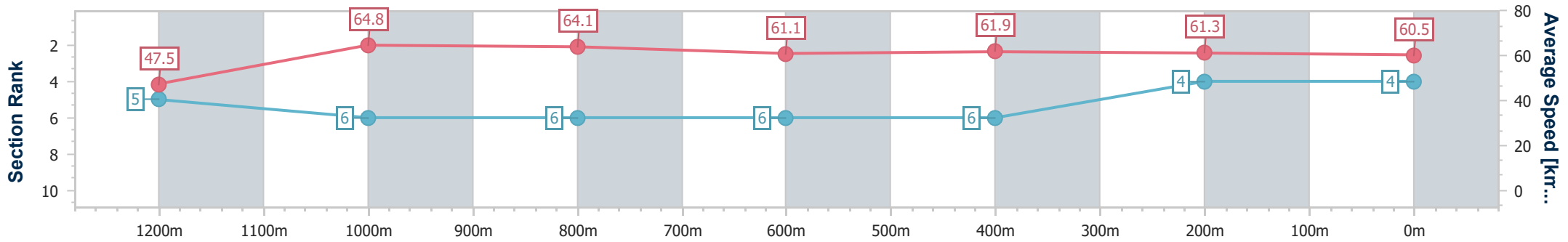
Race 8: SIRROMET Class 4 Handicap - 1350m

05 April 2023 - 16:38



Track Rating: Good 4, Weather: Fine, Rail Position: +10M Entire

Section	Overall	1200m	1000m	800m	600m	400m	200m
Section Times	1:20.67 [4] (0:11.40)	1:09.27 [5] (0:11.12)	0:58.15 [6] (0:11.17)	0:46.98 [6] (0:11.71)	0:35.27 [6] (0:11.58)	0:23.69 [6] (0:11.78)	0:11.91 [4] (0:11.91)
Average Speed [km/h]	47.5	64.8	64.1	61.1	61.9	61.3	60.5
Top Speed [km/h]	64.5	66.1	66.1	62.3	62.9	62.0	61.3
Avg. Dist. to Rail [m]	5.1	0.8	1.6	1.7	0.4	1.1	2.9
Avg. Stride Freq. [Hz]	2.2	2.4	2.3	2.3	2.3	2.3	2.4
Avg. Stride Length [m]	5.9	7.6	7.6	7.4	7.1	7.3	7.1



- [] Ranking at each section and finish
- .-.- No data available at this section
- NA No data available



Horse/Jockey Name	No Going Back
Final Rank	5
Fastest Section Time (Section)	0:10.63 (1200m)
Top Speed [km/h] (Section)	67.3 (1200m)
Race State	Finished



Ipswich QLD Professional

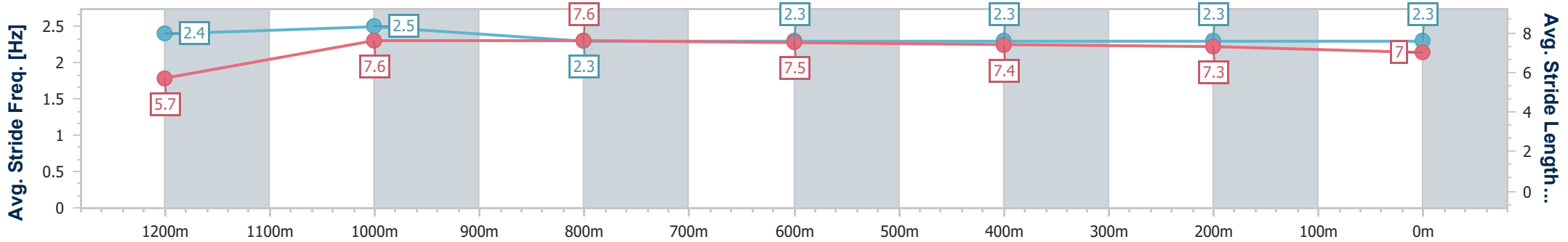
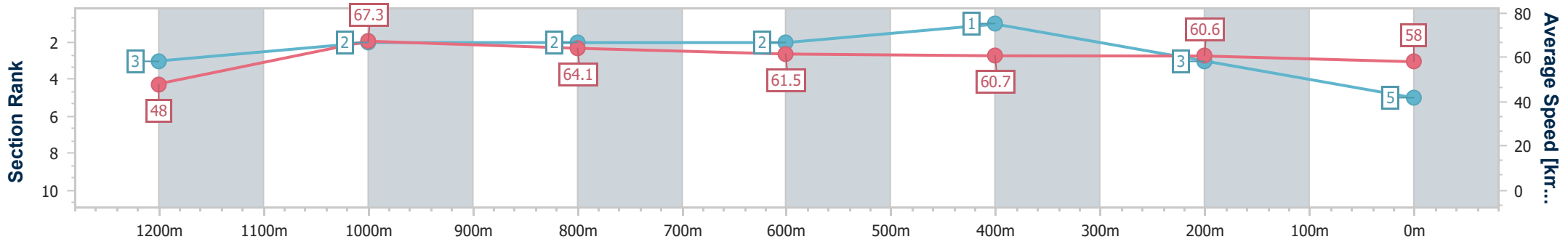
Race 8: SIRROMET Class 4 Handicap - 1350m

05 April 2023 - 16:38



Track Rating: Good 4, Weather: Fine, Rail Position: +10M Entire

Section	Overall	1200m	1000m	800m	600m	400m	200m
Section Times	1:20.70 [5] (0:11.26)	1:09.44 [3] (0:10.63)	0:58.81 [2] (0:11.16)	0:47.65 [2] (0:11.64)	0:36.01 [2] (0:11.75)	0:24.26 [1] (0:11.84)	0:12.42 [3] (0:12.42)
Average Speed [km/h]	48.0	67.3	64.1	61.5	60.7	60.6	58.0
Top Speed [km/h]	66.3	67.3	65.4	62.5	61.7	61.1	60.2
Avg. Dist. to Rail [m]	1.3	1.9	1.6	1.9	1.9	1.1	0.6
Avg. Stride Freq. [Hz]	2.4	2.5	2.3	2.3	2.3	2.3	2.3
Avg. Stride Length [m]	5.7	7.6	7.6	7.5	7.4	7.3	7.0



- [] Ranking at each section and finish
- .-.- No data available at this section
- NA No data available



Horse/Jockey Name	Think High
Final Rank	6
Fastest Section Time (Section)	0:11.10 (1200m)
Top Speed [km/h] (Section)	66.0 (1200m)
Race State	Finished



Ipswich QLD Professional

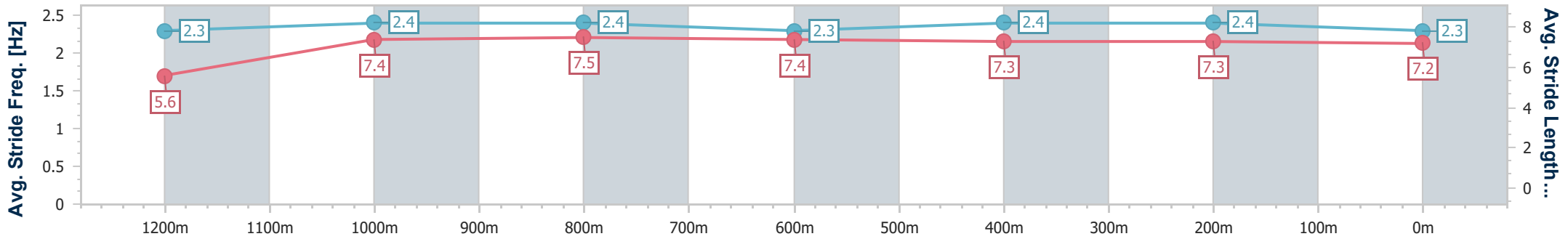
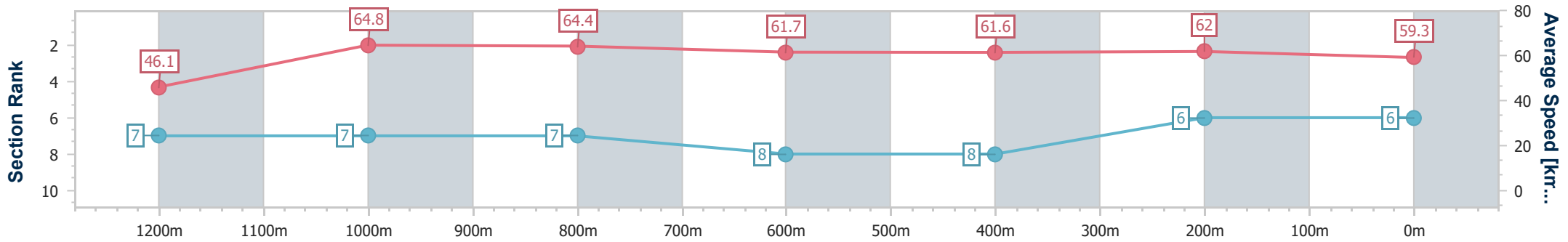
Race 8: SIRROMET Class 4 Handicap - 1350m

05 April 2023 - 16:38



Track Rating: Good 4, Weather: Fine, Rail Position: +10M Entire

Section	Overall	1200m	1000m	800m	600m	400m	200m
Section Times	1:21.06 [6] (0:11.73)	1:09.33 [7] (0:11.10)	0:58.23 [7] (0:11.13)	0:47.10 [7] (0:11.60)	0:35.50 [8] (0:11.67)	0:23.83 [8] (0:11.67)	0:12.16 [6] (0:12.16)
Average Speed [km/h]	46.1	64.8	64.4	61.7	61.6	62.0	59.3
Top Speed [km/h]	62.9	66.0	65.7	62.6	62.5	62.8	62.2
Avg. Dist. to Rail [m]	4.0	0.9	1.5	1.3	0.3	2.4	5.4
Avg. Stride Freq. [Hz]	2.3	2.4	2.4	2.3	2.4	2.4	2.3
Avg. Stride Length [m]	5.6	7.4	7.5	7.4	7.3	7.3	7.2



- [] Ranking at each section and finish
- .-.- No data available at this section
- NA No data available



Horse/Jockey Name	Top Babe
Final Rank	7
Fastest Section Time (Section)	0:10.95 (1200m)
Top Speed [km/h] (Section)	66.6 (1000m)
Race State	Finished



Ipswich QLD Professional

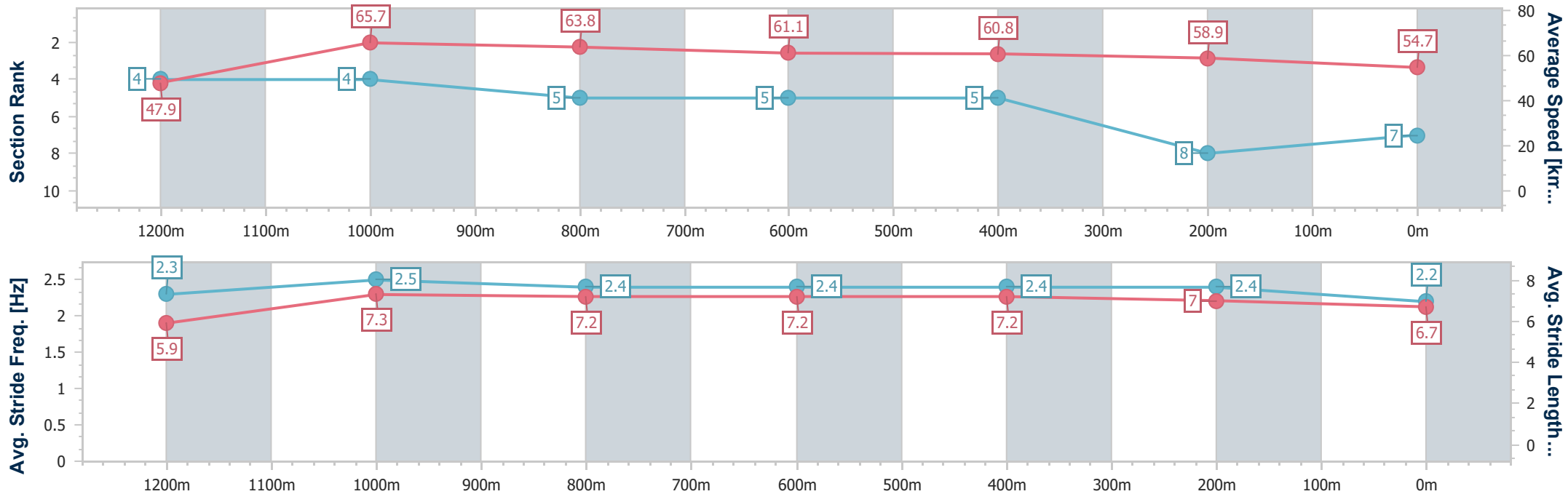
Race 8: SIRROMET Class 4 Handicap - 1350m

05 April 2023 - 16:38



Track Rating: Good 4, Weather: Fine, Rail Position: +10M Entire

Section	Overall	1200m	1000m	800m	600m	400m	200m
Section Times	1:22.32 [7] (0:11.29)	1:11.03 [4] (0:10.95)	1:00.08 [4] (0:11.22)	0:48.86 [5] (0:11.71)	0:37.15 [5] (0:11.78)	0:25.37 [5] (0:12.22)	0:13.15 [8] (0:13.15)
Average Speed [km/h]	47.9	65.7	63.8	61.1	60.8	58.9	54.7
Top Speed [km/h]	64.5	66.2	66.6	62.6	61.7	61.5	56.5
Avg. Dist. to Rail [m]	1.8	0.6	1.3	1.7	1.4	1.2	3.1
Avg. Stride Freq. [Hz]	2.3	2.5	2.4	2.4	2.4	2.4	2.2
Avg. Stride Length [m]	5.9	7.3	7.2	7.2	7.2	7.0	6.7



- [] Ranking at each section and finish
- .-.- No data available at this section
- NA No data available



Horse/Jockey Name	Tidal Rush
Final Rank	8
Fastest Section Time (Section)	0:10.63 (1200m)
Top Speed [km/h] (Section)	67.7 (1200m)
Race State	Finished



Ipswich QLD Professional

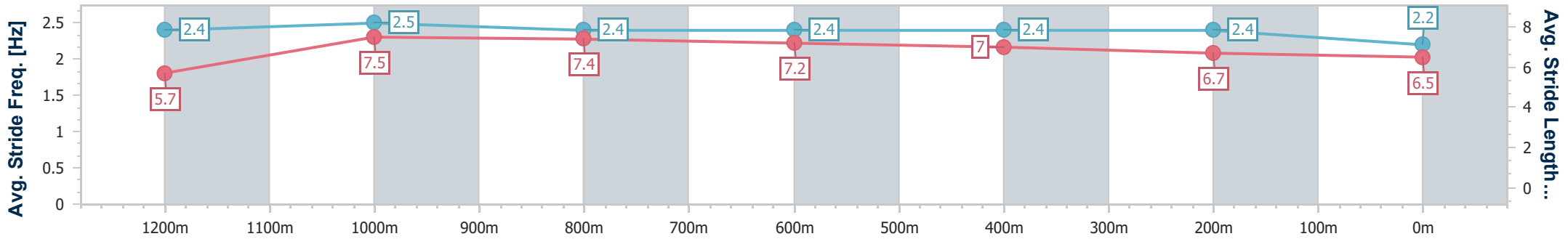
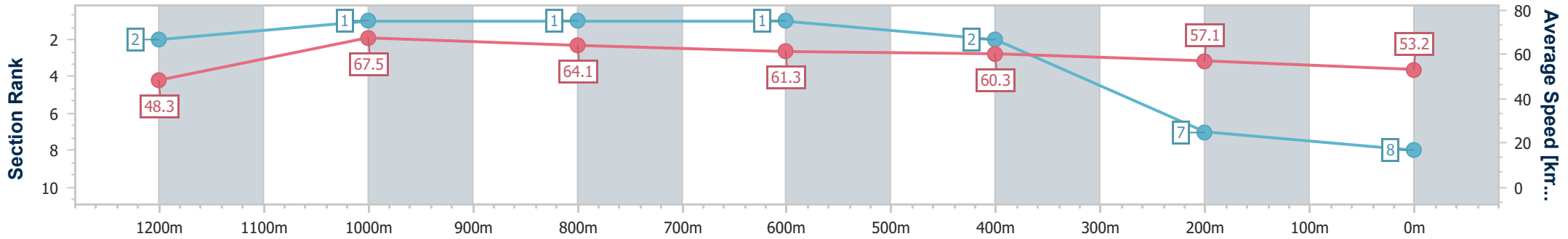
Race 8: SIRROMET Class 4 Handicap - 1350m

05 April 2023 - 16:38



Track Rating: Good 4, Weather: Fine, Rail Position: +10M Entire

Section	Overall	1200m	1000m	800m	600m	400m	200m
Section Times	1:22.53 [8] (0:11.19)	1:11.34 [2] (0:10.63)	1:00.71 [1] (0:11.16)	0:49.55 [1] (0:11.66)	0:37.89 [1] (0:11.83)	0:26.06 [2] (0:12.51)	0:13.55 [7] (0:13.55)
Average Speed [km/h]	48.3	67.5	64.1	61.3	60.3	57.1	53.2
Top Speed [km/h]	67.1	67.7	67.1	62.8	61.3	59.4	56.2
Avg. Dist. to Rail [m]	1.4	1.2	1.7	2.3	2.2	1.7	0.4
Avg. Stride Freq. [Hz]	2.4	2.5	2.4	2.4	2.4	2.4	2.2
Avg. Stride Length [m]	5.7	7.5	7.4	7.2	7.0	6.7	6.5



- [] Ranking at each section and finish
- .-.- No data available at this section
- NA No data available