

Track Rating: Soft 6, Weather: Fine, Rail Position: True

Section		Overall	1400m	1200m	1000m	800m	600m	400m	Last 600m					
Field Times		1:42.93 (0:18.30)	1:24.63 (0:11.49)	1:13.14 (0:12.03)	1:01.11 (0:12.68)	0:48.43 (0:12.50)	0:35.93 (0:12.24)	0:23.69 (0:11.90)	0:35.93					
Rank	TAB	Horse/Jockey	Barrier	Top Speed [km/h]	Fastest Section							Distance Travelled [m]		
1	6	SPIRIT OF BEANS Les Tilley	6	64.6 1400m	0:11.55 1400m	1:42.93 [1] (0:18.52)	1:24.41 [5] (0:11.55)	1:12.86 [3] (0:12.06)	1:00.80 [3] (0:12.68)	0:48.12 [5] (0:12.38)	0:35.74 [4] (0:12.25)	0:23.49 [5] (0:11.75)	0:35.74	
2	1	BUON ACQUISTO Brodie Loy	2	65.4 400m	0:11.55 400m	1:42.96 [2] (0:18.85)	1:24.11 [7] (0:11.82)	1:12.29 [8] (0:11.89)	1:00.40 [8] (0:12.59)	0:47.81 [8] (0:12.45)	0:35.36 [7] (0:12.15)	0:23.21 [8] (0:11.55)	0:35.36	-1
3	15	FIREFLIES Kyle Wilson-Taylor	5	63.9 400m	0:11.61 400m	1:42.96 [3] (0:18.54)	1:24.42 [4] (0:11.73)	1:12.69 [5] (0:12.23)	1:00.46 [6] (0:12.67)	0:47.79 [6] (0:12.33)	0:35.46 [6] (0:12.14)	0:23.32 [6] (0:11.61)	0:35.46	+2
4	4	PATMOS ISLAND Nathan Evans	4	63.5 1400m	0:11.64 1400m	1:43.09 [4] (0:18.47)	1:24.62 [3] (0:11.64)	1:12.98 [4] (0:12.10)	1:00.88 [4] (0:12.63)	0:48.25 [4] (0:12.46)	0:35.79 [5] (0:12.23)	0:23.56 [4] (0:11.74)	0:35.79	-7
5	3	JETFOIL Damien Thornton	12	64.0 Overall	0:11.47 1400m	1:43.34 [5] (0:18.39)	1:24.95 [2] (0:11.47)	1:13.48 [2] (0:12.09)	1:01.39 [2] (0:12.67)	0:48.72 [3] (0:12.48)	0:36.24 [3] (0:12.21)	0:24.03 [2] (0:11.83)	0:36.24	+0
6	7	DISTANT SECRET Micheal Hellyer	14	63.9 400m	0:11.61 400m	1:43.56 [6] (0:19.00)	1:24.56 [9] (0:11.75)	1:12.81 [9] (0:12.19)	1:00.62 [9] (0:12.57)	0:48.05 [9] (0:12.16)	0:35.89 [9] (0:12.03)	0:23.86 [7] (0:11.61)	0:35.89	+1
7	10	EASIER SAID Ben Thompson	7	63.8 Overall	0:11.49 1400m	1:43.73 [7] (0:18.30)	1:25.43 [1] (0:11.49)	1:13.94 [1] (0:12.03)	1:01.91 [1] (0:12.68)	0:49.23 [1] (0:12.50)	0:36.73 [2] (0:12.24)	0:24.49 [1] (0:12.03)	0:36.73	-6
8	9	DAWN COLOURS Adam Sewell	10	66.3 400m	0:11.55 400m	1:43.91 [8] (0:19.06)	1:24.85 [8] (0:11.63)	1:13.22 [7] (0:11.94)	1:01.28 [5] (0:12.25)	0:49.03 [2] (0:12.44)	0:36.59 [1] (0:12.47)	0:24.12 [3] (0:11.55)	0:36.59	+10
9	2	FLYING EUROS Jason Taylor	1	63.2 1400m	0:11.66 1400m	1:43.96 [9] (0:18.79)	1:25.17 [6] (0:11.66)	1:13.51 [6] (0:12.00)	1:01.51 [7] (0:12.65)	0:48.86 [7] (0:12.50)	0:36.36 [8] (0:12.28)	0:24.08 [9] (0:11.87)	0:36.36	-7

Scratched: Pentito (#5), Private Banker (#8), Pratten Park (#11), Triple Citizen (#12), Visual Element (#13), Sacred Mission (#14)

Track Rating: Soft 6, Weather: Fine, Rail Position: True

Section				200m				Last 600m	
Field Times				0:11.79 (0:11.79)				0:35.93	
Rank	TAB	Horse/Jockey	Barrier	Top Speed [km/h]	Fastest Section	Margin			Distance Travelled [m]
1	6	SPIRIT OF BEANS Les Tilley	6	64.6 1400m	0:11.55 1400m	0:11.74 [5] (0:11.74)	1:42.93		0:35.74
2	1	BUON ACQUISTO Brodie Loy	2	65.4 400m	0:11.55 400m	0:11.66 [7] (0:11.66)	0.2L		0:35.36 -1
3	15	FIREFLIES Kyle Wilson-Taylor	5	63.9 400m	0:11.61 400m	0:11.71 [2] (0:11.71)	0.3L		0:35.46 +2
4	4	PATMOS ISLAND Nathan Evans	4	63.5 1400m	0:11.64 1400m	0:11.82 [4] (0:11.82)	0.8L		0:35.79 -7
5	3	JETFOIL Damien Thornton	12	64.0 Overall	0:11.47 1400m	0:12.20 [3] (0:12.20)	2.1L		0:36.24 +0
6	7	DISTANT SECRET Micheal Hellyer	14	63.9 400m	0:11.61 400m	0:12.25 [6] (0:12.25)	3.4L		0:35.89 +1
7	10	EASIER SAID Ben Thompson	7	63.8 Overall	0:11.49 1400m	0:12.46 [8] (0:12.46)	4.4L		0:36.73 -6
8	9	DAWN COLOURS Adam Sewell	10	66.3 400m	0:11.55 400m	0:12.57 [1] (0:12.57)	5.4L		0:36.59 +10
9	2	FLYING EUROS Jason Taylor	1	63.2 1400m	0:11.66 1400m	0:12.21 [9] (0:12.21)	5.6L		0:36.36 -7

Scratched: Pentito (#5), Private Banker (#8), Pratten Park (#11), Triple Citizen (#12), Visual Element (#13), Sacred Mission (#14)



Horse/Jockey Name	Spirit Of Beans
Final Rank	1
Fastest Section Time (Section)	0:11.55 (1400m)
Top Speed [km/h] (Section)	64.6 (1400m)
Race State	Finished



Ipswich QLD Professional

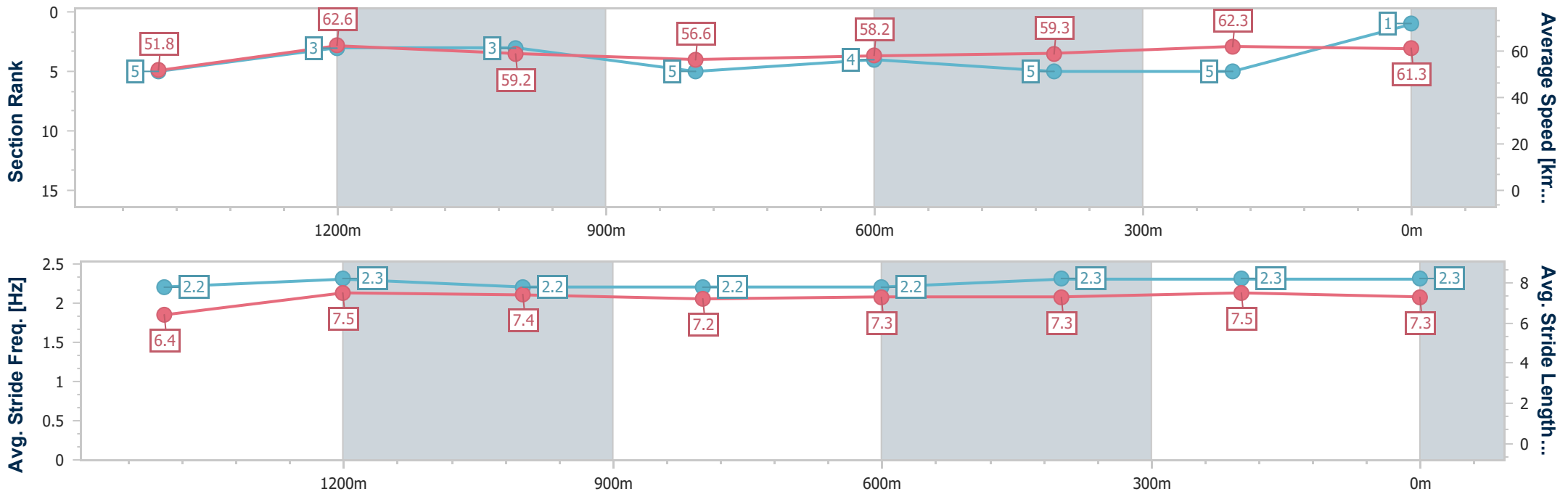
Race 7: SIRROMET Class 2 Plate - 1666m

10 April 2023 - 16:32



Track Rating: Soft 6, Weather: Fine, Rail Position: True

Section	Overall	1400m	1200m	1000m	800m	600m	400m	200m
Section Times	1:42.93 [1] (0:18.52)	1:24.41 [5] (0:11.55)	1:12.86 [3] (0:12.06)	1:00.80 [3] (0:12.68)	0:48.12 [5] (0:12.38)	0:35.74 [4] (0:12.25)	0:23.49 [5] (0:11.75)	0:11.74 [5] (0:11.74)
Average Speed [km/h]	51.8	62.6	59.2	56.6	58.2	59.3	62.3	61.3
Top Speed [km/h]	64.1	64.6	60.7	57.7	59.0	61.7	63.2	63.1
Avg. Dist. to Rail [m]	5.6	0.9	1.7	1.3	0.5	2.0	4.6	5.9
Avg. Stride Freq. [Hz]	2.2	2.3	2.2	2.2	2.2	2.3	2.3	2.3
Avg. Stride Length [m]	6.4	7.5	7.4	7.2	7.3	7.3	7.5	7.3



- [] Ranking at each section and finish
- .-.- No data available at this section
- NA No data available



Horse/Jockey Name	Buon Acquisto
Final Rank	2
Fastest Section Time (Section)	0:11.55 (400m)
Top Speed [km/h] (Section)	65.4 (400m)
Race State	Finished



Ipswich QLD Professional

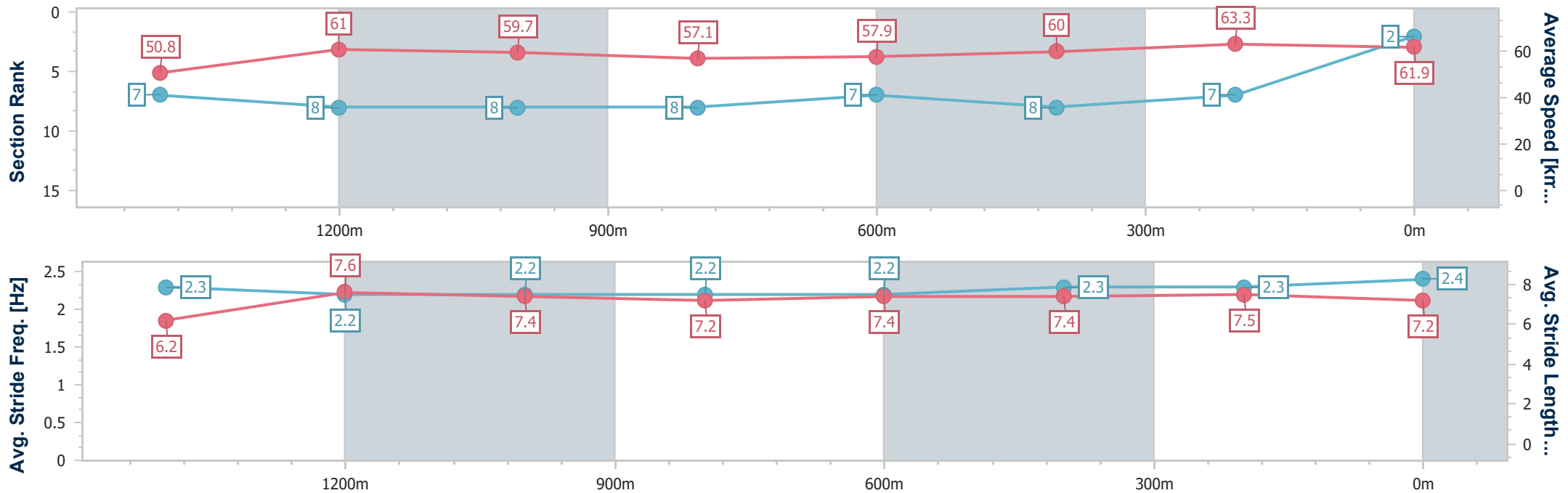
Race 7: SIRROMET Class 2 Plate - 1666m

10 April 2023 - 16:32



Track Rating: Soft 6, Weather: Fine, Rail Position: True

Section	Overall	1400m	1200m	1000m	800m	600m	400m	200m
Section Times	1:42.96 [2] (0:18.85)	1:24.11 [7] (0:11.82)	1:12.29 [8] (0:11.89)	1:00.40 [8] (0:12.59)	0:47.81 [8] (0:12.45)	0:35.36 [7] (0:12.15)	0:23.21 [8] (0:11.55)	0:11.66 [7] (0:11.66)
Average Speed [km/h]	50.8	61.0	59.7	57.1	57.9	60.0	63.3	61.9
Top Speed [km/h]	63.1	62.0	60.6	58.4	58.7	62.3	65.4	64.9
Avg. Dist. to Rail [m]	3.6	0.8	3.1	1.8	0.7	2.8	4.1	2.5
Avg. Stride Freq. [Hz]	2.3	2.2	2.2	2.2	2.2	2.3	2.3	2.4
Avg. Stride Length [m]	6.2	7.6	7.4	7.2	7.4	7.4	7.5	7.2



- [] Ranking at each section and finish
- .-.- No data available at this section
- NA No data available



Horse/Jockey Name	Fireflies
Final Rank	3
Fastest Section Time (Section)	0:11.61 (400m)
Top Speed [km/h] (Section)	63.9 (400m)
Race State	Finished



Ipswich QLD Professional

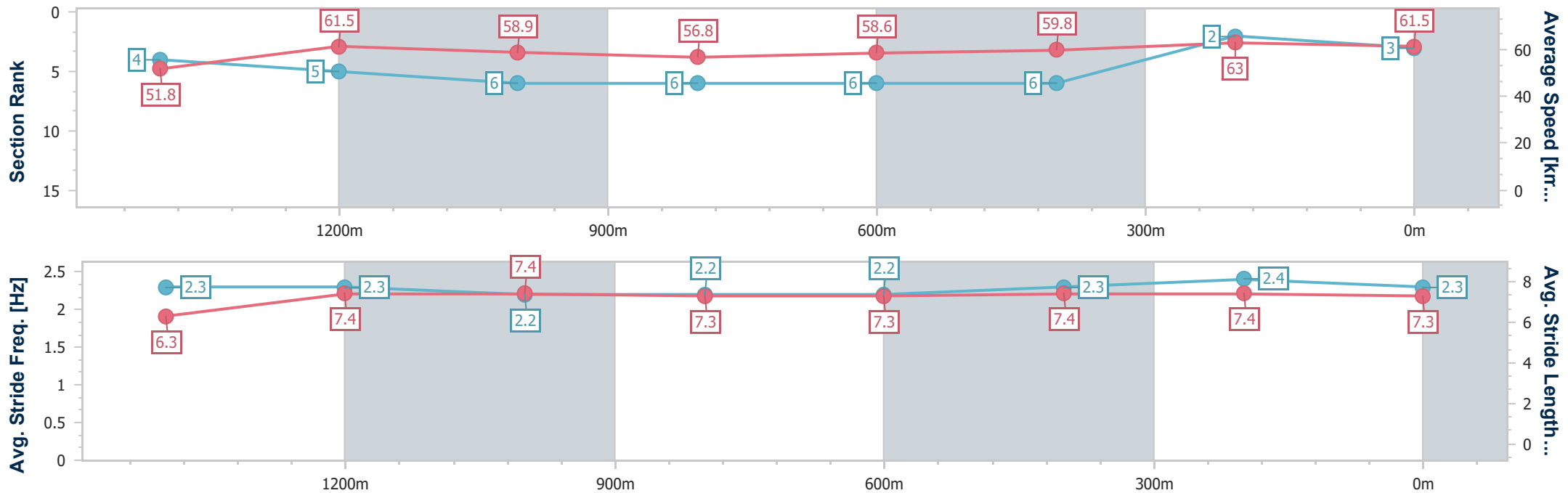
Race 7: SIRROMET Class 2 Plate - 1666m

10 April 2023 - 16:32



Track Rating: Soft 6, Weather: Fine, Rail Position: True

Section	Overall	1400m	1200m	1000m	800m	600m	400m	200m
Section Times	1:42.96 [3] (0:18.54)	1:24.42 [4] (0:11.73)	1:12.69 [5] (0:12.23)	1:00.46 [6] (0:12.67)	0:47.79 [6] (0:12.33)	0:35.46 [6] (0:12.14)	0:23.32 [6] (0:11.61)	0:11.71 [2] (0:11.71)
Average Speed [km/h]	51.8	61.5	58.9	56.8	58.6	59.8	63.0	61.5
Top Speed [km/h]	62.7	62.8	60.1	58.7	59.5	62.6	63.9	63.4
Avg. Dist. to Rail [m]	4.2	0.5	0.2	0.3	0.5	2.0	5.0	7.4
Avg. Stride Freq. [Hz]	2.3	2.3	2.2	2.2	2.2	2.3	2.4	2.3
Avg. Stride Length [m]	6.3	7.4	7.4	7.3	7.3	7.4	7.4	7.3



- [] Ranking at each section and finish
- .-.- No data available at this section
- NA No data available



Horse/Jockey Name	Patmos Island
Final Rank	4
Fastest Section Time (Section)	0:11.64 (1400m)
Top Speed [km/h] (Section)	63.5 (1400m)
Race State	Finished



Ipswich QLD Professional

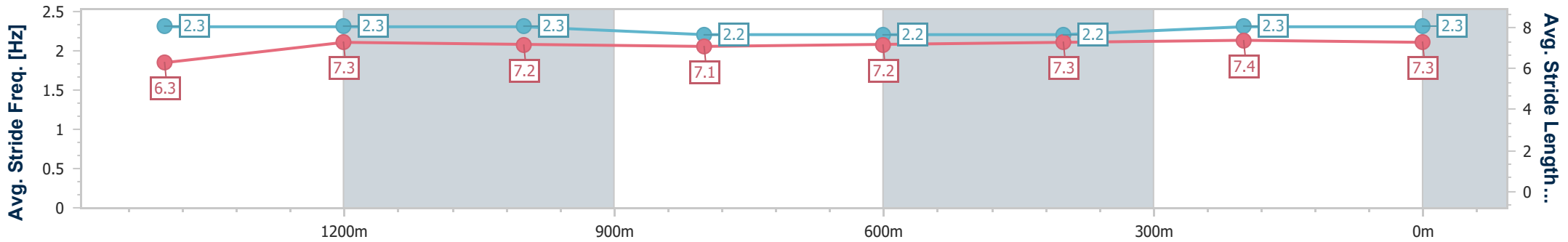
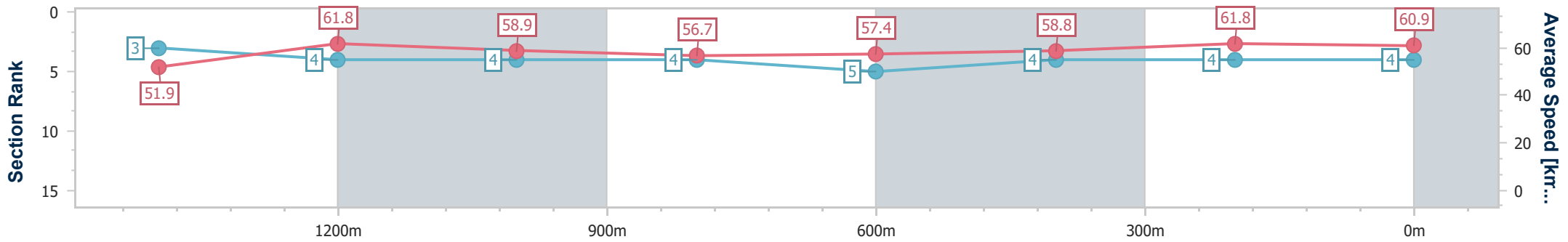
Race 7: SIRROMET Class 2 Plate - 1666m

10 April 2023 - 16:32



Track Rating: Soft 6, Weather: Fine, Rail Position: True

Section	Overall	1400m	1200m	1000m	800m	600m	400m	200m
Section Times	1:43.09 [4] (0:18.47)	1:24.62 [3] (0:11.64)	1:12.98 [4] (0:12.10)	1:00.88 [4] (0:12.63)	0:48.25 [4] (0:12.46)	0:35.79 [5] (0:12.23)	0:23.56 [4] (0:11.74)	0:11.82 [4] (0:11.82)
Average Speed [km/h]	51.9	61.8	58.9	56.7	57.4	58.8	61.8	60.9
Top Speed [km/h]	63.5	63.5	61.5	57.6	57.8	60.3	62.5	62.3
Avg. Dist. to Rail [m]	3.6	0.6	2.0	2.3	2.0	0.6	2.3	2.4
Avg. Stride Freq. [Hz]	2.3	2.3	2.3	2.2	2.2	2.2	2.3	2.3
Avg. Stride Length [m]	6.3	7.3	7.2	7.1	7.2	7.3	7.4	7.3



- [] Ranking at each section and finish
- .-.- No data available at this section
- NA No data available



Horse/Jockey Name	Jetfoil
Final Rank	5
Fastest Section Time (Section)	0:11.47 (1400m)
Top Speed [km/h] (Section)	64.0 (Overall)
Race State	Finished



Ipswich QLD Professional

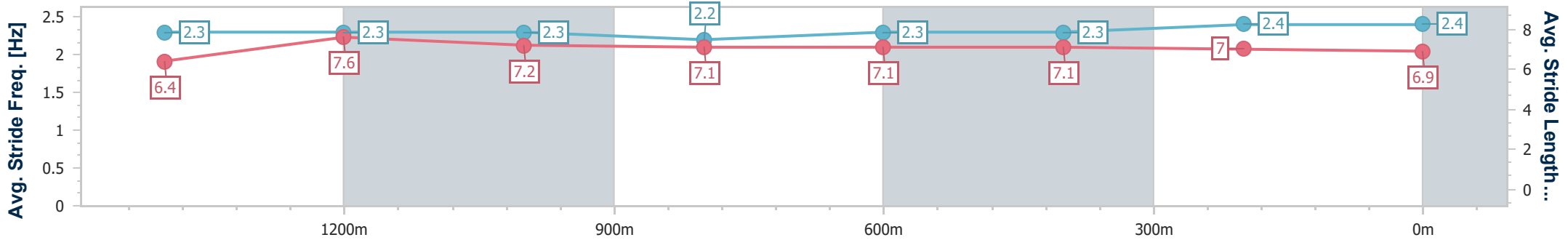
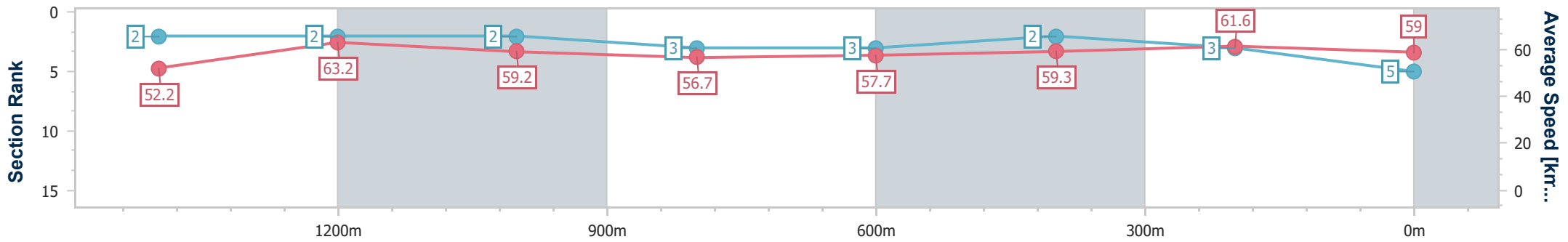
Race 7: SIRROMET Class 2 Plate - 1666m

10 April 2023 - 16:32



Track Rating: Soft 6, Weather: Fine, Rail Position: True

Section	Overall	1400m	1200m	1000m	800m	600m	400m	200m
Section Times	1:43.34 [5] (0:18.39)	1:24.95 [2] (0:11.47)	1:13.48 [2] (0:12.09)	1:01.39 [2] (0:12.67)	0:48.72 [3] (0:12.48)	0:36.24 [3] (0:12.21)	0:24.03 [2] (0:11.83)	0:12.20 [3] (0:12.20)
Average Speed [km/h]	52.2	63.2	59.2	56.7	57.7	59.3	61.6	59.0
Top Speed [km/h]	64.0	63.8	61.7	57.5	58.2	61.1	62.3	61.2
Avg. Dist. to Rail [m]	8.3	1.4	1.2	1.1	0.5	1.3	3.1	4.4
Avg. Stride Freq. [Hz]	2.3	2.3	2.3	2.2	2.3	2.3	2.4	2.4
Avg. Stride Length [m]	6.4	7.6	7.2	7.1	7.1	7.1	7.0	6.9



- [] Ranking at each section and finish
- .-.- No data available at this section
- NA No data available



Horse/Jockey Name	Distant Secret
Final Rank	6
Fastest Section Time (Section)	0:11.61 (400m)
Top Speed [km/h] (Section)	63.9 (400m)
Race State	Finished



Ipswich QLD Professional

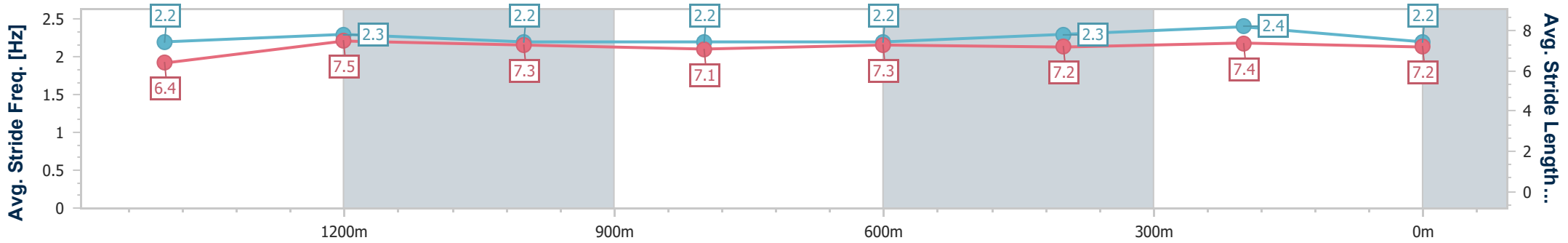
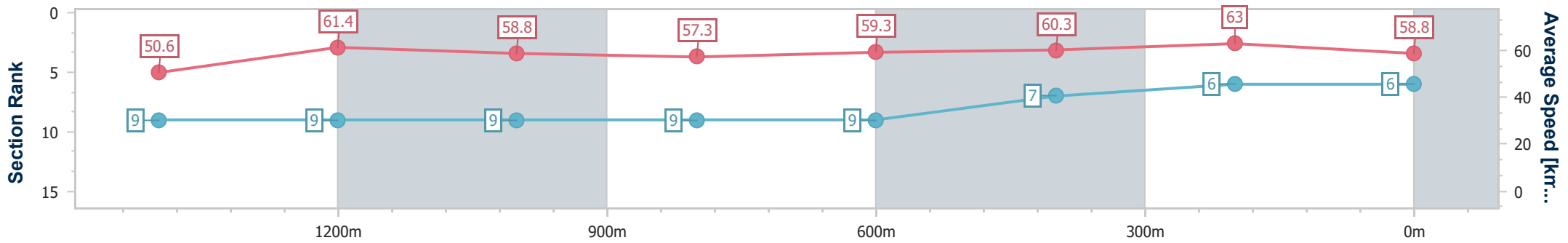
Race 7: SIRROMET Class 2 Plate - 1666m

10 April 2023 - 16:32



Track Rating: Soft 6, Weather: Fine, Rail Position: True

Section	Overall	1400m	1200m	1000m	800m	600m	400m	200m
Section Times	1:43.56 [6] (0:19.00)	1:24.56 [9] (0:11.75)	1:12.81 [9] (0:12.19)	1:00.62 [9] (0:12.57)	0:48.05 [9] (0:12.16)	0:35.89 [9] (0:12.03)	0:23.86 [7] (0:11.61)	0:12.25 [6] (0:12.25)
Average Speed [km/h]	50.6	61.4	58.8	57.3	59.3	60.3	63.0	58.8
Top Speed [km/h]	62.1	62.3	60.2	58.1	60.3	62.7	63.9	62.5
Avg. Dist. to Rail [m]	7.3	0.7	0.8	0.3	0.5	1.6	5.7	7.3
Avg. Stride Freq. [Hz]	2.2	2.3	2.2	2.2	2.2	2.3	2.4	2.2
Avg. Stride Length [m]	6.4	7.5	7.3	7.1	7.3	7.2	7.4	7.2



- [] Ranking at each section and finish
- .-.- No data available at this section
- NA No data available



Horse/Jockey Name	Easier Said
Final Rank	7
Fastest Section Time (Section)	0:11.49 (1400m)
Top Speed [km/h] (Section)	63.8 (Overall)
Race State	Finished



Ipswich QLD Professional

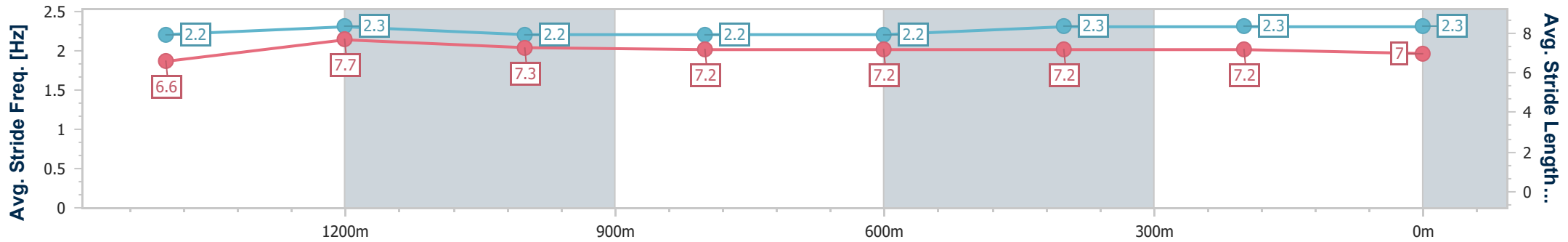
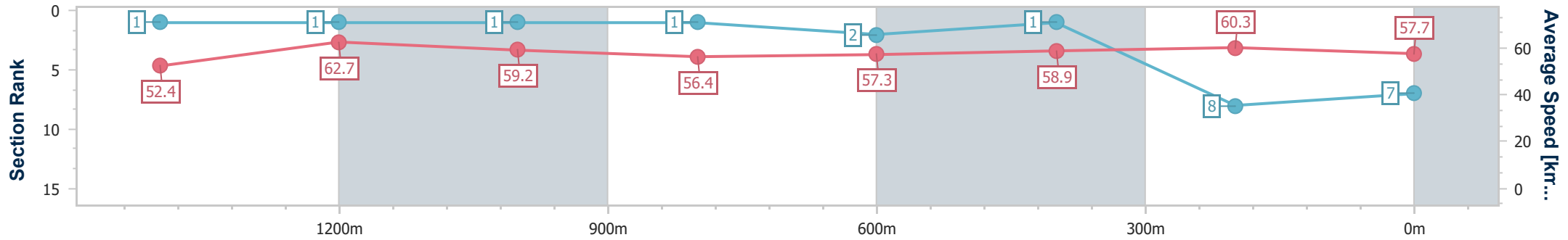
Race 7: SIRROMET Class 2 Plate - 1666m

10 April 2023 - 16:32



Track Rating: Soft 6, Weather: Fine, Rail Position: True

Section	Overall	1400m	1200m	1000m	800m	600m	400m	200m
Section Times	1:43.73 [7] (0:18.30)	1:25.43 [1] (0:11.49)	1:13.94 [1] (0:12.03)	1:01.91 [1] (0:12.68)	0:49.23 [1] (0:12.50)	0:36.73 [2] (0:12.24)	0:24.49 [1] (0:12.03)	0:12.46 [8] (0:12.46)
Average Speed [km/h]	52.4	62.7	59.2	56.4	57.3	58.9	60.3	57.7
Top Speed [km/h]	63.8	63.8	61.5	57.0	57.8	60.1	61.0	60.3
Avg. Dist. to Rail [m]	6.4	0.9	2.1	2.2	1.2	0.4	1.7	2.1
Avg. Stride Freq. [Hz]	2.2	2.3	2.2	2.2	2.2	2.3	2.3	2.3
Avg. Stride Length [m]	6.6	7.7	7.3	7.2	7.2	7.2	7.2	7.0



- [] Ranking at each section and finish
- .-.- No data available at this section
- NA No data available



Horse/Jockey Name	Dawn Colours
Final Rank	8
Fastest Section Time (Section)	0:11.55 (400m)
Top Speed [km/h] (Section)	66.3 (400m)
Race State	Finished



Ipswich QLD Professional

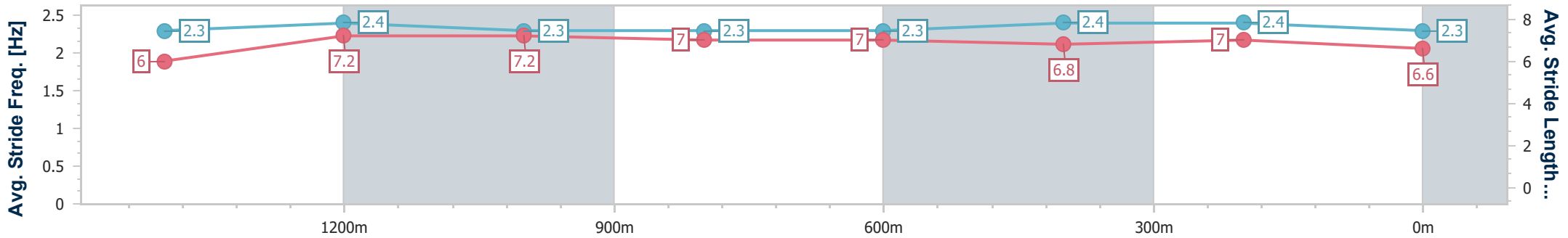
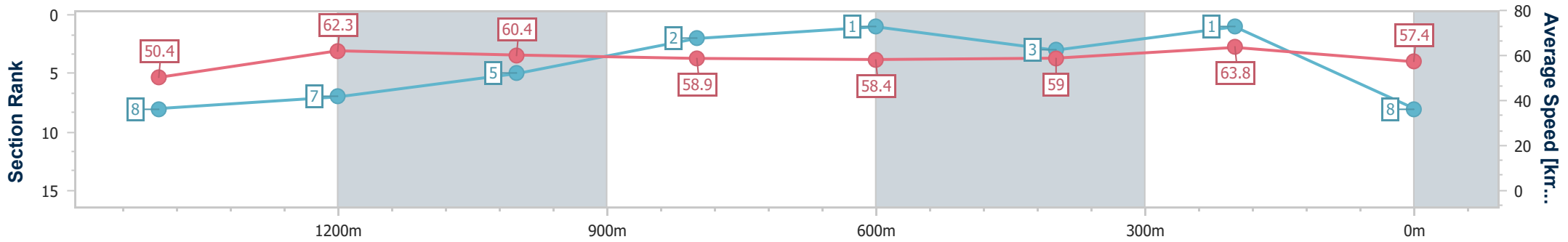
Race 7: SIRROMET Class 2 Plate - 1666m

10 April 2023 - 16:32



Track Rating: Soft 6, Weather: Fine, Rail Position: True

Section	Overall	1400m	1200m	1000m	800m	600m	400m	200m
Section Times	1:43.91 [8] (0:19.06)	1:24.85 [8] (0:11.63)	1:13.22 [7] (0:11.94)	1:01.28 [5] (0:12.25)	0:49.03 [2] (0:12.44)	0:36.59 [1] (0:12.47)	0:24.12 [3] (0:11.55)	0:12.57 [1] (0:12.57)
Average Speed [km/h]	50.4	62.3	60.4	58.9	58.4	59.0	63.8	57.4
Top Speed [km/h]	62.4	64.3	62.5	59.8	60.3	63.8	66.3	61.8
Avg. Dist. to Rail [m]	7.6	1.6	0.5	0.9	2.8	4.6	7.4	11.2
Avg. Stride Freq. [Hz]	2.3	2.4	2.3	2.3	2.3	2.4	2.4	2.3
Avg. Stride Length [m]	6.0	7.2	7.2	7.0	7.0	6.8	7.0	6.6



- [] Ranking at each section and finish
- .-.- No data available at this section
- NA No data available



Horse/Jockey Name	Flying Euros
Final Rank	9
Fastest Section Time (Section)	0:11.66 (1400m)
Top Speed [km/h] (Section)	63.2 (1400m)
Race State	Finished



Ipswich QLD Professional

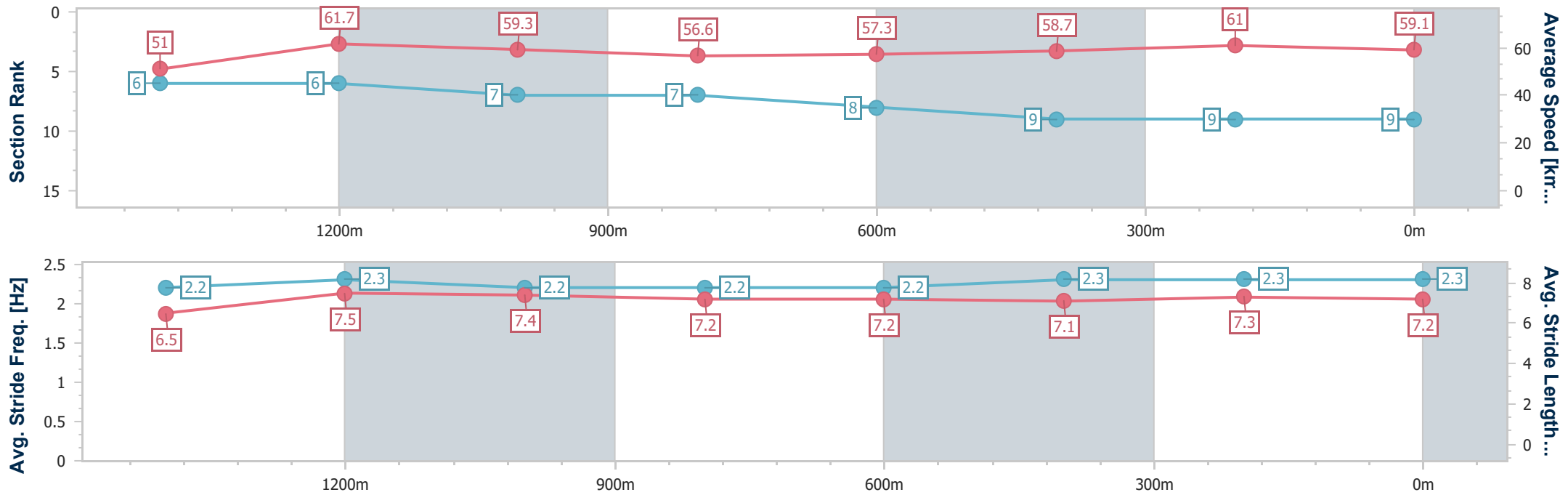
Race 7: SIRROMET Class 2 Plate - 1666m

10 April 2023 - 16:32



Track Rating: Soft 6, Weather: Fine, Rail Position: True

Section	Overall	1400m	1200m	1000m	800m	600m	400m	200m
Section Times	1:43.96 [9] (0:18.79)	1:25.17 [6] (0:11.66)	1:13.51 [6] (0:12.00)	1:01.51 [7] (0:12.65)	0:48.86 [7] (0:12.50)	0:36.36 [8] (0:12.28)	0:24.08 [9] (0:11.87)	0:12.21 [9] (0:12.21)
Average Speed [km/h]	51.0	61.7	59.3	56.6	57.3	58.7	61.0	59.1
Top Speed [km/h]	62.6	63.2	60.5	58.1	58.1	60.1	61.6	60.8
Avg. Dist. to Rail [m]	2.4	0.7	2.5	2.2	1.1	0.2	2.4	4.3
Avg. Stride Freq. [Hz]	2.2	2.3	2.2	2.2	2.2	2.3	2.3	2.3
Avg. Stride Length [m]	6.5	7.5	7.4	7.2	7.2	7.1	7.3	7.2



- [] Ranking at each section and finish
- .-.- No data available at this section
- NA No data available