



Eagle Farm QLD Professional

Race 5: INSPIRED BUILT No Metro Wins Handicap - 1400m

15 April 2023 - 14:03



BRISBANE
RACING CLUB

Track Rating: Good 4, Weather: Fine, Rail Position: +3m Entire Course

Section							Overall	1200m	1000m	800m	600m	400m	Last 600m
Field Times							1:23.60 (0:13.77)	1:09.83 (0:11.04)	0:58.79 (0:11.56)	0:47.23 (0:11.85)	0:35.38 (0:11.54)	0:23.84 (0:11.60)	0:35.38
Rank	TAB	Horse/Jockey	Barrier	Top Speed [km/h]	Fastest Section								Distance Travelled [m]
1	12	NATIONAL CHOICE Mark Du Plessis	2	66.0 Overall	0:11.24 1200m	1:23.60 [1] (0:13.84)	1:09.76 [4] (0:11.24)	0:58.52 [4] (0:11.68)	0:46.84 [4] (0:11.84)	0:35.00 [4] (0:11.48)	0:23.52 [2] (0:11.36)	0:35.00	
2	4	THE DROVER Nikita Beriman	10	65.5 1200m	0:11.27 1200m	1:23.85 [2] (0:13.86)	1:09.99 [5] (0:11.27)	0:58.72 [5] (0:11.62)	0:47.10 [3] (0:11.81)	0:35.29 [3] (0:11.60)	0:23.69 [4] (0:11.41)	0:35.29	+4
3	21	AMICUS CURIAE Kyle Wilson-Taylor	3	66.4 1200m	0:11.20 1200m	1:23.98 [3] (0:14.15)	1:09.83 [7] (0:11.20)	0:58.63 [6] (0:11.78)	0:46.85 [7] (0:11.81)	0:35.04 [7] (0:11.49)	0:23.55 [7] (0:11.34)	0:35.04	+0
4	19	SABALENKA Damien Thornton	16	67.7 400m	0:11.01 400m	1:23.98 [4] (0:14.59)	1:09.39 [10] (0:11.33)	0:58.06 [10] (0:11.77)	0:46.29 [10] (0:11.79)	0:34.50 [10] (0:11.37)	0:23.13 [10] (0:11.01)	0:34.50	+3
5	13	NISHIKORI Jaden Lloyd	5	65.2 1200m	0:11.28 1200m	1:24.11 [5] (0:14.10)	1:10.01 [6] (0:11.28)	0:58.73 [7] (0:11.65)	0:47.08 [6] (0:11.75)	0:35.33 [6] (0:11.48)	0:23.85 [6] (0:11.50)	0:35.33	+0
6	6	GOOD CHAT Jim Byrne	11	67.0 1200m	0:11.02 1200m	1:24.11 [6] (0:13.79)	1:10.32 [2] (0:11.02)	0:59.30 [1] (0:11.56)	0:47.74 [1] (0:11.85)	0:35.89 [1] (0:11.54)	0:24.35 [1] (0:11.60)	0:35.89	-2
7	18	FIRE KING Samantha Collett	9	66.5 1200m	0:11.17 1200m	1:24.23 [7] (0:14.44)	1:09.79 [9] (0:11.17)	0:58.62 [8] (0:11.60)	0:47.02 [8] (0:11.80)	0:35.22 [8] (0:11.53)	0:23.69 [9] (0:11.40)	0:35.22	+1
8	9	BANDIT Rikki Jamieson	6	66.1 Overall	0:11.24 1200m	1:24.36 [8] (0:13.77)	1:10.59 [1] (0:11.24)	0:59.35 [3] (0:11.83)	0:47.52 [5] (0:11.79)	0:35.73 [5] (0:11.62)	0:24.11 [5] (0:11.66)	0:35.73	+3
9	2	COMMAND KING Larry Cassidy	15	66.1 1200m	0:11.21 1200m	1:24.52 [9] (0:14.41)	1:10.11 [8] (0:11.21)	0:58.90 [9] (0:11.66)	0:47.24 [9] (0:11.75)	0:35.49 [9] (0:11.50)	0:23.99 [8] (0:11.48)	0:35.49	+1
10	7	WHY WE DRINK Michael Cahill	21	65.6 1200m	0:11.33 600m	1:24.58 [10] (0:14.81)	1:09.77 [11] (0:11.35)	0:58.42 [11] (0:11.69)	0:46.73 [11] (0:11.68)	0:35.05 [11] (0:11.33)	0:23.72 [11] (0:11.36)	0:35.05	+5

Scratched: Magic Charlee (#1), Motomiss (#3), Valley Of Dreams (#5), Anythink Goes (#8), Gwan So (#10), Jakkalberry Finn (#11), Smytzer (#14), Boho Beauty (#15), Ravaged Award (#16), I Am Azzurro (#17),



Eagle Farm QLD Professional

Race 5: INSPIRED BUILT No Metro Wins Handicap - 1400m

15 April 2023 - 14:03



BRISBANE
RACING CLUB

Track Rating: Good 4, Weather: Fine, Rail Position: +3m Entire Course

Section	Overall	1200m	1000m	800m	600m	400m	Last 600m
Field Times	1:23.60 (0:13.77)	1:09.83 (0:11.04)	0:58.79 (0:11.56)	0:47.23 (0:11.85)	0:35.38 (0:11.54)	0:23.84 (0:11.60)	0:35.38

Rank	TAB	Horse/Jockey	Barrier	Top Speed [km/h]	Fastest Section	Overall	1200m	1000m	800m	600m	400m	Last 600m	Distance Travelled [m]
11	20	STARTER	14	66.4	0:11.06	1:25.53 [11]	1:11.71 [3]	1:00.65 [2]	0:48.96 [2]	0:37.14 [2]	0:25.44 [3]	0:37.14	+2
		Sean Cormack		1200m	1200m	(0:13.82)	(0:11.06)	(0:11.69)	(0:11.82)	(0:11.70)	(0:12.00)		

Scratched: Magic Charlee (#1), Motomiss (#3), Valley Of Dreams (#5), Anythink Goes (#8), Gwan So (#10), Jakkalberry Finn (#11), Smytzer (#14), Boho Beauty (#15), Ravaged Award (#16), I Am Azzurro (#17),

[] Ranking at each section and finish
 -:-:- No data available at this section
 NA No data available

SCN Saddle cloth number
 DNF Did not finish
 DNT Did not track



Eagle Farm QLD Professional

Race 5: INSPIRED BUILT No Metro Wins Handicap - 1400m

15 April 2023 - 14:03



BRISBANE
RACING CLUB

Track Rating: Good 4, Weather: Fine, Rail Position: +3m Entire Course

Section								Last 600m	
Field Times								0:35.38	
Rank	TAB	Horse/Jockey	Barrier	Top Speed [km/h]	Fastest Section	Margin			
1	12	NATIONAL CHOICE Mark Du Plessis	2	66.0 Overall	0:11.24 1200m	0:12.16 [2] (0:12.16)	1:23.60	0:35.00	
2	4	THE DROVER Nikita Beriman	10	65.5 1200m	0:11.27 1200m	0:12.28 [3] (0:12.28)	1.46L	0:35.29 +4	
3	21	AMICUS CURIAE Kyle Wilson-Taylor	3	66.4 1200m	0:11.20 1200m	0:12.21 [5] (0:12.21)	2.22L	0:35.04 +0	
4	19	SABALENKA Damien Thornton	16	67.7 400m	0:11.01 400m	0:12.12 [6] (0:12.12)	2.23L	0:34.50 +3	
5	13	NISHIKORI Jaden Lloyd	5	65.2 1200m	0:11.28 1200m	0:12.35 [4] (0:12.35)	2.99L	0:35.33 +0	
6	6	GOOD CHAT Jim Byrne	11	67.0 1200m	0:11.02 1200m	0:12.75 [1] (0:12.75)	3.02L	0:35.89 -2	
7	18	FIRE KING Samantha Collett	9	66.5 1200m	0:11.17 1200m	0:12.29 [8] (0:12.29)	3.72L	0:35.22 +1	
8	9	BANDIT Rikki Jamieson	6	66.1 Overall	0:11.24 1200m	0:12.45 [7] (0:12.45)	4.49L	0:35.73 +3	
9	2	COMMAND KING Larry Cassidy	15	66.1 1200m	0:11.21 1200m	0:12.51 [9] (0:12.51)	5.42L	0:35.49 +1	
10	7	WHY WE DRINK Michael Cahill	21	65.6 1200m	0:11.33 600m	0:12.36 [11] (0:12.36)	5.78L	0:35.05 +5	

Scratched: Magic Charlee (#1), Motomiss (#3), Valley Of Dreams (#5), Anythink Goes (#8), Gwan So (#10), Jakkalberry Finn (#11), Smytzer (#14), Boho Beauty (#15), Ravaged Award (#16), I Am Azzurro (#17),

[] Ranking at each section and finish
-:--:- No data available at this section
NA No data available

SCN Saddle cloth number
DNF Did not finish
DNT Did not track



Eagle Farm QLD Professional

Race 5: INSPIRED BUILT No Metro Wins Handicap - 1400m

15 April 2023 - 14:03



BRISBANE
RACING CLUB

Track Rating: Good 4, Weather: Fine, Rail Position: +3m Entire Course

Section		200m		Last 600m		
Field Times		0:12.24 (0:12.24)		0:35.38		
Rank	TAB Horse/Jockey	Barrier	Top Speed [km/h]	Fastest Section	Margin	Distance Travelled [m]
11	20 STARTER	14	66.4	0:11.06	0:13.44 [10]	11.37L
	Sean Cormack		1200m	1200m	(0:13.44)	
						0:37.14 +2

Scratched: Magic Charlee (#1), Motomiss (#3), Valley Of Dreams (#5), Anythink Goes (#8), Gwan So (#10), Jakkalberry Finn (#11), Smytzer (#14), Boho Beauty (#15), Ravaged Award (#16), I Am Azzurro (#17),

[] Ranking at each section and finish
 -:-:- No data available at this section
 NA No data available

SCN Saddle cloth number
 DNF Did not finish
 DNT Did not track



Horse/Jockey Name	National Choice
Final Rank	1
Fastest Section Time (Section)	0:11.24 (1200m)
Top Speed [km/h] (Section)	66.0 (Overall)
Race State	Finished



Eagle Farm QLD Professional

Race 5: INSPIRED BUILT No Metro Wins Handicap - 1400m

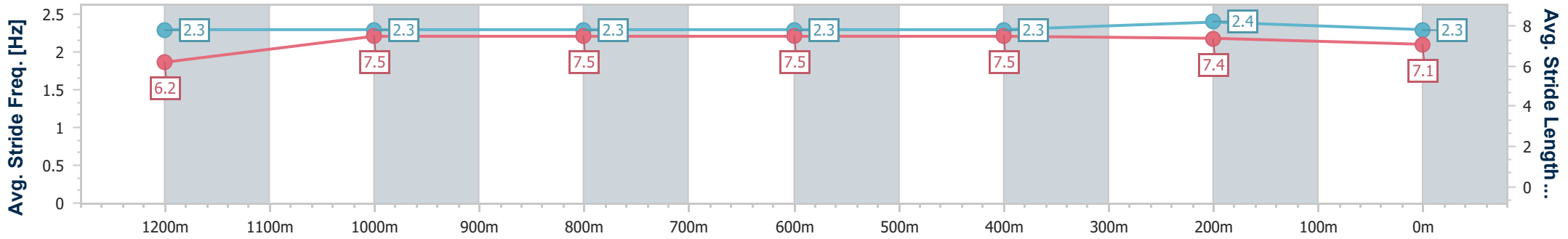
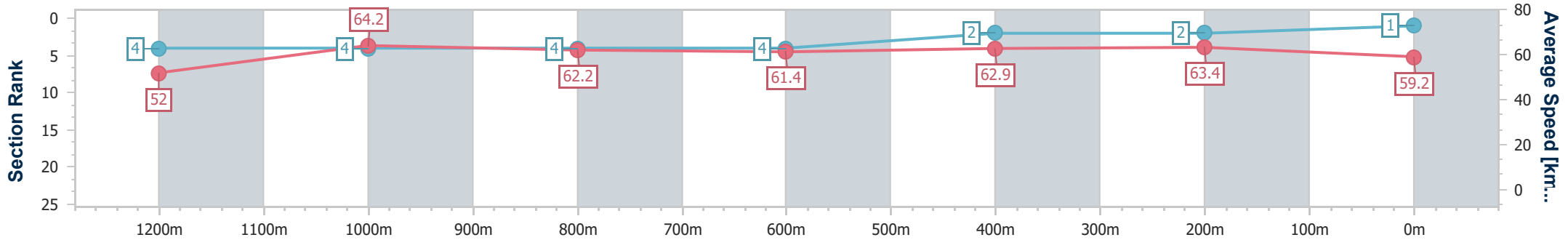
15 April 2023 - 14:03

Track Rating: Good 4, Weather: Fine, Rail Position: +3m Entire Course



BRISBANE RACING CLUB

Section	Overall	1200m	1000m	800m	600m	400m	200m
Section Times	1:23.60 [1] (0:13.84)	1:09.76 [4] (0:11.24)	0:58.52 [4] (0:11.68)	0:46.84 [4] (0:11.84)	0:35.00 [4] (0:11.48)	0:23.52 [2] (0:11.36)	0:12.16 [2] (0:12.16)
Average Speed [km/h]	52.0	64.2	62.2	61.4	62.9	63.4	59.2
Top Speed [km/h]	66.0	65.7	62.7	62.8	64.2	65.0	61.6
Avg. Dist. to Rail [m]	1.7	1.2	1.4	2.3	0.4	0.3	0.7
Avg. Stride Freq. [Hz]	2.3	2.3	2.3	2.3	2.3	2.4	2.3
Avg. Stride Length [m]	6.2	7.5	7.5	7.5	7.5	7.4	7.1



- [] Ranking at each section and finish
- .-.- No data available at this section
- NA No data available



Horse/Jockey Name	The Drover
Final Rank	2
Fastest Section Time (Section)	0:11.27 (1200m)
Top Speed [km/h] (Section)	65.5 (1200m)
Race State	Finished



Eagle Farm QLD Professional

Race 5: INSPIRED BUILT No Metro Wins Handicap - 1400m

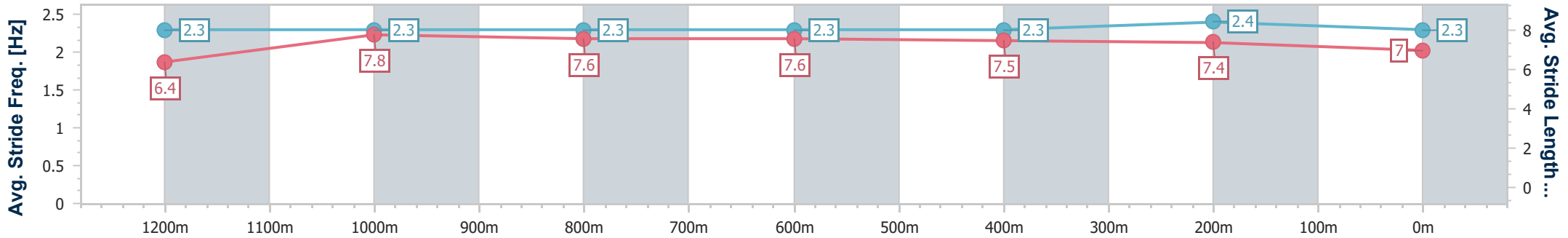
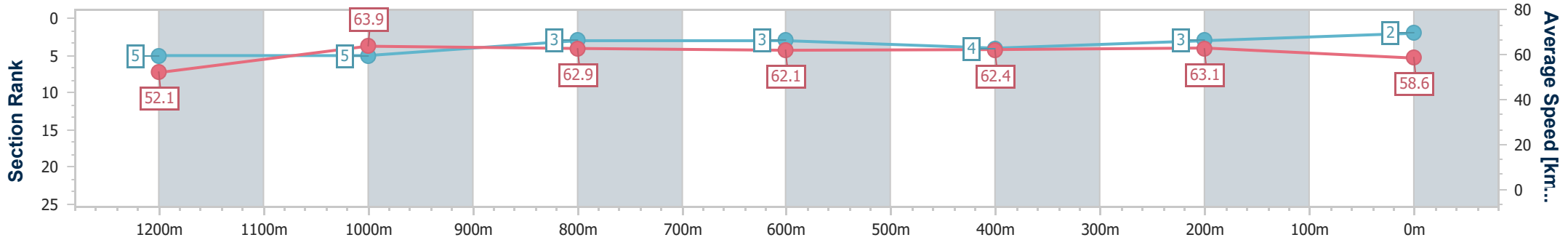
15 April 2023 - 14:03

Track Rating: Good 4, Weather: Fine, Rail Position: +3m Entire Course



BRISBANE RACING CLUB

Section	Overall	1200m	1000m	800m	600m	400m	200m
Section Times	1:23.85 [2] (0:13.86)	1:09.99 [5] (0:11.27)	0:58.72 [5] (0:11.62)	0:47.10 [3] (0:11.81)	0:35.29 [3] (0:11.60)	0:23.69 [4] (0:11.41)	0:12.28 [3] (0:12.28)
Average Speed [km/h]	52.1	63.9	62.9	62.1	62.4	63.1	58.6
Top Speed [km/h]	65.1	65.5	63.5	63.3	63.4	64.5	61.8
Avg. Dist. to Rail [m]	4.5	2.7	2.8	3.9	1.2	1.9	2.7
Avg. Stride Freq. [Hz]	2.3	2.3	2.3	2.3	2.3	2.4	2.3
Avg. Stride Length [m]	6.4	7.8	7.6	7.6	7.5	7.4	7.0



- [] Ranking at each section and finish
- .-.- No data available at this section
- NA No data available



Horse/Jockey Name	Amicus Curiae
Final Rank	3
Fastest Section Time (Section)	0:11.20 (1200m)
Top Speed [km/h] (Section)	66.4 (1200m)
Race State	Finished



Eagle Farm QLD Professional

Race 5: INSPIRED BUILT No Metro Wins Handicap - 1400m

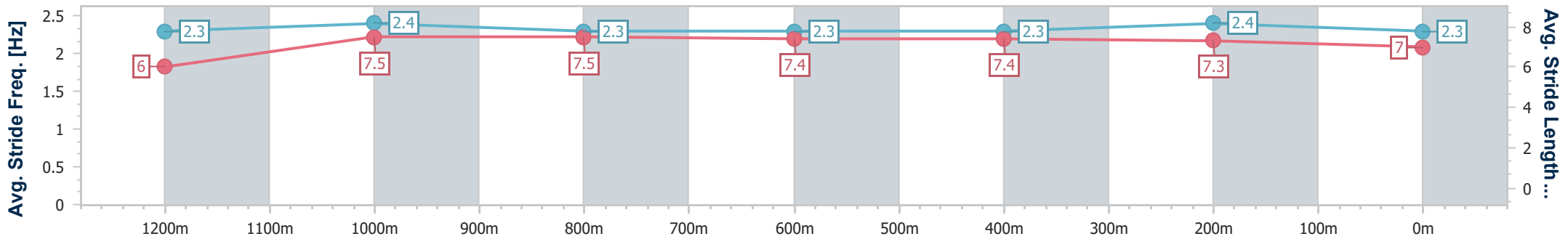
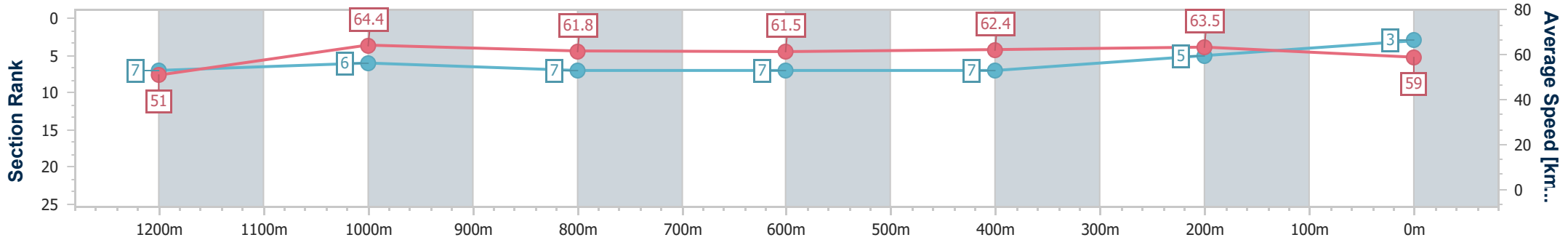
15 April 2023 - 14:03

Track Rating: Good 4, Weather: Fine, Rail Position: +3m Entire Course



BRISBANE RACING CLUB

Section	Overall	1200m	1000m	800m	600m	400m	200m
Section Times	1:23.98 [3] (0:14.15)	1:09.83 [7] (0:11.20)	0:58.63 [6] (0:11.78)	0:46.85 [7] (0:11.81)	0:35.04 [7] (0:11.49)	0:23.55 [7] (0:11.34)	0:12.21 [5] (0:12.21)
Average Speed [km/h]	51.0	64.4	61.8	61.5	62.4	63.5	59.0
Top Speed [km/h]	64.2	66.4	62.9	62.1	63.8	65.1	61.7
Avg. Dist. to Rail [m]	2.0	1.6	2.4	1.7	1.3	1.4	1.8
Avg. Stride Freq. [Hz]	2.3	2.4	2.3	2.3	2.3	2.4	2.3
Avg. Stride Length [m]	6.0	7.5	7.5	7.4	7.4	7.3	7.0



- [] Ranking at each section and finish
- .-.- No data available at this section
- NA No data available



Horse/Jockey Name	Sabalenka
Final Rank	4
Fastest Section Time (Section)	0:11.01 (400m)
Top Speed [km/h] (Section)	67.7 (400m)
Race State	Finished



Eagle Farm QLD Professional

Race 5: INSPIRED BUILT No Metro Wins Handicap - 1400m

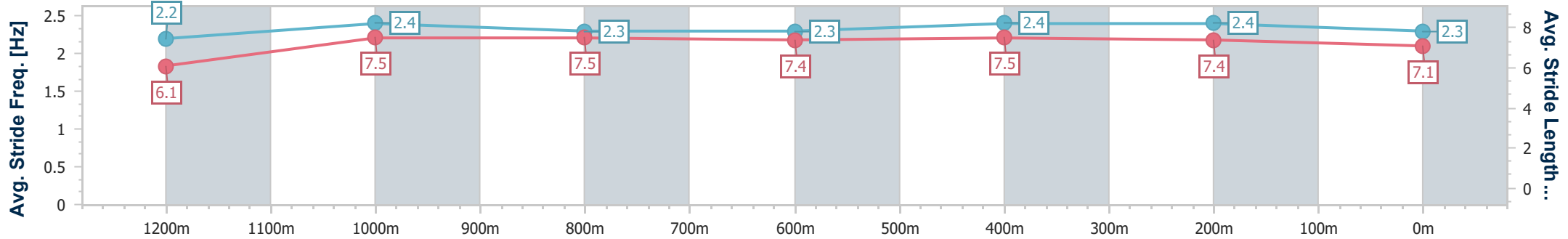
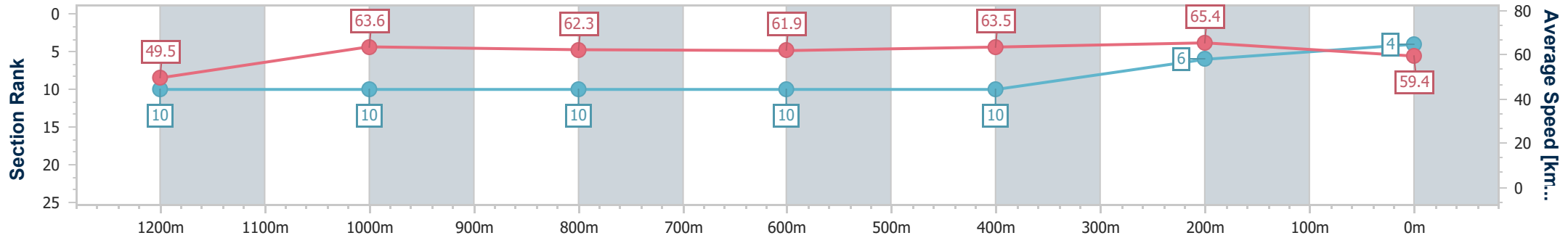
15 April 2023 - 14:03

Track Rating: Good 4, Weather: Fine, Rail Position: +3m Entire Course



BRISBANE RACING CLUB

Section	Overall	1200m	1000m	800m	600m	400m	200m
Section Times	1:23.98 [4] (0:14.59)	1:09.39 [10] (0:11.33)	0:58.06 [10] (0:11.77)	0:46.29 [10] (0:11.79)	0:34.50 [10] (0:11.37)	0:23.13 [10] (0:11.01)	0:12.12 [6] (0:12.12)
Average Speed [km/h]	49.5	63.6	62.3	61.9	63.5	65.4	59.4
Top Speed [km/h]	61.7	65.0	62.9	63.2	66.5	67.7	62.7
Avg. Dist. to Rail [m]	7.9	2.9	3.3	3.1	0.5	3.7	5.8
Avg. Stride Freq. [Hz]	2.2	2.4	2.3	2.3	2.4	2.4	2.3
Avg. Stride Length [m]	6.1	7.5	7.5	7.4	7.5	7.4	7.1



- [] Ranking at each section and finish
- .-.- No data available at this section
- NA No data available



Horse/Jockey Name	Nishikori
Final Rank	5
Fastest Section Time (Section)	0:11.28 (1200m)
Top Speed [km/h] (Section)	65.2 (1200m)
Race State	Finished



Eagle Farm QLD Professional

Race 5: INSPIRED BUILT No Metro Wins Handicap - 1400m

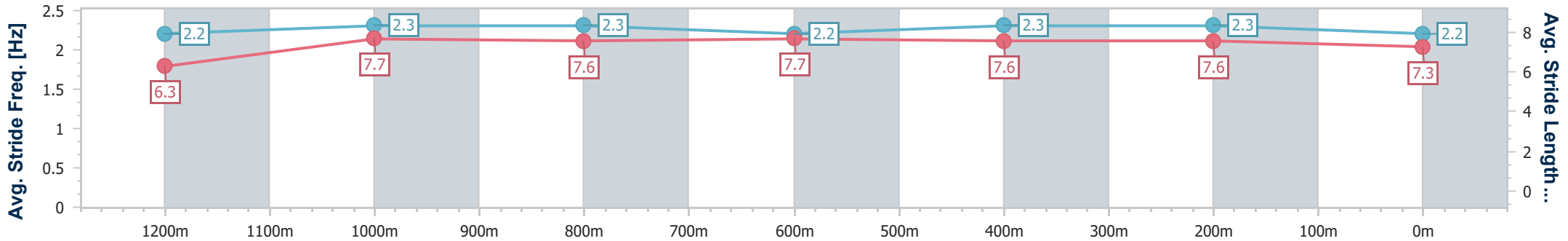
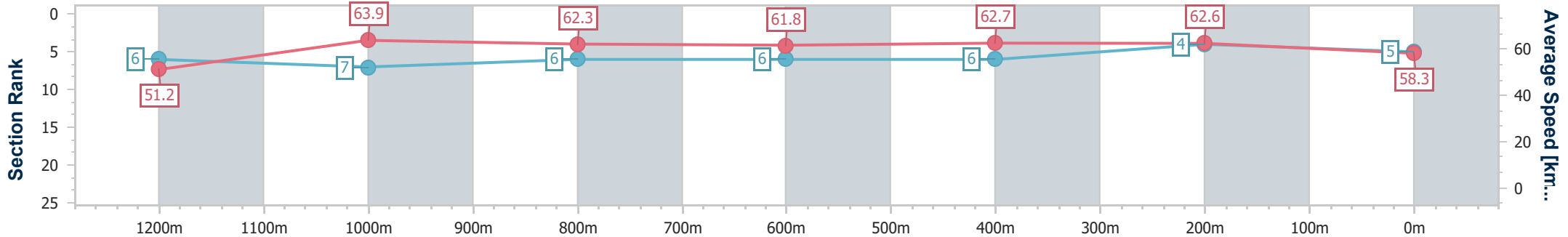
15 April 2023 - 14:03

Track Rating: Good 4, Weather: Fine, Rail Position: +3m Entire Course



BRISBANE RACING CLUB

Section	Overall	1200m	1000m	800m	600m	400m	200m
Section Times	1:24.11 [5] (0:14.10)	1:10.01 [6] (0:11.28)	0:58.73 [7] (0:11.65)	0:47.08 [6] (0:11.75)	0:35.33 [6] (0:11.48)	0:23.85 [6] (0:11.50)	0:12.35 [4] (0:12.35)
Average Speed [km/h]	51.2	63.9	62.3	61.8	62.7	62.6	58.3
Top Speed [km/h]	63.6	65.2	63.3	62.3	63.9	64.0	61.1
Avg. Dist. to Rail [m]	2.6	2.6	1.8	1.5	0.3	2.9	3.7
Avg. Stride Freq. [Hz]	2.2	2.3	2.3	2.2	2.3	2.3	2.2
Avg. Stride Length [m]	6.3	7.7	7.6	7.7	7.6	7.6	7.3



- [] Ranking at each section and finish
- .-.- No data available at this section
- NA No data available



Horse/Jockey Name	Good Chat
Final Rank	6
Fastest Section Time (Section)	0:11.02 (1200m)
Top Speed [km/h] (Section)	67.0 (1200m)
Race State	Finished



Eagle Farm QLD Professional

Race 5: INSPIRED BUILT No Metro Wins Handicap - 1400m

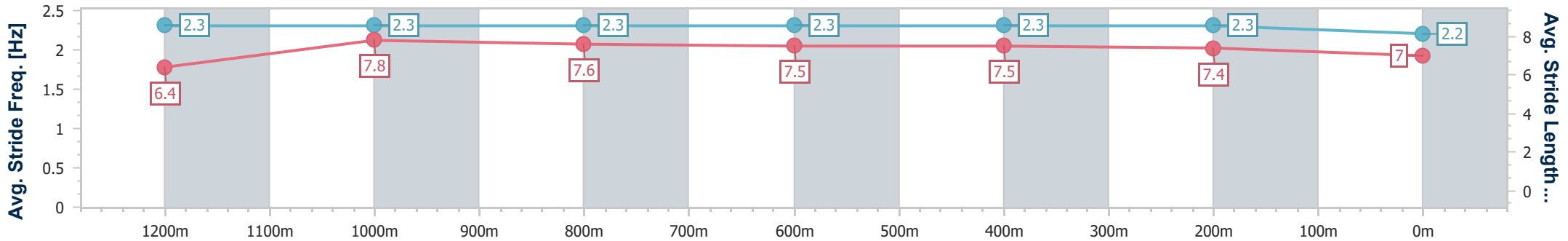
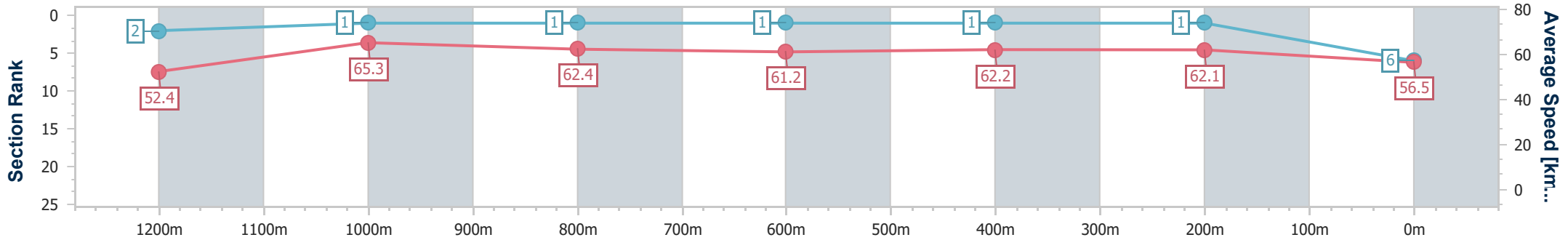
15 April 2023 - 14:03

Track Rating: Good 4, Weather: Fine, Rail Position: +3m Entire Course



BRISBANE RACING CLUB

Section	Overall	1200m	1000m	800m	600m	400m	200m
Section Times	1:24.11 [6] (0:13.79)	1:10.32 [2] (0:11.02)	0:59.30 [1] (0:11.56)	0:47.74 [1] (0:11.85)	0:35.89 [1] (0:11.54)	0:24.35 [1] (0:11.60)	0:12.75 [1] (0:12.75)
Average Speed [km/h]	52.4	65.3	62.4	61.2	62.2	62.1	56.5
Top Speed [km/h]	66.7	67.0	63.9	61.7	63.4	63.4	60.5
Avg. Dist. to Rail [m]	5.4	1.7	0.7	1.2	0.6	1.6	0.9
Avg. Stride Freq. [Hz]	2.3	2.3	2.3	2.3	2.3	2.3	2.2
Avg. Stride Length [m]	6.4	7.8	7.6	7.5	7.5	7.4	7.0



- [] Ranking at each section and finish
- .-.- No data available at this section
- NA No data available



Horse/Jockey Name	Fire King
Final Rank	7
Fastest Section Time (Section)	0:11.17 (1200m)
Top Speed [km/h] (Section)	66.5 (1200m)
Race State	Finished



Eagle Farm QLD Professional

Race 5: INSPIRED BUILT No Metro Wins Handicap - 1400m

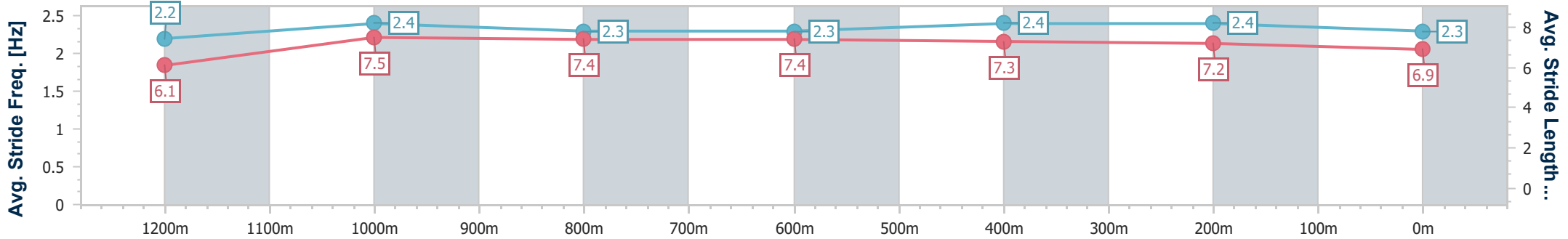
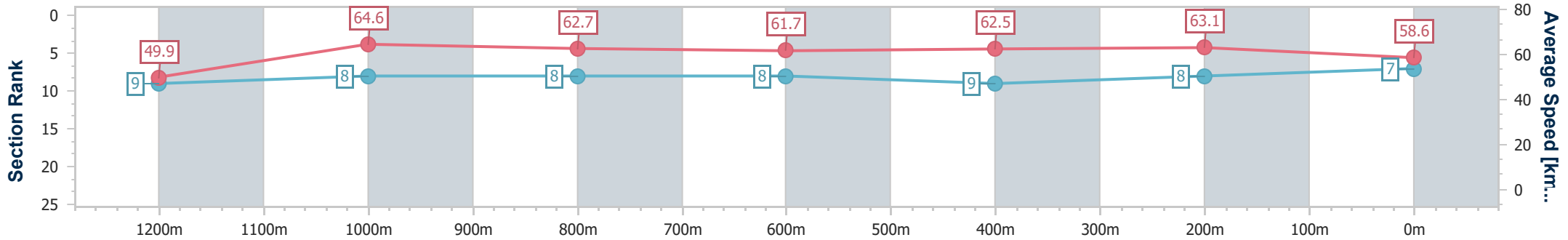
15 April 2023 - 14:03

Track Rating: Good 4, Weather: Fine, Rail Position: +3m Entire Course



BRISBANE RACING CLUB

Section	Overall	1200m	1000m	800m	600m	400m	200m
Section Times	1:24.23 [7] (0:14.44)	1:09.79 [9] (0:11.17)	0:58.62 [8] (0:11.60)	0:47.02 [8] (0:11.80)	0:35.22 [8] (0:11.53)	0:23.69 [9] (0:11.40)	0:12.29 [8] (0:12.29)
Average Speed [km/h]	49.9	64.6	62.7	61.7	62.5	63.1	58.6
Top Speed [km/h]	63.3	66.5	64.0	62.2	64.1	64.8	61.2
Avg. Dist. to Rail [m]	3.8	2.0	2.0	2.4	0.6	0.2	1.6
Avg. Stride Freq. [Hz]	2.2	2.4	2.3	2.3	2.4	2.4	2.3
Avg. Stride Length [m]	6.1	7.5	7.4	7.4	7.3	7.2	6.9



- [] Ranking at each section and finish
- .-.- No data available at this section
- NA No data available



Horse/Jockey Name	Bandit
Final Rank	8
Fastest Section Time (Section)	0:11.24 (1200m)
Top Speed [km/h] (Section)	66.1 (Overall)
Race State	Finished



Eagle Farm QLD Professional

Race 5: INSPIRED BUILT No Metro Wins Handicap - 1400m

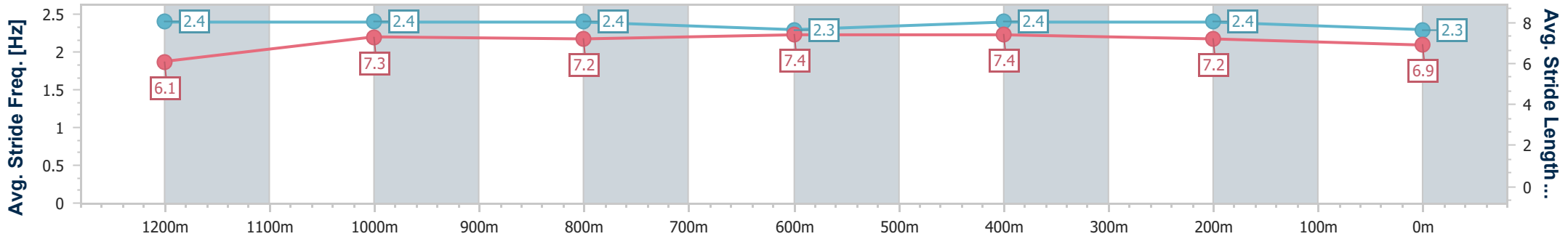
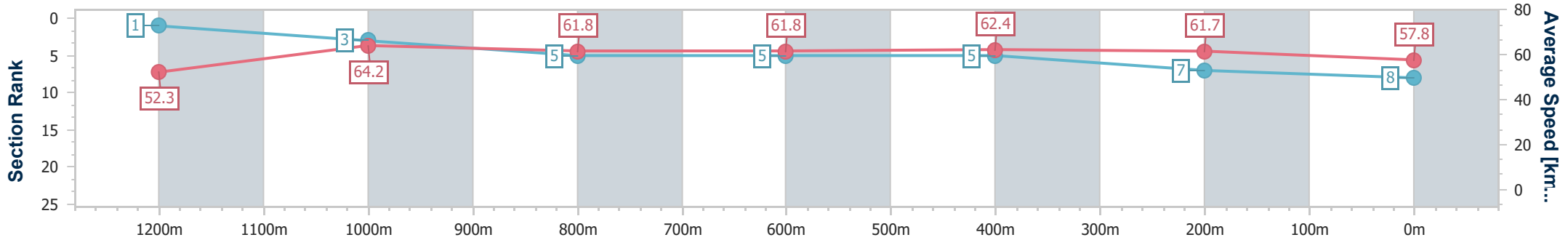
15 April 2023 - 14:03

Track Rating: Good 4, Weather: Fine, Rail Position: +3m Entire Course



BRISBANE RACING CLUB

Section	Overall	1200m	1000m	800m	600m	400m	200m
Section Times	1:24.36 [8] (0:13.77)	1:10.59 [1] (0:11.24)	0:59.35 [3] (0:11.83)	0:47.52 [5] (0:11.79)	0:35.73 [5] (0:11.62)	0:24.11 [5] (0:11.66)	0:12.45 [7] (0:12.45)
Average Speed [km/h]	52.3	64.2	61.8	61.8	62.4	61.7	57.8
Top Speed [km/h]	66.1	66.1	63.3	62.7	64.4	62.6	60.9
Avg. Dist. to Rail [m]	2.4	1.3	3.1	2.6	1.5	3.3	3.7
Avg. Stride Freq. [Hz]	2.4	2.4	2.4	2.3	2.4	2.4	2.3
Avg. Stride Length [m]	6.1	7.3	7.2	7.4	7.4	7.2	6.9



- [] Ranking at each section and finish
- .-.- No data available at this section
- NA No data available



Horse/Jockey Name	Command King
Final Rank	9
Fastest Section Time (Section)	0:11.21 (1200m)
Top Speed [km/h] (Section)	66.1 (1200m)
Race State	Finished



Eagle Farm QLD Professional

Race 5: INSPIRED BUILT No Metro Wins Handicap - 1400m

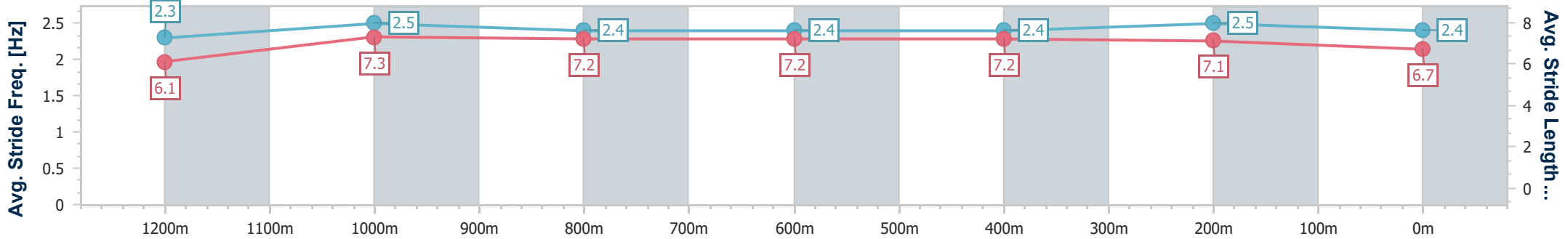
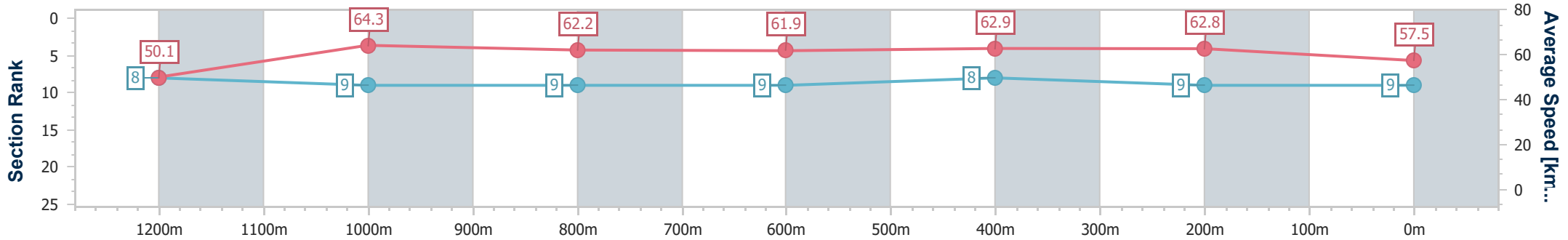
15 April 2023 - 14:03

Track Rating: Good 4, Weather: Fine, Rail Position: +3m Entire Course



BRISBANE RACING CLUB

Section	Overall	1200m	1000m	800m	600m	400m	200m
Section Times	1:24.52 [9] (0:14.41)	1:10.11 [8] (0:11.21)	0:58.90 [9] (0:11.66)	0:47.24 [9] (0:11.75)	0:35.49 [9] (0:11.50)	0:23.99 [8] (0:11.48)	0:12.51 [9] (0:12.51)
Average Speed [km/h]	50.1	64.3	62.2	61.9	62.9	62.8	57.5
Top Speed [km/h]	62.9	66.1	62.9	62.7	64.5	64.2	61.2
Avg. Dist. to Rail [m]	6.1	2.3	1.7	1.8	0.9	2.9	4.8
Avg. Stride Freq. [Hz]	2.3	2.5	2.4	2.4	2.4	2.5	2.4
Avg. Stride Length [m]	6.1	7.3	7.2	7.2	7.2	7.1	6.7



- [] Ranking at each section and finish
- .-.- No data available at this section
- NA No data available



Horse/Jockey Name	Why We Drink
Final Rank	10
Fastest Section Time (Section)	0:11.33 (600m)
Top Speed [km/h] (Section)	65.6 (1200m)
Race State	Finished



Eagle Farm QLD Professional

Race 5: INSPIRED BUILT No Metro Wins Handicap - 1400m

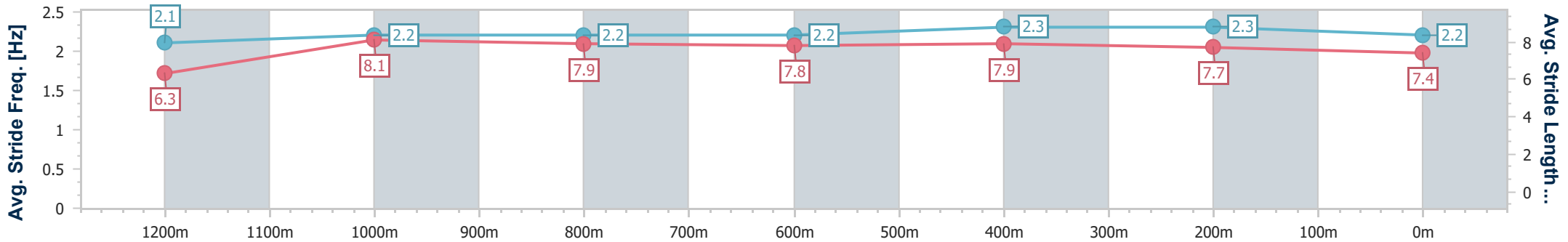
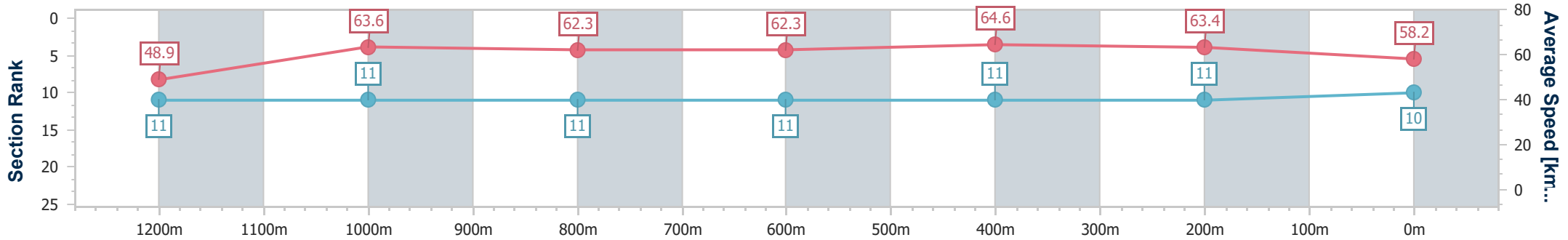
15 April 2023 - 14:03

Track Rating: Good 4, Weather: Fine, Rail Position: +3m Entire Course



BRISBANE RACING CLUB

Section	Overall	1200m	1000m	800m	600m	400m	200m
Section Times	1:24.58 [10] (0:14.81)	1:09.77 [11] (0:11.35)	0:58.42 [11] (0:11.69)	0:46.73 [11] (0:11.68)	0:35.05 [11] (0:11.33)	0:23.72 [11] (0:11.36)	0:12.36 [11] (0:12.36)
Average Speed [km/h]	48.9	63.6	62.3	62.3	64.6	63.4	58.2
Top Speed [km/h]	60.7	65.6	63.0	63.7	65.5	65.0	61.8
Avg. Dist. to Rail [m]	8.4	2.7	2.6	2.7	3.2	8.0	7.8
Avg. Stride Freq. [Hz]	2.1	2.2	2.2	2.2	2.3	2.3	2.2
Avg. Stride Length [m]	6.3	8.1	7.9	7.8	7.9	7.7	7.4



- [] Ranking at each section and finish
- .-.- No data available at this section
- NA No data available



Horse/Jockey Name	Starter
Final Rank	11
Fastest Section Time (Section)	0:11.06 (1200m)
Top Speed [km/h] (Section)	66.4 (1200m)
Race State	Finished



Eagle Farm QLD Professional

Race 5: INSPIRED BUILT No Metro Wins Handicap - 1400m

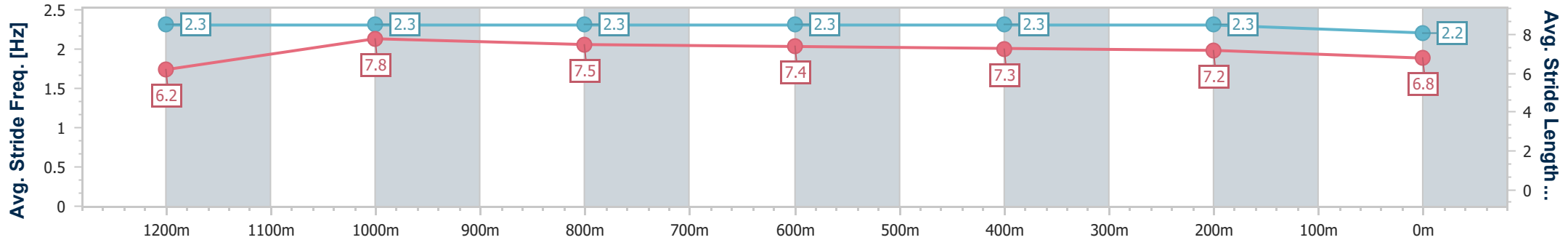
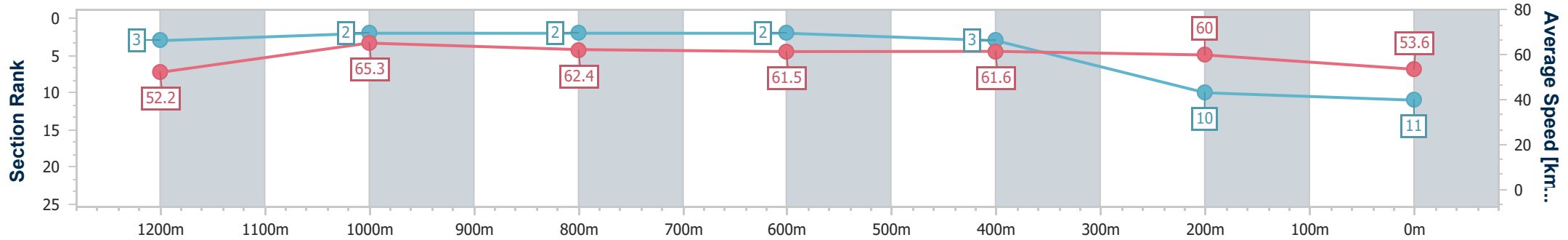
15 April 2023 - 14:03

Track Rating: Good 4, Weather: Fine, Rail Position: +3m Entire Course



BRISBANE RACING CLUB

Section	Overall	1200m	1000m	800m	600m	400m	200m
Section Times	1:25.53 [11] (0:13.82)	1:11.71 [3] (0:11.06)	1:00.65 [2] (0:11.69)	0:48.96 [2] (0:11.82)	0:37.14 [2] (0:11.70)	0:25.44 [3] (0:12.00)	0:13.44 [10] (0:13.44)
Average Speed [km/h]	52.2	65.3	62.4	61.5	61.6	60.0	53.6
Top Speed [km/h]	65.8	66.4	63.5	62.3	62.9	62.6	57.3
Avg. Dist. to Rail [m]	6.9	3.8	2.5	2.1	0.5	1.2	2.4
Avg. Stride Freq. [Hz]	2.3	2.3	2.3	2.3	2.3	2.3	2.2
Avg. Stride Length [m]	6.2	7.8	7.5	7.4	7.3	7.2	6.8



- [] Ranking at each section and finish
- .-.- No data available at this section
- NA No data available