



Toowoomba QLD Professional

Race 3: TAYLOR BUILDING GROUP BENCHMARK 65 Handicap - 1300m

15 April 2023 - 17:27



Track Rating: Good 4, Weather: Fine, Rail Position: +5m Entire

Section												Last 600m	
Field Times												0:35.60	
					Overall	1200m	1000m	800m	600m	400m			
					1:19.39 (0:08.63)	1:10.76 (0:11.43)	0:59.33 (0:11.91)	0:47.42 (0:11.82)	0:35.60 (0:11.85)	0:23.75 (0:11.75)			
Rank	TAB	Horse/Jockey	Barrier	Top Speed [km/h]	Fastest Section							Distance Travelled [m]	
1	5	EPICURIUS Gary Geran	6	64.6 400m	0:09.22 Overall	1:19.39 [1] (0:09.22)	1:10.17 [7] (0:11.68)	0:58.49 [7] (0:12.04)	0:46.45 [7] (0:11.72)	0:34.73 [8] (0:11.98)	0:22.75 [9] (0:11.33)	0:34.73	
2	8	MARCADA Justin Stanley	4	64.0 1200m	0:08.64 Overall	1:19.45 [2] (0:08.64)	1:10.81 [2] (0:11.42)	0:59.39 [1] (0:11.91)	0:47.48 [1] (0:11.82)	0:35.66 [1] (0:11.85)	0:23.81 [1] (0:11.75)	0:35.66	-4
3	3	CALM SEEKER Nathan Evans	7	63.6 1200m	0:08.63 Overall	1:19.63 [3] (0:08.63)	1:11.00 [1] (0:11.56)	0:59.44 [2] (0:12.01)	0:47.43 [2] (0:11.83)	0:35.60 [2] (0:11.77)	0:23.83 [2] (0:11.71)	0:35.60	-3
4	7	LATIN LYRIC Tessa Townsend	1	63.2 1200m	0:08.69 Overall	1:19.66 [4] (0:08.69)	1:10.97 [3] (0:11.66)	0:59.31 [3] (0:12.08)	0:47.23 [3] (0:11.88)	0:35.35 [3] (0:11.83)	0:23.52 [3] (0:11.59)	0:35.35	-5
5	11	TOBA Georgina Cartwright	5	64.3 1200m	0:09.16 Overall	1:19.80 [5] (0:09.16)	1:10.64 [5] (0:11.41)	0:59.23 [5] (0:11.94)	0:47.29 [5] (0:11.70)	0:35.59 [4] (0:11.85)	0:23.74 [4] (0:11.61)	0:35.59	+1
6	4	CANNY CAT Kenji Yoshida	2	62.4 800m	0:08.82 Overall	1:20.24 [6] (0:08.82)	1:11.42 [4] (0:11.78)	0:59.64 [4] (0:11.96)	0:47.68 [4] (0:11.75)	0:35.93 [5] (0:11.97)	0:23.96 [7] (0:11.86)	0:35.93	-3
7	10	AND OVER AGAIN Nozi Tomizawa	9	64.2 1200m	0:09.33 Overall	1:20.54 [7] (0:09.33)	1:11.21 [8] (0:11.57)	0:59.64 [6] (0:11.96)	0:47.68 [6] (0:11.69)	0:35.99 [6] (0:11.74)	0:24.25 [6] (0:11.66)	0:35.99	-1
8	2	DOWN THE BARREL Luke Tarrant	12	65.2 600m	0:09.25 Overall	1:20.87 [8] (0:09.25)	1:11.62 [6] (0:11.75)	0:59.87 [8] (0:12.06)	0:47.81 [8] (0:11.68)	0:36.13 [7] (0:11.56)	0:24.57 [5] (0:11.93)	0:36.13	+3
9	1	HAIL TO THE CHIEF Alisha Donald	11	68.4 1200m	0:10.67 Overall	1:21.50 [9] (0:10.67)	1:10.83 [9] (0:10.85)	0:59.98 [9] (0:11.78)	0:48.20 [9] (0:11.50)	0:36.70 [9] (0:11.85)	0:24.85 [8] (0:11.83)	0:36.70	+2

Scratched: Kiki Coco (#6), Madam Cha Cha (#9), Decor Deels (#12), True Patriot (#13)

[] Ranking at each section and finish
 -:-:- No data available at this section
 NA No data available

SCN Saddle cloth number
 DNF Did not finish
 DNT Did not track



Toowoomba QLD Professional

Race 3: TAYLOR BUILDING GROUP BENCHMARK 65 Handicap - 1300m

15 April 2023 - 17:27



Track Rating: Good 4, Weather: Fine, Rail Position: +5m Entire

Section				200m				Last 600m	
Field Times				0:12.00 (0:12.00)				0:35.60	
Rank	TAB	Horse/Jockey	Barrier	Top Speed [km/h]	Fastest Section	Margin			Distance Travelled [m]
1	5	EPICURIOUS Gary Geran	6	64.6 400m	0:09.22 Overall	0:11.42 [6] (0:11.42)	1:19.39		0:34.73
2	8	MARCADA Justin Stanley	4	64.0 1200m	0:08.64 Overall	0:12.06 [1] (0:12.06)	0.3L		0:35.66 -4
3	3	CALM SEEKER Nathan Evans	7	63.6 1200m	0:08.63 Overall	0:12.12 [2] (0:12.12)	1.3L		0:35.60 -3
4	7	LATIN LYRIC Tessa Townsend	1	63.2 1200m	0:08.69 Overall	0:11.93 [3] (0:11.93)	1.5L		0:35.35 -5
5	11	TOBA Georgina Cartwright	5	64.3 1200m	0:09.16 Overall	0:12.13 [4] (0:12.13)	2.3L		0:35.59 +1
6	4	CANNY CAT Kenji Yoshida	2	62.4 800m	0:08.82 Overall	0:12.10 [7] (0:12.10)	4.8L		0:35.93 -3
7	10	AND OVER AGAIN Nozi Tomizawa	9	64.2 1200m	0:09.33 Overall	0:12.59 [5] (0:12.59)	6.6L		0:35.99 -1
8	2	DOWN THE BARREL Luke Tarrant	12	65.2 600m	0:09.25 Overall	0:12.64 [8] (0:12.64)	8.4L		0:36.13 +3
9	1	HAIL TO THE CHIEF Alisha Donald	11	68.4 1200m	0:10.67 Overall	0:13.02 [9] (0:13.02)	11.9L		0:36.70 +2

Scratched: Kiki Coco (#6), Madam Cha Cha (#9), Decor Deels (#12), True Patriot (#13)



Horse/Jockey Name	Epicurious
Final Rank	1
Fastest Section Time (Section)	0:09.22 (Overall)
Top Speed [km/h] (Section)	64.6 (400m)
Race State	Finished



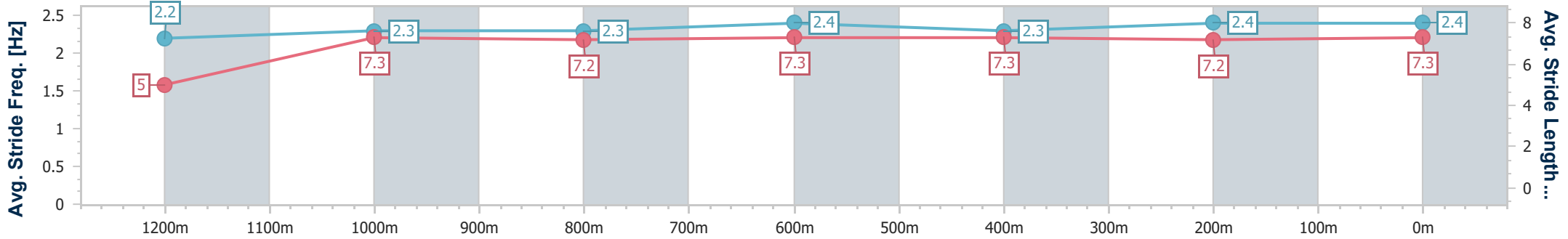
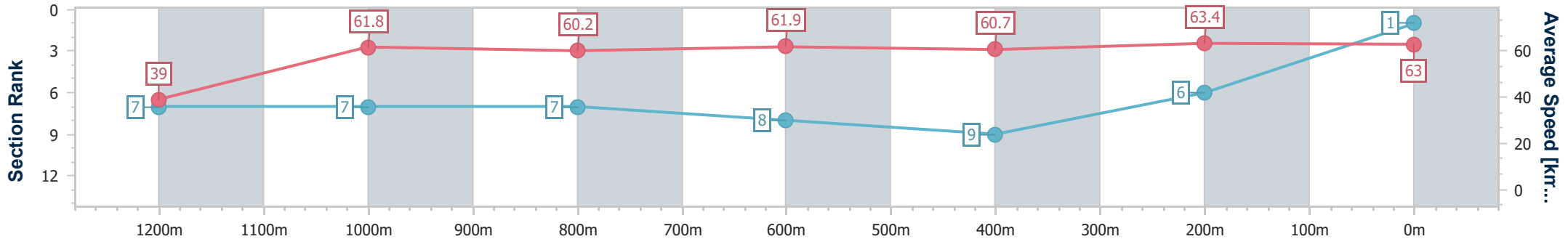
Toowoomba QLD Professional
Race 3: TAYLOR BUILDING GROUP BENCHMARK 65 Handicap
- 1300m



15 April 2023 - 17:27

Track Rating: Good 4, Weather: Fine, Rail Position: +5m Entire

Section	Overall	1200m	1000m	800m	600m	400m	200m
Section Times	1:19.39 [1] (0:09.22)	1:10.17 [7] (0:11.68)	0:58.49 [7] (0:12.04)	0:46.45 [7] (0:11.72)	0:34.73 [8] (0:11.98)	0:22.75 [9] (0:11.33)	0:11.42 [6]
Average Speed [km/h]	39.0	61.8	60.2	61.9	60.7	63.4	63.0
Top Speed [km/h]	60.0	63.7	61.7	63.8	62.8	64.6	64.2
Avg. Dist. to Rail [m]	4.3	0.9	1.9	2.1	1.6	0.9	2.7
Avg. Stride Freq. [Hz]	2.2	2.3	2.3	2.4	2.3	2.4	2.4
Avg. Stride Length [m]	5.0	7.3	7.2	7.3	7.3	7.2	7.3



- [] Ranking at each section and finish
- .-.- No data available at this section
- NA No data available



Horse/Jockey Name	Marcada
Final Rank	2
Fastest Section Time (Section)	0:08.64 (Overall)
Top Speed [km/h] (Section)	64.0 (1200m)
Race State	Finished



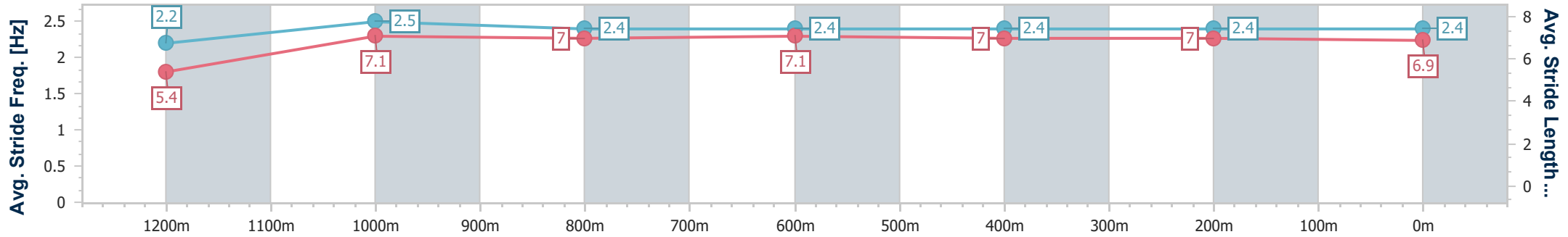
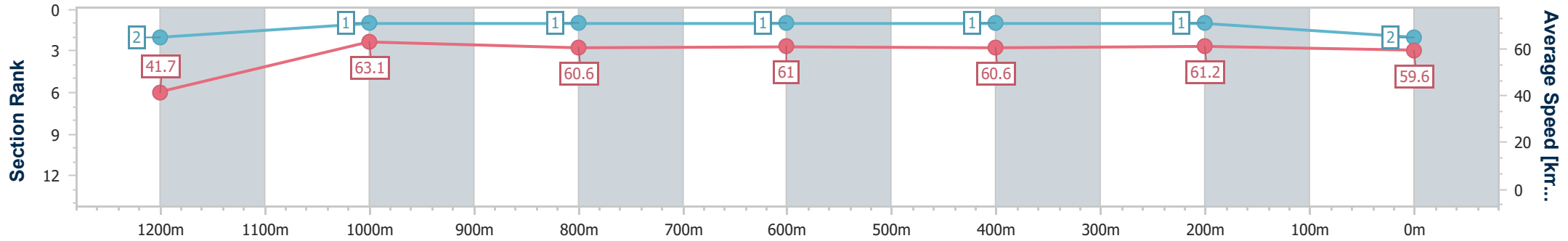
Toowoomba QLD Professional
Race 3: TAYLOR BUILDING GROUP BENCHMARK 65 Handicap
- 1300m



15 April 2023 - 17:27

Track Rating: Good 4, Weather: Fine, Rail Position: +5m Entire

Section	Overall	1200m	1000m	800m	600m	400m	200m
Section Times	1:19.45 [2] (0:08.64)	1:10.81 [2] (0:11.42)	0:59.39 [1] (0:11.91)	0:47.48 [1] (0:11.82)	0:35.66 [1] (0:11.85)	0:23.81 [1] (0:11.75)	0:12.06 [1] (0:12.06)
Average Speed [km/h]	41.7	63.1	60.6	61.0	60.6	61.2	59.6
Top Speed [km/h]	61.4	64.0	61.8	62.0	61.7	62.1	61.2
Avg. Dist. to Rail [m]	3.8	0.9	0.7	0.8	0.5	0.7	1.5
Avg. Stride Freq. [Hz]	2.2	2.5	2.4	2.4	2.4	2.4	2.4
Avg. Stride Length [m]	5.4	7.1	7.0	7.1	7.0	7.0	6.9



- [] Ranking at each section and finish
- .-.- No data available at this section
- NA No data available



Horse/Jockey Name	Calm Seeker
Final Rank	3
Fastest Section Time (Section)	0:08.63 (Overall)
Top Speed [km/h] (Section)	63.6 (1200m)
Race State	Finished



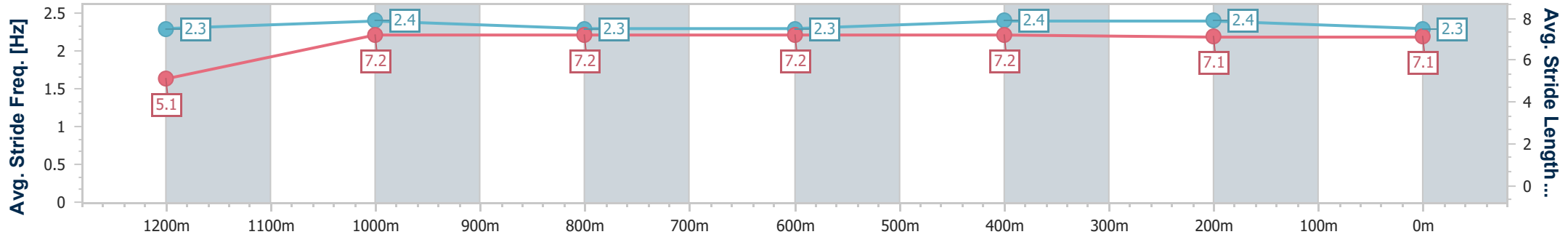
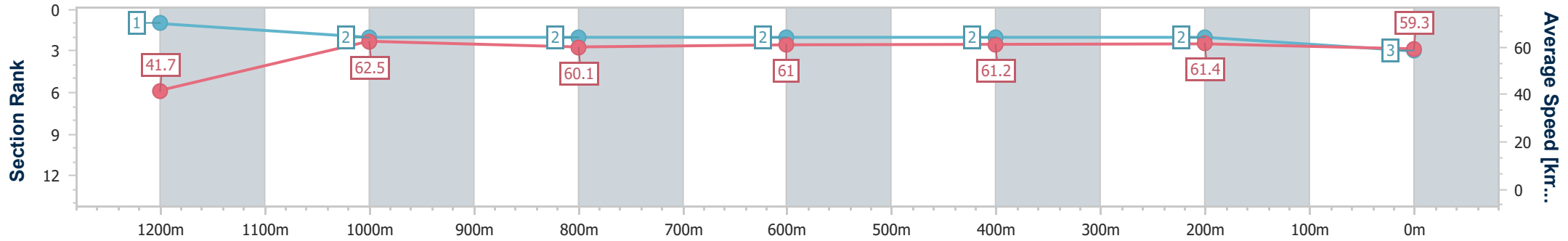
Toowoomba QLD Professional
Race 3: TAYLOR BUILDING GROUP BENCHMARK 65 Handicap
- 1300m



15 April 2023 - 17:27

Track Rating: Good 4, Weather: Fine, Rail Position: +5m Entire

Section	Overall	1200m	1000m	800m	600m	400m	200m
Section Times	1:19.63 [3] (0:08.63)	1:11.00 [1] (0:11.56)	0:59.44 [2] (0:12.01)	0:47.43 [2] (0:11.83)	0:35.60 [2] (0:11.77)	0:23.83 [2] (0:11.71)	0:12.12 [2] (0:12.12)
Average Speed [km/h]	41.7	62.5	60.1	61.0	61.2	61.4	59.3
Top Speed [km/h]	60.9	63.6	61.9	62.2	62.4	63.4	61.1
Avg. Dist. to Rail [m]	7.8	3.5	1.5	0.4	0.5	0.5	1.3
Avg. Stride Freq. [Hz]	2.3	2.4	2.3	2.3	2.4	2.4	2.3
Avg. Stride Length [m]	5.1	7.2	7.2	7.2	7.2	7.1	7.1



- [] Ranking at each section and finish
- .-.- No data available at this section
- NA No data available



Horse/Jockey Name	Latin Lyric
Final Rank	4
Fastest Section Time (Section)	0:08.69 (Overall)
Top Speed [km/h] (Section)	63.2 (1200m)
Race State	Finished



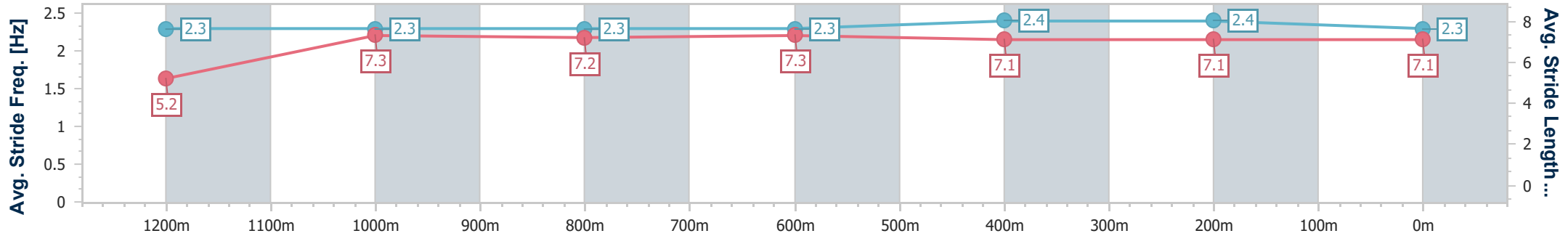
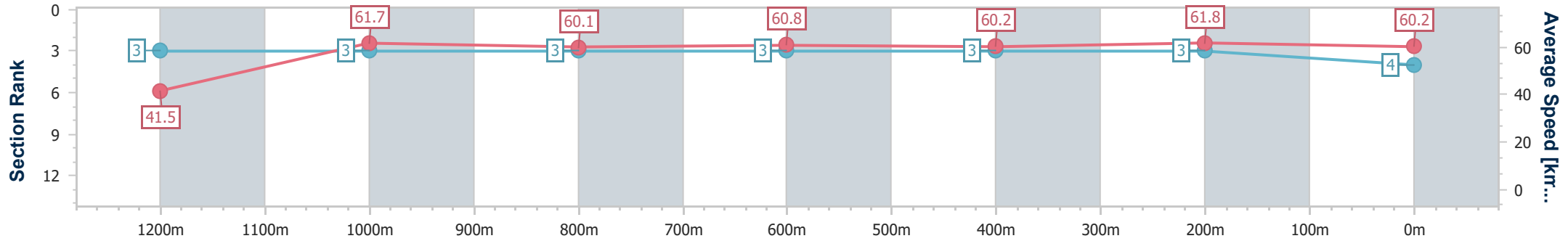
Toowoomba QLD Professional
Race 3: TAYLOR BUILDING GROUP BENCHMARK 65 Handicap
- 1300m



15 April 2023 - 17:27

Track Rating: Good 4, Weather: Fine, Rail Position: +5m Entire

Section	Overall	1200m	1000m	800m	600m	400m	200m
Section Times	1:19.66 [4] (0:08.69)	1:10.97 [3] (0:11.66)	0:59.31 [3] (0:12.08)	0:47.23 [3] (0:11.88)	0:35.35 [3] (0:11.83)	0:23.52 [3] (0:11.59)	0:11.93 [3] (0:11.93)
Average Speed [km/h]	41.5	61.7	60.1	60.8	60.2	61.8	60.2
Top Speed [km/h]	59.0	63.2	61.7	62.5	62.6	62.4	62.3
Avg. Dist. to Rail [m]	1.4	0.2	1.5	1.3	2.1	1.0	0.3
Avg. Stride Freq. [Hz]	2.3	2.3	2.3	2.3	2.4	2.4	2.3
Avg. Stride Length [m]	5.2	7.3	7.2	7.3	7.1	7.1	7.1



- [] Ranking at each section and finish
- .-.- No data available at this section
- NA No data available



Horse/Jockey Name	Toba
Final Rank	5
Fastest Section Time (Section)	0:09.16 (Overall)
Top Speed [km/h] (Section)	64.3 (1200m)
Race State	Finished



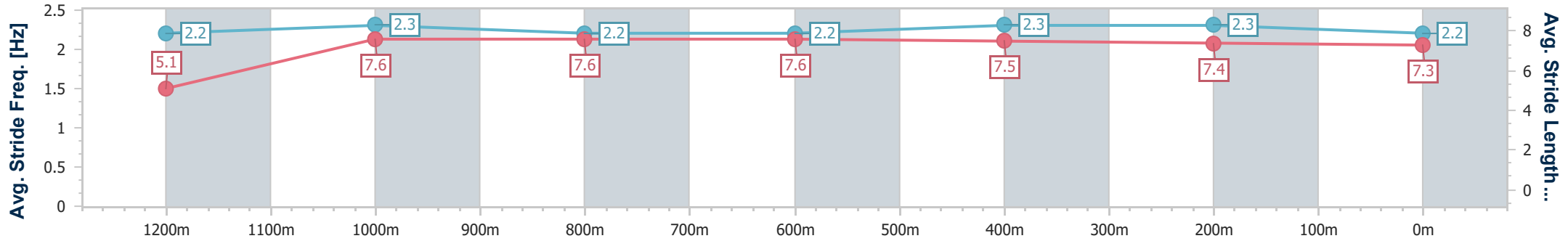
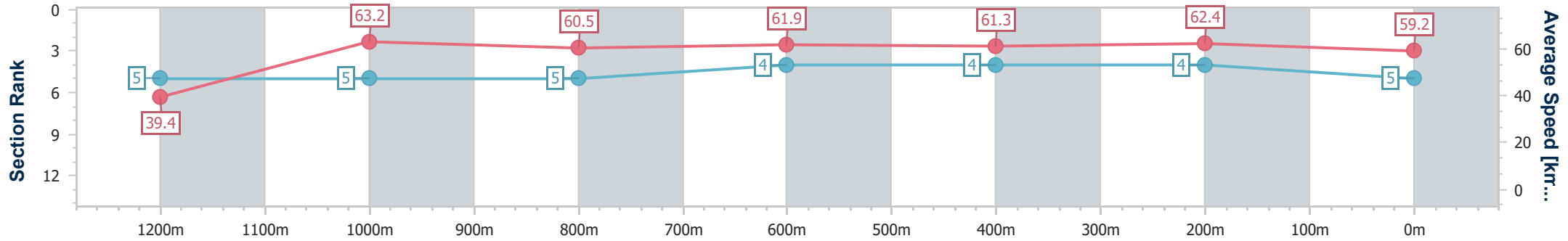
Toowoomba QLD Professional
Race 3: TAYLOR BUILDING GROUP BENCHMARK 65 Handicap
- 1300m



15 April 2023 - 17:27

Track Rating: Good 4, Weather: Fine, Rail Position: +5m Entire

Section	Overall	1200m	1000m	800m	600m	400m	200m
Section Times	1:19.80 [5] (0:09.16)	1:10.64 [5] (0:11.41)	0:59.23 [5] (0:11.94)	0:47.29 [5] (0:11.70)	0:35.59 [4] (0:11.85)	0:23.74 [4] (0:11.61)	0:12.13 [4] (0:12.13)
Average Speed [km/h]	39.4	63.2	60.5	61.9	61.3	62.4	59.2
Top Speed [km/h]	61.0	64.3	62.0	63.9	62.5	63.6	61.8
Avg. Dist. to Rail [m]	9.3	2.2	0.8	1.7	1.7	1.3	0.5
Avg. Stride Freq. [Hz]	2.2	2.3	2.2	2.2	2.3	2.3	2.2
Avg. Stride Length [m]	5.1	7.6	7.6	7.6	7.5	7.4	7.3



- [] Ranking at each section and finish
- .-.- No data available at this section
- NA No data available



Horse/Jockey Name	Canny Cat
Final Rank	6
Fastest Section Time (Section)	0:08.82 (Overall)
Top Speed [km/h] (Section)	62.4 (800m)
Race State	Finished



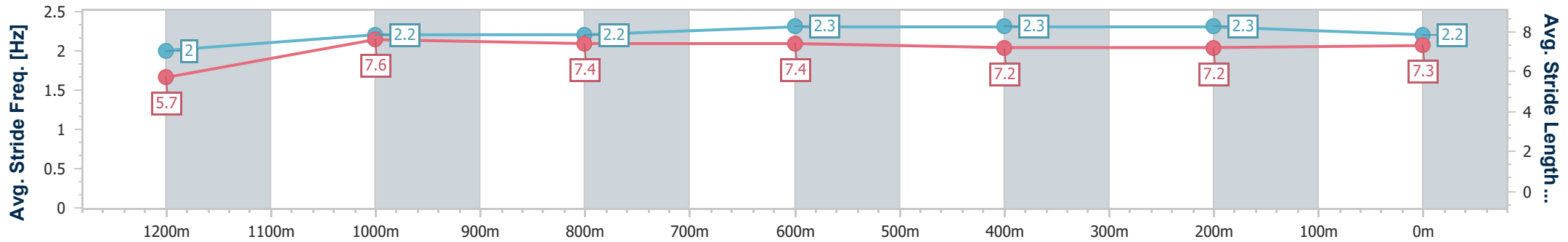
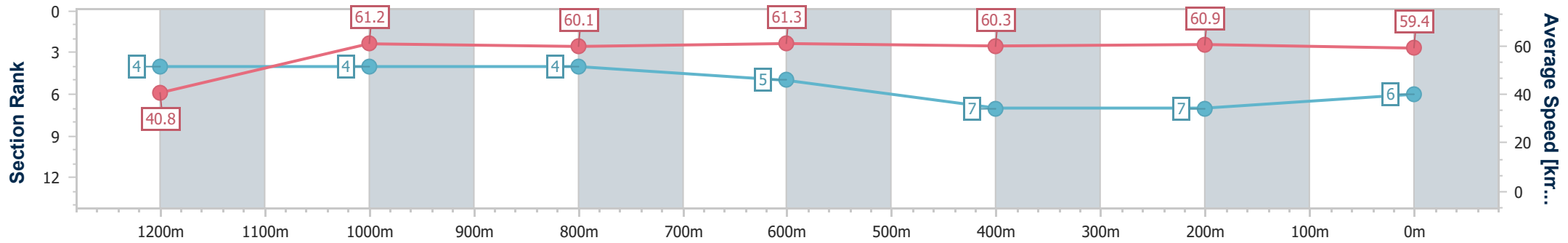
Toowoomba QLD Professional
Race 3: TAYLOR BUILDING GROUP BENCHMARK 65 Handicap
- 1300m



15 April 2023 - 17:27

Track Rating: Good 4, Weather: Fine, Rail Position: +5m Entire

Section	Overall	1200m	1000m	800m	600m	400m	200m
Section Times	1:20.24 [6] (0:08.82)	1:11.42 [4] (0:11.78)	0:59.64 [4] (0:11.96)	0:47.68 [4] (0:11.75)	0:35.93 [5] (0:11.97)	0:23.96 [7] (0:11.86)	0:12.10 [7] (0:12.10)
Average Speed [km/h]	40.8	61.2	60.1	61.3	60.3	60.9	59.4
Top Speed [km/h]	59.6	62.3	60.9	62.4	61.3	61.9	60.8
Avg. Dist. to Rail [m]	2.7	0.7	0.3	0.3	0.7	1.1	1.6
Avg. Stride Freq. [Hz]	2.0	2.2	2.2	2.3	2.3	2.3	2.2
Avg. Stride Length [m]	5.7	7.6	7.4	7.4	7.2	7.2	7.3



- [] Ranking at each section and finish
- .-.- No data available at this section
- NA No data available



Horse/Jockey Name	And Over Again
Final Rank	7
Fastest Section Time (Section)	0:09.33 (Overall)
Top Speed [km/h] (Section)	64.2 (1200m)
Race State	Finished



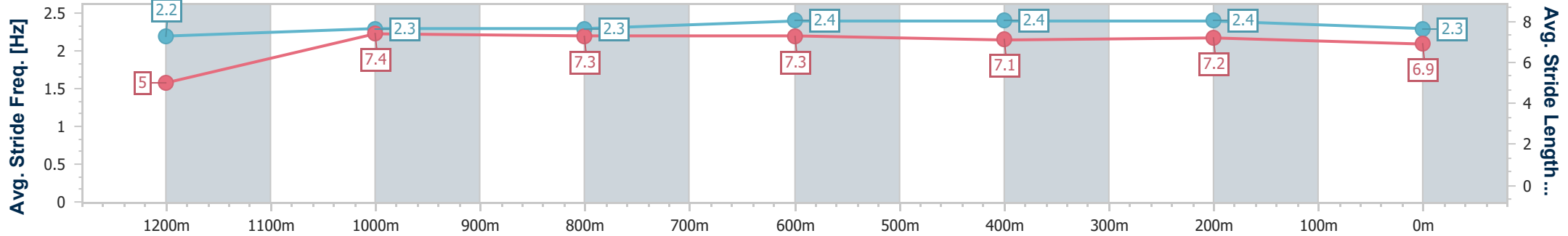
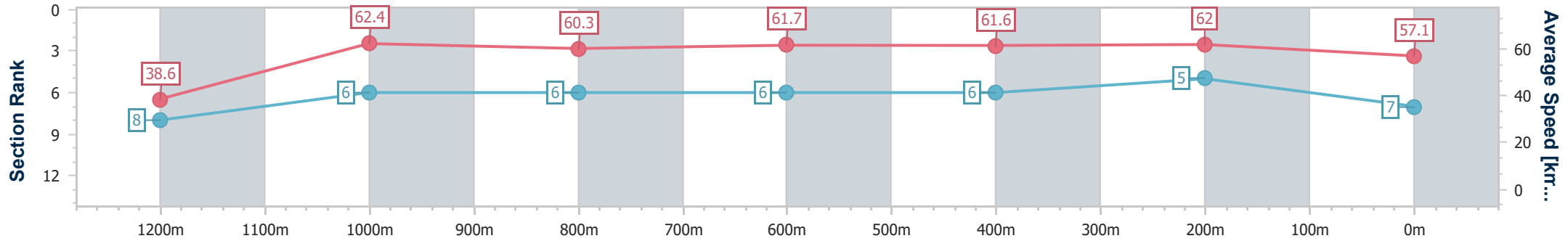
Toowoomba QLD Professional
Race 3: TAYLOR BUILDING GROUP BENCHMARK 65 Handicap
- 1300m



15 April 2023 - 17:27

Track Rating: Good 4, Weather: Fine, Rail Position: +5m Entire

Section	Overall	1200m	1000m	800m	600m	400m	200m
Section Times	1:20.54 [7] (0:09.33)	1:11.21 [8] (0:11.57)	0:59.64 [6] (0:11.96)	0:47.68 [6] (0:11.69)	0:35.99 [6] (0:11.74)	0:24.25 [6] (0:11.66)	0:12.59 [5] (0:12.59)
Average Speed [km/h]	38.6	62.4	60.3	61.7	61.6	62.0	57.1
Top Speed [km/h]	60.3	64.2	62.0	63.8	63.5	63.3	61.1
Avg. Dist. to Rail [m]	8.3	2.1	0.8	0.8	0.8	1.6	2.5
Avg. Stride Freq. [Hz]	2.2	2.3	2.3	2.4	2.4	2.4	2.3
Avg. Stride Length [m]	5.0	7.4	7.3	7.3	7.1	7.2	6.9



- [] Ranking at each section and finish
- .-.- No data available at this section
- NA No data available



Horse/Jockey Name	Down The Barrel
Final Rank	8
Fastest Section Time (Section)	0:09.25 (Overall)
Top Speed [km/h] (Section)	65.2 (600m)
Race State	Finished



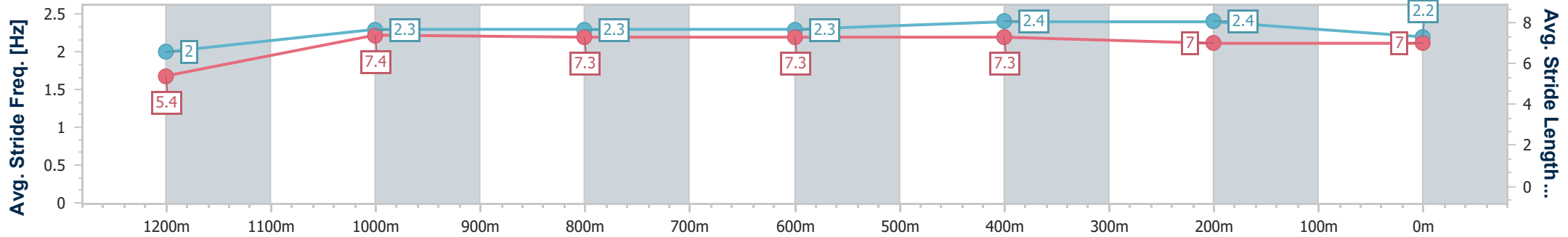
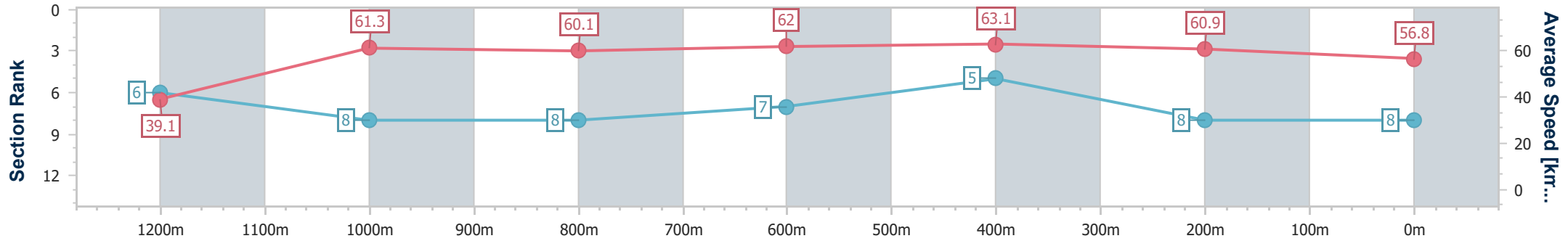
Toowoomba QLD Professional
Race 3: TAYLOR BUILDING GROUP BENCHMARK 65 Handicap
- 1300m



15 April 2023 - 17:27

Track Rating: Good 4, Weather: Fine, Rail Position: +5m Entire

Section	Overall	1200m	1000m	800m	600m	400m	200m
Section Times	1:20.87 [8] (0:09.25)	1:11.62 [6] (0:11.75)	0:59.87 [8] (0:12.06)	0:47.81 [8] (0:11.68)	0:36.13 [7] (0:11.56)	0:24.57 [5] (0:11.93)	0:12.64 [8] (0:12.64)
Average Speed [km/h]	39.1	61.3	60.1	62.0	63.1	60.9	56.8
Top Speed [km/h]	59.1	63.0	62.4	64.4	65.2	63.6	59.7
Avg. Dist. to Rail [m]	7.0	1.5	1.6	1.8	2.5	2.9	1.4
Avg. Stride Freq. [Hz]	2.0	2.3	2.3	2.3	2.4	2.4	2.2
Avg. Stride Length [m]	5.4	7.4	7.3	7.3	7.3	7.0	7.0



- [] Ranking at each section and finish
- .-.- No data available at this section
- NA No data available



Horse/Jockey Name	Hail To The Chief
Final Rank	9
Fastest Section Time (Section)	0:10.67 (Overall)
Top Speed [km/h] (Section)	68.4 (1200m)
Race State	Finished



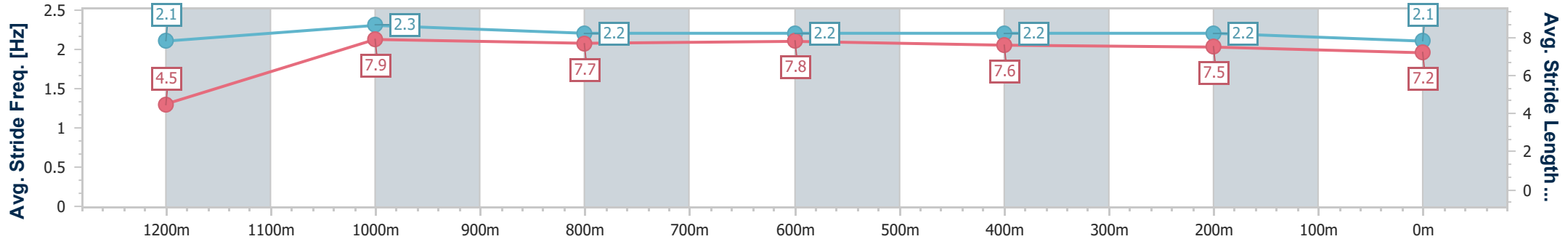
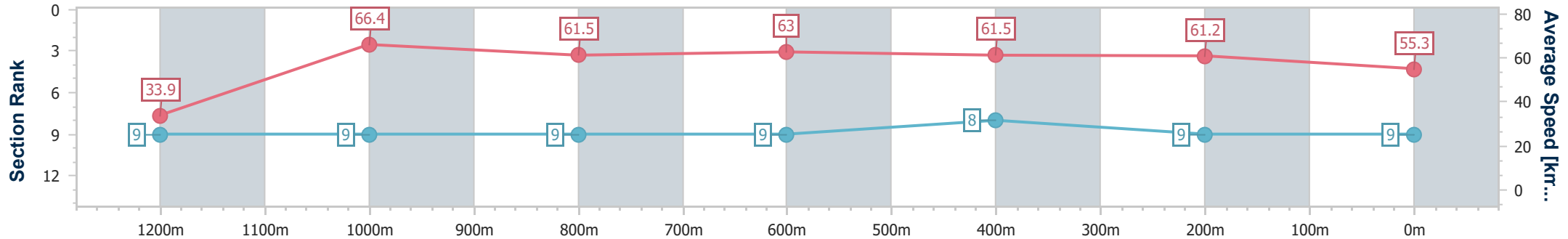
Toowoomba QLD Professional
Race 3: TAYLOR BUILDING GROUP BENCHMARK 65 Handicap
- 1300m



15 April 2023 - 17:27

Track Rating: Good 4, Weather: Fine, Rail Position: +5m Entire

Section	Overall	1200m	1000m	800m	600m	400m	200m
Section Times	1:21.50 [9] (0:10.67)	1:10.83 [9] (0:10.85)	0:59.98 [9] (0:11.78)	0:48.20 [9] (0:11.50)	0:36.70 [9] (0:11.85)	0:24.85 [8] (0:11.83)	0:13.02 [9] (0:13.02)
Average Speed [km/h]	33.9	66.4	61.5	63.0	61.5	61.2	55.3
Top Speed [km/h]	61.1	68.4	66.1	64.2	63.2	62.1	58.9
Avg. Dist. to Rail [m]	8.6	1.6	1.2	2.2	1.9	2.4	1.3
Avg. Stride Freq. [Hz]	2.1	2.3	2.2	2.2	2.2	2.2	2.1
Avg. Stride Length [m]	4.5	7.9	7.7	7.8	7.6	7.5	7.2



- [] Ranking at each section and finish
- .-.- No data available at this section
- NA No data available