



Toowoomba QLD Professional

Race 6: LIVING TURF RATINGS BAND 0 - 62 Handicap - 1000m

15 April 2023 - 19:20



Track Rating: Good 4, Weather: Fine, Rail Position: +5m Entire

Section		Overall									Last 600m		
Field Times		0:59.83 (0:13.61)									0:35.34		
		800m			600m			400m			200m		
		0:46.22 (0:10.88)			0:35.34 (0:11.43)			0:23.91 (0:11.85)			0:12.06 (0:12.06)		
Rank	TAB	Horse/Jockey	Barrier	Top Speed [km/h]	Fastest Section	Margin	Distance Travelled [m]						
1	10	CITROUILLE Adin Thompson	7	68.2 800m	0:10.72 800m	0:59.83 [1] (0:15.26)	0:44.57 [9] (0:10.72)	0:33.85 [9] (0:11.04)	0:22.81 [9] (0:11.35)	0:11.46 [7] (0:11.46)	0:59.83	0:33.85	
2	9	SUPER LEAGUE Justin Stanley	5	68.3 Overall	0:10.97 800m	0:59.91 [2] (0:13.99)	0:45.92 [3] (0:10.97)	0:34.95 [5] (0:11.39)	0:23.56 [4] (0:11.65)	0:11.91 [2] (0:11.91)	0.4L	0:34.95	+5
3	3	GOOD GRAB Noriyuki Nishio	9	69.5 Overall	0:10.88 800m	1:00.01 [3] (0:13.61)	0:46.40 [1] (0:10.88)	0:35.52 [1] (0:11.43)	0:24.09 [1] (0:11.85)	0:12.24 [1] (0:12.24)	0.9L	0:35.52	+2
4	1	SAM'S A NATURAL Micheal Hellyer	3	68.8 800m	0:10.61 800m	1:00.21 [4] (0:14.34)	0:45.87 [6] (0:10.61)	0:35.26 [4] (0:11.43)	0:23.83 [5] (0:11.81)	0:12.02 [5] (0:12.02)	1.9L	0:35.26	-2
5	8	SUNIKI Alisha Donald	1	67.8 800m	0:10.93 800m	1:00.25 [5] (0:13.90)	0:46.35 [2] (0:10.93)	0:35.42 [3] (0:11.37)	0:24.05 [2] (0:12.01)	0:12.04 [6] (0:12.04)	2.1L	0:35.42	+0
6	5	POINT BREAK Luke Tarrant	6	69.1 800m	0:10.75 800m	1:00.34 [6] (0:14.47)	0:45.87 [7] (0:10.75)	0:35.12 [6] (0:11.25)	0:23.87 [6] (0:11.71)	0:12.16 [4] (0:12.16)	2.6L	0:35.12	-4
7	4	LOVESON Nozi Tomizawa	8	68.2 800m	0:10.83 800m	1:00.39 [7] (0:14.74)	0:45.65 [8] (0:10.83)	0:34.82 [8] (0:11.22)	0:23.60 [8] (0:11.61)	0:11.99 [8] (0:11.99)	2.8L	0:34.82	+2
8	2	SHOCK AND AWE Georgina Cartwright	2	69.5 Overall	0:10.61 800m	1:00.70 [8] (0:14.18)	0:46.52 [4] (0:10.61)	0:35.91 [2] (0:11.41)	0:24.50 [3] (0:11.93)	0:12.57 [3] (0:12.57)	4.6L	0:35.91	-1
9	7	MOFEED WARRIOR Kenji Yoshida	4	67.8 Overall	0:10.90 800m	1:00.78 [9] (0:14.33)	0:46.45 [5] (0:10.90)	0:35.55 [7] (0:11.41)	0:24.14 [7] (0:11.78)	0:12.36 [9] (0:12.36)	5L	0:35.55	+3

Scratched: Kwami (#6), Better Than Roses (#11), Shotgun Sam (#12)

[] Ranking at each section and finish
 -:-:- No data available at this section
 NA No data available

SCN Saddle cloth number
 DNF Did not finish
 DNT Did not track



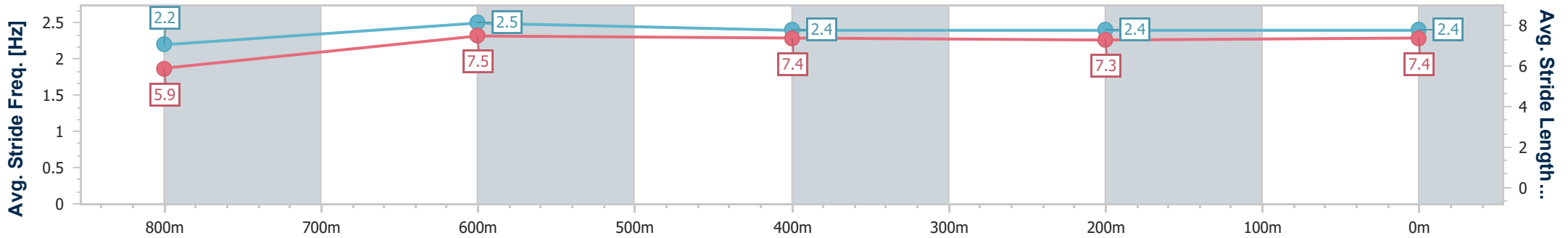
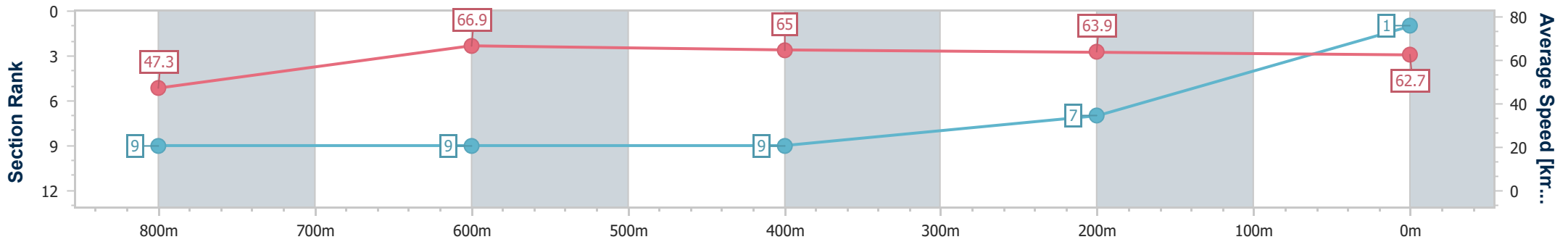
Horse/Jockey Name	Citrouille
Final Rank	1
Fastest Section Time (Section)	0:10.72 (800m)
Top Speed [km/h] (Section)	68.2 (800m)
Race State	Finished



Toowoomba QLD Professional
 Race 6: LIVING TURF RATINGS BAND 0 - 62 Handicap - 1000m
 15 April 2023 - 19:20
 Track Rating: Good 4, Weather: Fine, Rail Position: +5m Entire



Section	Overall	800m	600m	400m	200m
Section Times	0:59.83 [1] (0:15.26)	0:44.57 [9] (0:10.72)	0:33.85 [9] (0:11.04)	0:22.81 [9] (0:11.35)	0:11.46 [7] (0:11.46)
Average Speed [km/h]	47.3	66.9	65.0	63.9	62.7
Top Speed [km/h]	64.8	68.2	66.1	65.0	64.4
Avg. Dist. to Rail [m]	4.2	1.8	0.5	2.6	2.8
Avg. Stride Freq. [Hz]	2.2	2.5	2.4	2.4	2.4
Avg. Stride Length [m]	5.9	7.5	7.4	7.3	7.4



- [] Ranking at each section and finish
- .-.- No data available at this section
- NA No data available



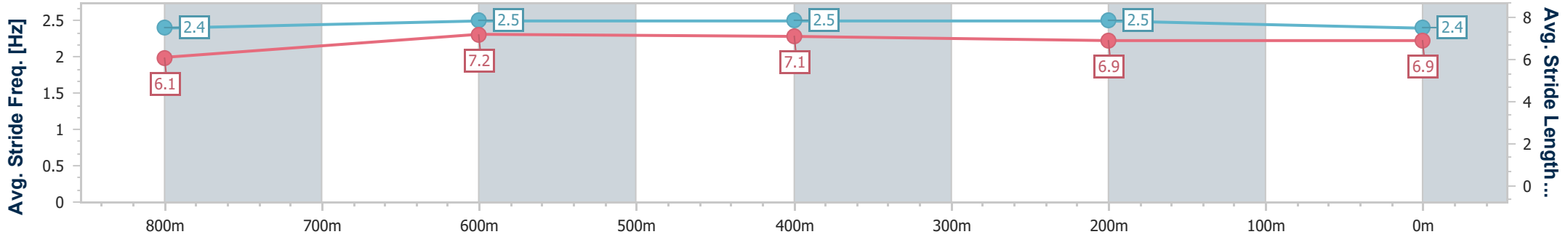
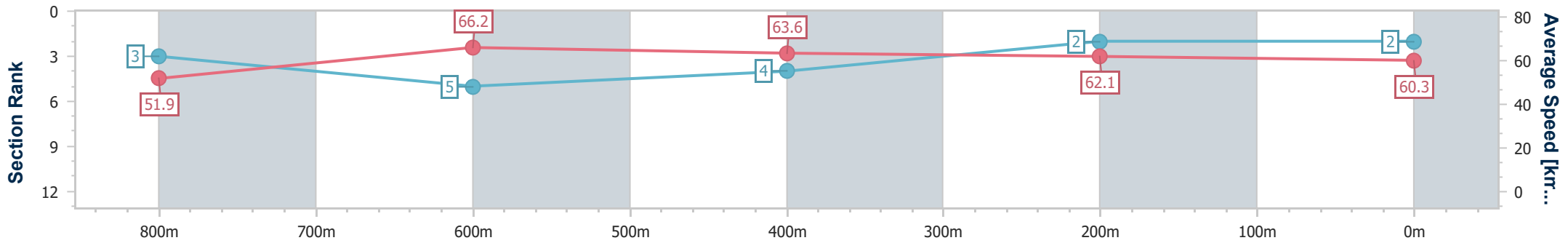
Horse/Jockey Name	Super League
Final Rank	2
Fastest Section Time (Section)	0:10.97 (800m)
Top Speed [km/h] (Section)	68.3 (Overall)
Race State	Finished



Toowoomba QLD Professional
 Race 6: LIVING TURF RATINGS BAND 0 - 62 Handicap - 1000m
 15 April 2023 - 19:20
 Track Rating: Good 4, Weather: Fine, Rail Position: +5m Entire



Section	Overall	800m	600m	400m	200m
Section Times	0:59.91 [2] (0:13.99)	0:45.92 [3] (0:10.97)	0:34.95 [5] (0:11.39)	0:23.56 [4] (0:11.65)	0:11.91 [2] (0:11.91)
Average Speed [km/h]	51.9	66.2	63.6	62.1	60.3
Top Speed [km/h]	68.3	67.6	65.8	63.8	60.7
Avg. Dist. to Rail [m]	4.4	1.9	1.2	1.5	0.8
Avg. Stride Freq. [Hz]	2.4	2.5	2.5	2.5	2.4
Avg. Stride Length [m]	6.1	7.2	7.1	6.9	6.9



- [] Ranking at each section and finish
- .-.- No data available at this section
- NA No data available



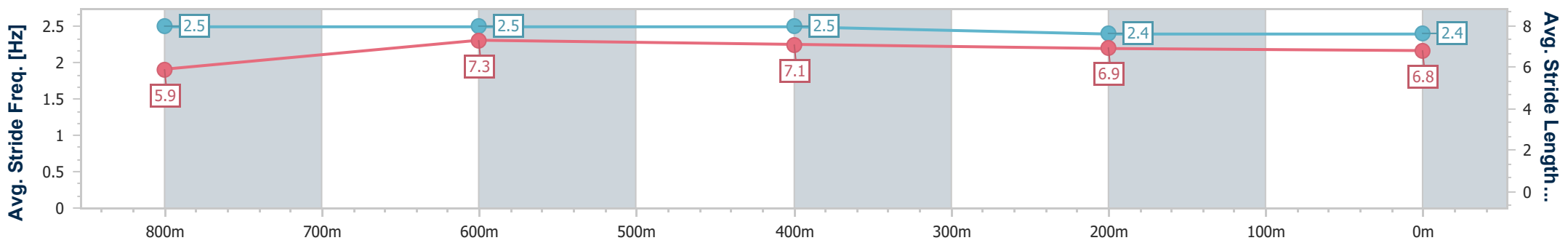
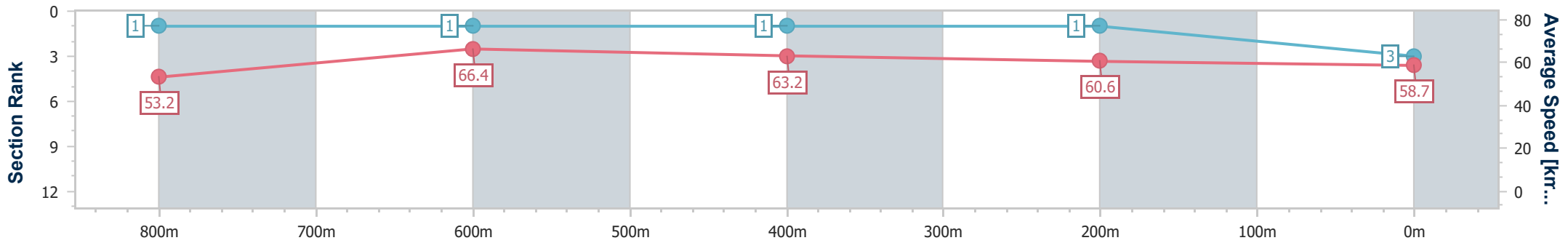
Horse/Jockey Name	Good Grab
Final Rank	3
Fastest Section Time (Section)	0:10.88 (800m)
Top Speed [km/h] (Section)	69.5 (Overall)
Race State	Finished



Toowoomba QLD Professional
 Race 6: LIVING TURF RATINGS BAND 0 - 62 Handicap - 1000m
 15 April 2023 - 19:20
 Track Rating: Good 4, Weather: Fine, Rail Position: +5m Entire



Section	Overall	800m	600m	400m	200m
Section Times	1:00.01 [3] (0:13.61)	0:46.40 [1] (0:10.88)	0:35.52 [1] (0:11.43)	0:24.09 [1] (0:11.85)	0:12.24 [1] (0:12.24)
Average Speed [km/h]	53.2	66.4	63.2	60.6	58.7
Top Speed [km/h]	69.5	69.0	64.7	62.2	60.8
Avg. Dist. to Rail [m]	4.5	1.2	0.9	0.3	0.7
Avg. Stride Freq. [Hz]	2.5	2.5	2.5	2.4	2.4
Avg. Stride Length [m]	5.9	7.3	7.1	6.9	6.8



- [] Ranking at each section and finish
- .-.- No data available at this section
- NA No data available



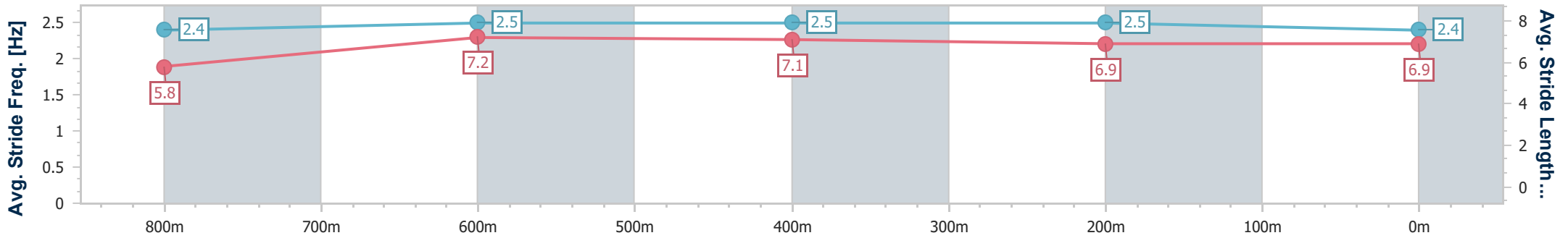
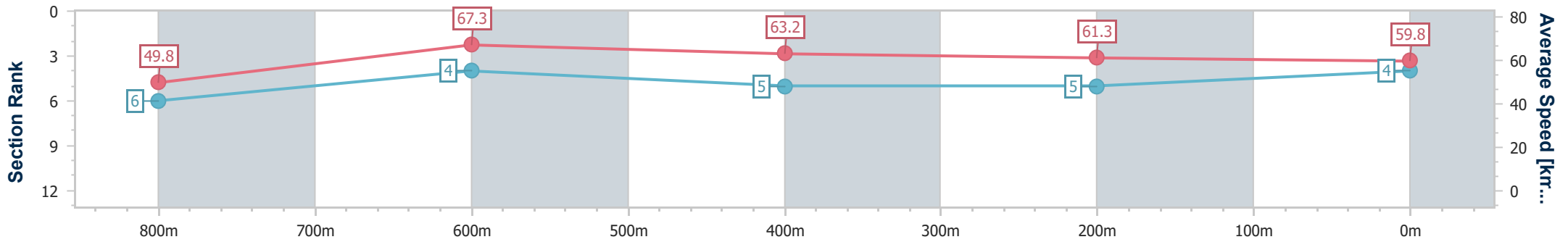
Horse/Jockey Name	Sam's A Natural
Final Rank	4
Fastest Section Time (Section)	0:10.61 (800m)
Top Speed [km/h] (Section)	68.8 (800m)
Race State	Finished



Toowoomba QLD Professional
 Race 6: LIVING TURF RATINGS BAND 0 - 62 Handicap - 1000m
 15 April 2023 - 19:20
 Track Rating: Good 4, Weather: Fine, Rail Position: +5m Entire



Section	Overall	800m	600m	400m	200m
Section Times	1:00.21 [4] (0:14.34)	0:45.87 [6] (0:10.61)	0:35.26 [4] (0:11.43)	0:23.83 [5] (0:11.81)	0:12.02 [5] (0:12.02)
Average Speed [km/h]	49.8	67.3	63.2	61.3	59.8
Top Speed [km/h]	67.6	68.8	66.0	62.0	61.8
Avg. Dist. to Rail [m]	2.1	2.2	0.9	2.0	1.3
Avg. Stride Freq. [Hz]	2.4	2.5	2.5	2.5	2.4
Avg. Stride Length [m]	5.8	7.2	7.1	6.9	6.9



- [] Ranking at each section and finish
- .-.- No data available at this section
- NA No data available



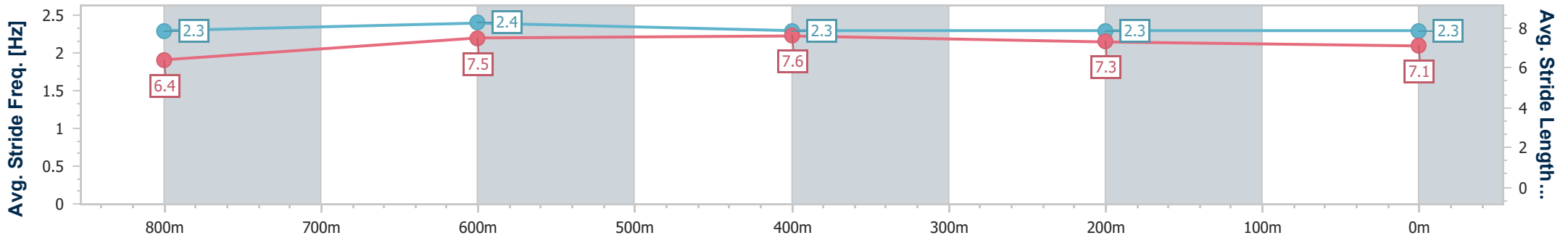
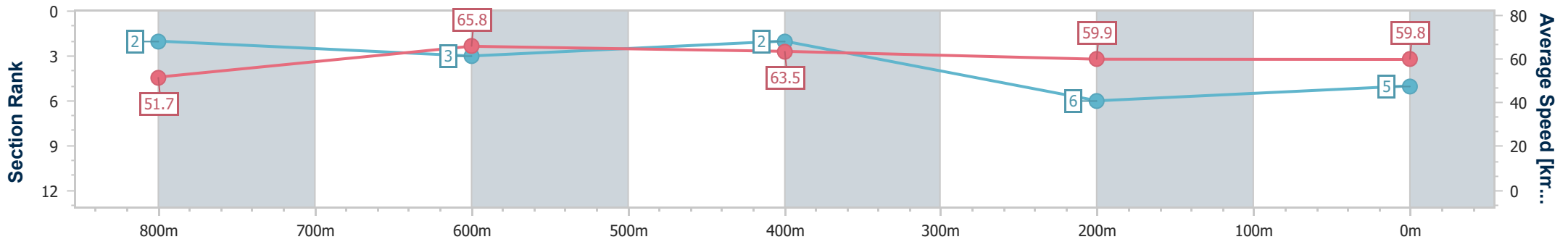
Horse/Jockey Name	Suniki
Final Rank	5
Fastest Section Time (Section)	0:10.93 (800m)
Top Speed [km/h] (Section)	67.8 (800m)
Race State	Finished



Toowoomba QLD Professional
 Race 6: LIVING TURF RATINGS BAND 0 - 62 Handicap - 1000m
 15 April 2023 - 19:20
 Track Rating: Good 4, Weather: Fine, Rail Position: +5m Entire



Section	Overall	800m	600m	400m	200m
Section Times	1:00.25 [5] (0:13.90)	0:46.35 [2] (0:10.93)	0:35.42 [3] (0:11.37)	0:24.05 [2] (0:12.01)	0:12.04 [6] (0:12.04)
Average Speed [km/h]	51.7	65.8	63.5	59.9	59.8
Top Speed [km/h]	66.9	67.8	66.2	60.7	59.9
Avg. Dist. to Rail [m]	1.2	0.4	0.2	0.3	1.1
Avg. Stride Freq. [Hz]	2.3	2.4	2.3	2.3	2.3
Avg. Stride Length [m]	6.4	7.5	7.6	7.3	7.1



- [] Ranking at each section and finish
- .-.- No data available at this section
- NA No data available



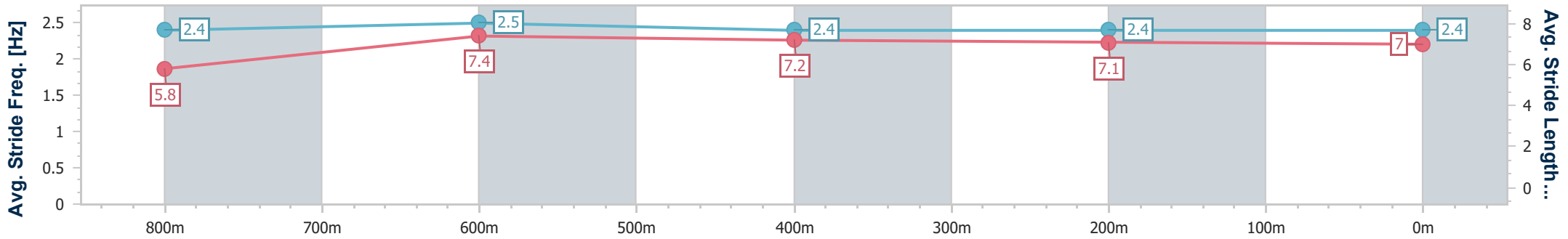
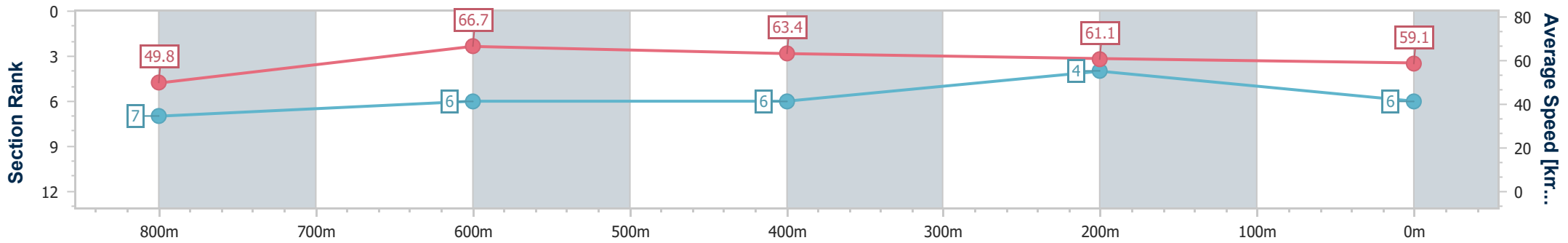
Horse/Jockey Name	Point Break
Final Rank	6
Fastest Section Time (Section)	0:10.75 (800m)
Top Speed [km/h] (Section)	69.1 (800m)
Race State	Finished



Toowoomba QLD Professional
 Race 6: LIVING TURF RATINGS BAND 0 - 62 Handicap - 1000m
 15 April 2023 - 19:20
 Track Rating: Good 4, Weather: Fine, Rail Position: +5m Entire



Section	Overall	800m	600m	400m	200m
Section Times	1:00.34 [6] (0:14.47)	0:45.87 [7] (0:10.75)	0:35.12 [6] (0:11.25)	0:23.87 [6] (0:11.71)	0:12.16 [4] (0:12.16)
Average Speed [km/h]	49.8	66.7	63.4	61.1	59.1
Top Speed [km/h]	67.1	69.1	68.2	62.4	62.0
Avg. Dist. to Rail [m]	4.1	1.1	1.4	1.6	0.5
Avg. Stride Freq. [Hz]	2.4	2.5	2.4	2.4	2.4
Avg. Stride Length [m]	5.8	7.4	7.2	7.1	7.0



- [] Ranking at each section and finish
- .-.- No data available at this section
- NA No data available



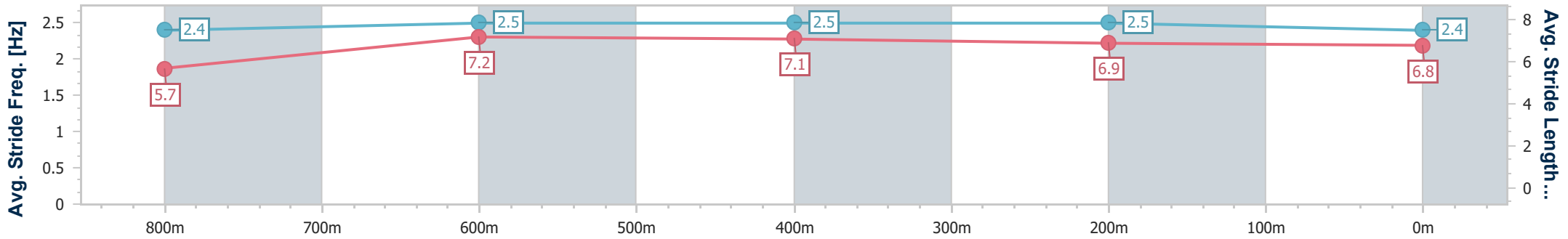
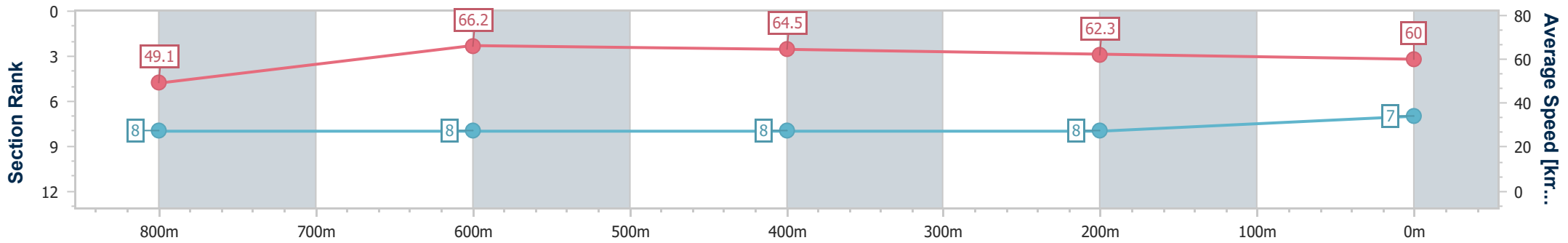
Horse/Jockey Name	Loveson
Final Rank	7
Fastest Section Time (Section)	0:10.83 (800m)
Top Speed [km/h] (Section)	68.2 (800m)
Race State	Finished



Toowoomba QLD Professional
 Race 6: LIVING TURF RATINGS BAND 0 - 62 Handicap - 1000m
 15 April 2023 - 19:20
 Track Rating: Good 4, Weather: Fine, Rail Position: +5m Entire



Section	Overall	800m	600m	400m	200m
Section Times	1:00.39 [7] (0:14.74)	0:45.65 [8] (0:10.83)	0:34.82 [8] (0:11.22)	0:23.60 [8] (0:11.61)	0:11.99 [8] (0:11.99)
Average Speed [km/h]	49.1	66.2	64.5	62.3	60.0
Top Speed [km/h]	66.2	68.2	67.0	63.1	62.6
Avg. Dist. to Rail [m]	4.6	0.8	0.8	2.1	1.9
Avg. Stride Freq. [Hz]	2.4	2.5	2.5	2.5	2.4
Avg. Stride Length [m]	5.7	7.2	7.1	6.9	6.8



- [] Ranking at each section and finish
- .-.- No data available at this section
- NA No data available



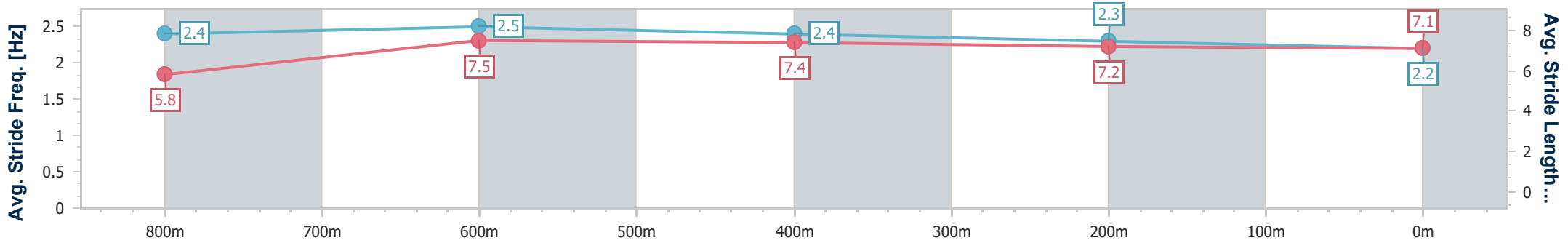
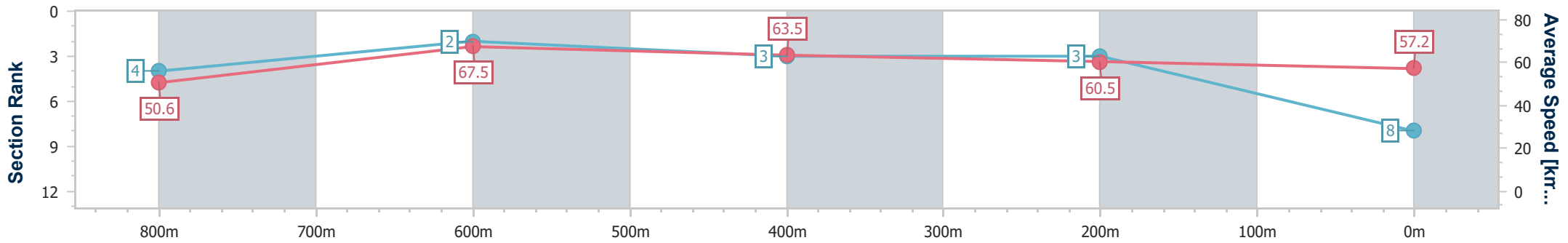
Horse/Jockey Name	Shock And Awe
Final Rank	8
Fastest Section Time (Section)	0:10.61 (800m)
Top Speed [km/h] (Section)	69.5 (Overall)
Race State	Finished



Toowoomba QLD Professional
 Race 6: LIVING TURF RATINGS BAND 0 - 62 Handicap - 1000m
 15 April 2023 - 19:20
 Track Rating: Good 4, Weather: Fine, Rail Position: +5m Entire



Section	Overall	800m	600m	400m	200m
Section Times	1:00.70 [8] (0:14.18)	0:46.52 [4] (0:10.61)	0:35.91 [2] (0:11.41)	0:24.50 [3] (0:11.93)	0:12.57 [3] (0:12.57)
Average Speed [km/h]	50.6	67.5	63.5	60.5	57.2
Top Speed [km/h]	69.5	68.7	66.9	62.5	59.4
Avg. Dist. to Rail [m]	2.7	1.7	1.3	0.4	0.5
Avg. Stride Freq. [Hz]	2.4	2.5	2.4	2.3	2.2
Avg. Stride Length [m]	5.8	7.5	7.4	7.2	7.1



- [] Ranking at each section and finish
- .-.- No data available at this section
- NA No data available



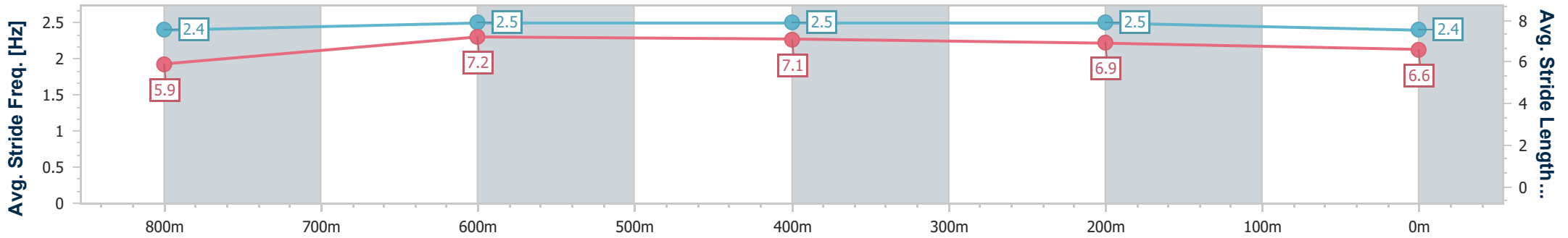
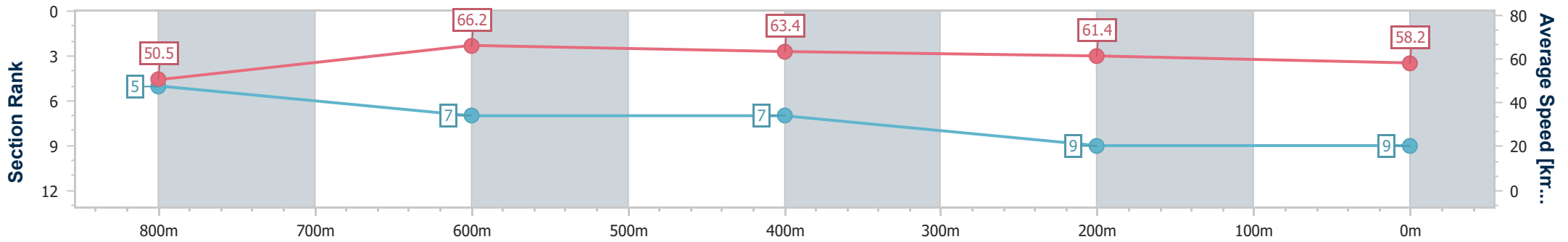
Horse/Jockey Name	Mofeed Warrior
Final Rank	9
Fastest Section Time (Section)	0:10.90 (800m)
Top Speed [km/h] (Section)	67.8 (Overall)
Race State	Finished



Toowoomba QLD Professional
 Race 6: LIVING TURF RATINGS BAND 0 - 62 Handicap - 1000m
 15 April 2023 - 19:20
 Track Rating: Good 4, Weather: Fine, Rail Position: +5m Entire



Section	Overall	800m	600m	400m	200m
Section Times	1:00.78 [9] (0:14.33)	0:46.45 [5] (0:10.90)	0:35.55 [7] (0:11.41)	0:24.14 [7] (0:11.78)	0:12.36 [9] (0:12.36)
Average Speed [km/h]	50.5	66.2	63.4	61.4	58.2
Top Speed [km/h]	67.8	67.5	66.4	62.9	59.6
Avg. Dist. to Rail [m]	2.8	0.8	0.6	1.9	2.2
Avg. Stride Freq. [Hz]	2.4	2.5	2.5	2.5	2.4
Avg. Stride Length [m]	5.9	7.2	7.1	6.9	6.6



- [] Ranking at each section and finish
- .-.- No data available at this section
- NA No data available