



Toowoomba QLD Professional

Race 7: MORT & CO BENCHMARK 60 Handicap - 1625m

15 April 2023 - 19:58



Track Rating: Good 4, Weather: Fine, Rail Position: +5m Entire

| Section | Overall | 1400m | 1200m | 1000m | 800m | 600m | 400m | Last 600m | | | | | | |
|-------------|----------------------|-------------------------------------|----------------------|----------------------|----------------------|--------------------------|--------------------------|--------------------------|--------------------------|--------------------------|--------------------------|--------------------------|---------|-----|
| Field Times | 1:40.91 (0:16.08) | 1:24.83 (0:11.41) | 1:13.42 (0:11.86) | 1:01.56 (0:12.27) | 0:49.29 (0:12.17) | 0:37.12 (0:12.24) | 0:24.88 (0:12.26) | 0:37.12 | | | | | | |
| Rank | TAB | Horse/Jockey | Barrier | Top Speed [km/h] | Fastest Section | | | | Distance Travelled [m] | | | | | |
| 1 | 5 | CRITICAL THINKER Tiffani Brooker | 4 | 66.1 Overall | 0:11.41 1400m | 1:40.91 [1] (0:16.08) | 1:24.83 [1] (0:11.41) | 1:13.42 [1] (0:11.86) | 1:01.56 [1] (0:12.27) | 0:49.29 [1] (0:12.17) | 0:37.12 [1] (0:12.24) | 0:24.88 [1] (0:12.26) | 0:37.12 | |
| 2 | 8 | UNCOMMON VALOUR Micheal Hellyer | 5 | 65.2 Overall | 0:11.39 1400m | 1:40.94 [2] (0:16.67) | 1:24.27 [4] (0:11.39) | 1:12.88 [4] (0:11.88) | 1:01.00 [5] (0:12.25) | 0:48.75 [5] (0:12.03) | 0:36.72 [4] (0:12.31) | 0:24.41 [4] (0:12.12) | 0:36.72 | +8 |
| 3 | 1 | GOT THE LOT Yvette Lewis | 1 | 66.1 Overall | 0:11.27 1400m | 1:41.42 [3] (0:16.58) | 1:24.84 [3] (0:11.27) | 1:13.57 [3] (0:11.90) | 1:01.67 [2] (0:12.21) | 0:49.46 [3] (0:12.07) | 0:37.39 [2] (0:12.34) | 0:25.05 [2] (0:12.42) | 0:37.39 | -5 |
| 4 | 3 | UNION SPIRIT Justin Stanley | 10 | 64.3 Overall | 0:11.49 1400m | 1:41.46 [4] (0:16.88) | 1:24.58 [6] (0:11.49) | 1:13.09 [6] (0:11.89) | 1:01.20 [6] (0:12.08) | 0:49.12 [6] (0:12.22) | 0:36.90 [7] (0:12.25) | 0:24.65 [6] (0:12.28) | 0:36.90 | +12 |
| 5 | 4 | ALIRAAJ Nathan Evans | 8 | 64.5 Overall | 0:11.30 1400m | 1:41.59 [5] (0:17.40) | 1:24.19 [8] (0:11.30) | 1:12.89 [8] (0:11.83) | 1:01.06 [8] (0:12.18) | 0:48.88 [8] (0:12.08) | 0:36.80 [8] (0:12.19) | 0:24.61 [7] (0:12.26) | 0:36.80 | +4 |
| 6 | 2 | FREEDOM AVENUE Jake Molloy | 3 | 65.6 Overall | 0:11.39 1400m | 1:41.92 [6] (0:16.40) | 1:25.52 [2] (0:11.39) | 1:14.13 [2] (0:11.97) | 1:02.16 [3] (0:12.12) | 0:50.04 [2] (0:12.18) | 0:37.86 [3] (0:12.41) | 0:25.45 [3] (0:12.58) | 0:37.86 | +4 |
| 7 | 7 | IRISH SALLY Gary Geran | 9 | 65.7 Overall | 0:11.44 1400m | 1:41.99 [7] (0:17.17) | 1:24.82 [7] (0:11.44) | 1:13.38 [7] (0:11.80) | 1:01.58 [7] (0:12.06) | 0:49.52 [7] (0:12.10) | 0:37.42 [6] (0:12.38) | 0:25.04 [8] (0:12.44) | 0:37.42 | +3 |
| 8 | 6 | SIMON SAYS Luke Tarrant | 6 | 65.0 Overall | 0:11.36 1400m | 1:42.35 [8] (0:16.81) | 1:25.54 [5] (0:11.36) | 1:14.18 [5] (0:11.82) | 1:02.36 [4] (0:12.16) | 0:50.20 [4] (0:12.20) | 0:38.00 [5] (0:12.40) | 0:25.60 [5] (0:12.55) | 0:38.00 | -4 |

Scratched: Idling By (#9), Midnight Boom (#10), Star Diva (#11)

[] Ranking at each section and finish
 -:-:- No data available at this section
 NA No data available

SCN Saddle cloth number
 DNF Did not finish
 DNT Did not track



Toowoomba QLD Professional
Race 7: MORT & CO BENCHMARK 60 Handicap - 1625m
15 April 2023 - 19:58



Track Rating: Good 4, Weather: Fine, Rail Position: +5m Entire

| Section | | | | 200m | | | | Last 600m | |
|-------------|-----|--|---------|----------------------|------------------|--------------------------|---------|-----------|------------------------|
| Field Times | | | | 0:12.62 (0:12.62) | | | | 0:37.12 | |
| Rank | TAB | Horse/Jockey | Barrier | Top Speed [km/h] | Fastest Section | Margin | | | Distance Travelled [m] |
| 1 | 5 | CRITICAL THINKER Tiffani Brooker | 4 | 66.1 Overall | 0:11.41 1400m | 0:12.62 [1] (0:12.62) | 1:40.91 | | 0:37.12 |
| 2 | 8 | UNCOMMON VALOUR Micheal Hellyer | 5 | 65.2 Overall | 0:11.39 1400m | 0:12.29 [2] (0:12.29) | 0.2L | | 0:36.72 +8 |
| 3 | 1 | GOT THE LOT Yvette Lewis | 1 | 66.1 Overall | 0:11.27 1400m | 0:12.63 [3] (0:12.63) | 3L | | 0:37.39 -5 |
| 4 | 3 | UNION SPIRIT Justin Stanley | 10 | 64.3 Overall | 0:11.49 1400m | 0:12.37 [5] (0:12.37) | 3.2L | | 0:36.90 +12 |
| 5 | 4 | ALIRAAJ Nathan Evans | 8 | 64.5 Overall | 0:11.30 1400m | 0:12.35 [6] (0:12.35) | 4L | | 0:36.80 +4 |
| 6 | 2 | FREEDOM AVENUE Jake Molloy | 3 | 65.6 Overall | 0:11.39 1400m | 0:12.87 [4] (0:12.87) | 5.8L | | 0:37.86 +4 |
| 7 | 7 | IRISH SALLY Gary Geran | 9 | 65.7 Overall | 0:11.44 1400m | 0:12.60 [8] (0:12.60) | 6.1L | | 0:37.42 +3 |
| 8 | 6 | SIMON SAYS Luke Tarrant | 6 | 65.0 Overall | 0:11.36 1400m | 0:13.05 [7] (0:13.05) | 8.1L | | 0:38.00 -4 |

Scratched: Idling By (#9), Midnight Boom (#10), Star Diva (#11)

[] Ranking at each section and finish
 -:-:- No data available at this section
 NA No data available

SCN Saddle cloth number
 DNF Did not finish
 DNT Did not track



| | |
|--------------------------------|------------------|
| Horse/Jockey Name | Critical Thinker |
| Final Rank | 1 |
| Fastest Section Time (Section) | 0:11.41 (1400m) |
| Top Speed [km/h] (Section) | 66.1 (Overall) |
| Race State | Finished |



Toowoomba QLD Professional

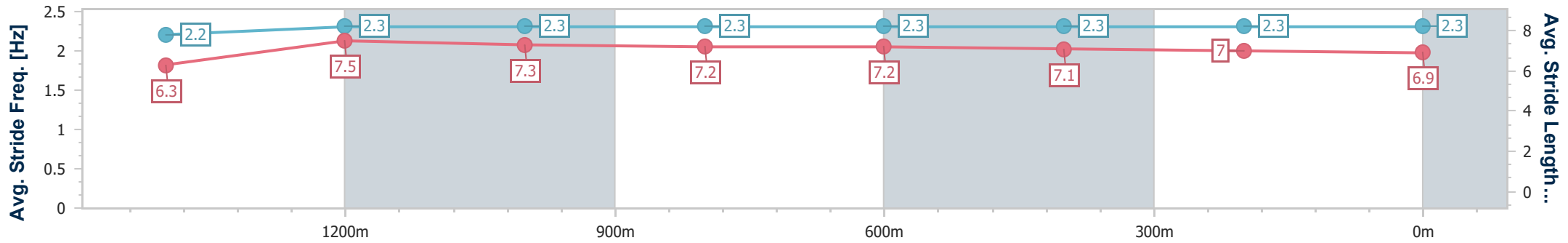
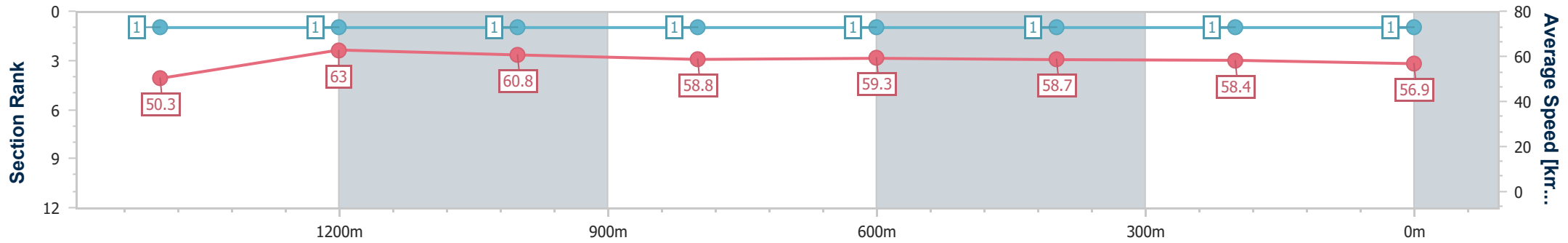
Race 7: MORT & CO BENCHMARK 60 Handicap - 1625m

15 April 2023 - 19:58



Track Rating: Good 4, Weather: Fine, Rail Position: +5m Entire

| Section | Overall | 1400m | 1200m | 1000m | 800m | 600m | 400m | 200m |
|------------------------|--------------------------|--------------------------|--------------------------|--------------------------|--------------------------|--------------------------|--------------------------|--------------------------|
| Section Times | 1:40.91 [1] (0:16.08) | 1:24.83 [1] (0:11.41) | 1:13.42 [1] (0:11.86) | 1:01.56 [1] (0:12.27) | 0:49.29 [1] (0:12.17) | 0:37.12 [1] (0:12.24) | 0:24.88 [1] (0:12.26) | 0:12.62 [1] (0:12.62) |
| Average Speed [km/h] | 50.3 | 63.0 | 60.8 | 58.8 | 59.3 | 58.7 | 58.4 | 56.9 |
| Top Speed [km/h] | 66.1 | 65.3 | 62.1 | 59.6 | 60.0 | 59.9 | 59.1 | 57.7 |
| Avg. Dist. to Rail [m] | 3.8 | 0.9 | 0.8 | 0.4 | 0.8 | 0.5 | 1.6 | 1.1 |
| Avg. Stride Freq. [Hz] | 2.2 | 2.3 | 2.3 | 2.3 | 2.3 | 2.3 | 2.3 | 2.3 |
| Avg. Stride Length [m] | 6.3 | 7.5 | 7.3 | 7.2 | 7.2 | 7.1 | 7.0 | 6.9 |



- [] Ranking at each section and finish
- .-.- No data available at this section
- NA No data available



| | |
|--------------------------------|-----------------|
| Horse/Jockey Name | Uncommon Valour |
| Final Rank | 2 |
| Fastest Section Time (Section) | 0:11.39 (1400m) |
| Top Speed [km/h] (Section) | 65.2 (Overall) |
| Race State | Finished |



Toowoomba QLD Professional

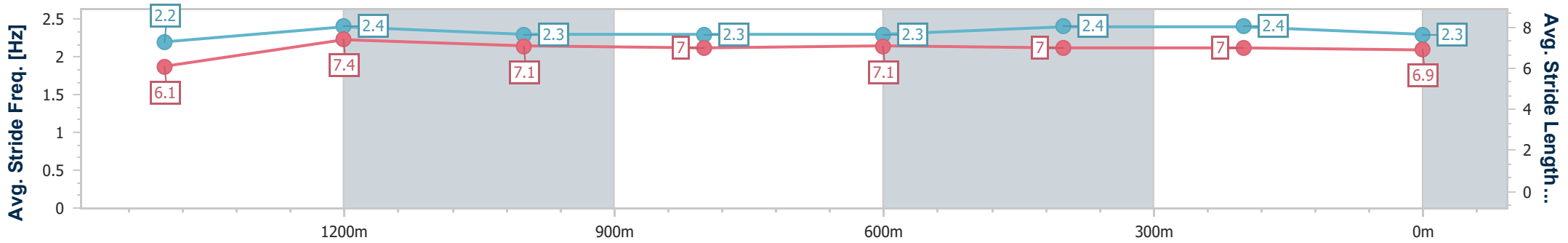
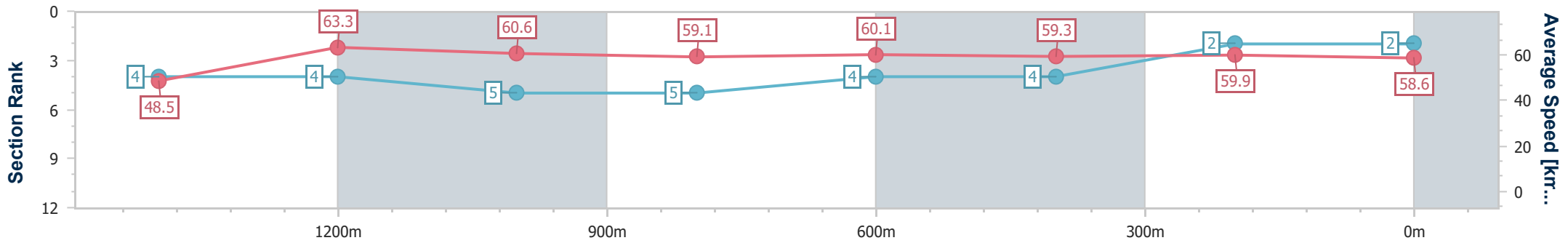
Race 7: MORT & CO BENCHMARK 60 Handicap - 1625m

15 April 2023 - 19:58



Track Rating: Good 4, Weather: Fine, Rail Position: +5m Entire

| Section | Overall | 1400m | 1200m | 1000m | 800m | 600m | 400m | 200m |
|------------------------|--------------------------|--------------------------|--------------------------|--------------------------|--------------------------|--------------------------|--------------------------|--------------------------|
| Section Times | 1:40.94 [2] (0:16.67) | 1:24.27 [4] (0:11.39) | 1:12.88 [4] (0:11.88) | 1:01.00 [5] (0:12.25) | 0:48.75 [5] (0:12.03) | 0:36.72 [4] (0:12.31) | 0:24.41 [4] (0:12.12) | 0:12.29 [2] (0:12.29) |
| Average Speed [km/h] | 48.5 | 63.3 | 60.6 | 59.1 | 60.1 | 59.3 | 59.9 | 58.6 |
| Top Speed [km/h] | 65.2 | 64.5 | 62.2 | 59.5 | 61.0 | 60.3 | 60.8 | 59.5 |
| Avg. Dist. to Rail [m] | 3.8 | 0.8 | 1.2 | 0.8 | 1.7 | 2.9 | 1.9 | 1.9 |
| Avg. Stride Freq. [Hz] | 2.2 | 2.4 | 2.3 | 2.3 | 2.3 | 2.4 | 2.4 | 2.3 |
| Avg. Stride Length [m] | 6.1 | 7.4 | 7.1 | 7.0 | 7.1 | 7.0 | 7.0 | 6.9 |



- [] Ranking at each section and finish
- .-.- No data available at this section
- NA No data available



| | |
|--------------------------------|-----------------|
| Horse/Jockey Name | Got The Lot |
| Final Rank | 3 |
| Fastest Section Time (Section) | 0:11.27 (1400m) |
| Top Speed [km/h] (Section) | 66.1 (Overall) |
| Race State | Finished |



Toowoomba QLD Professional

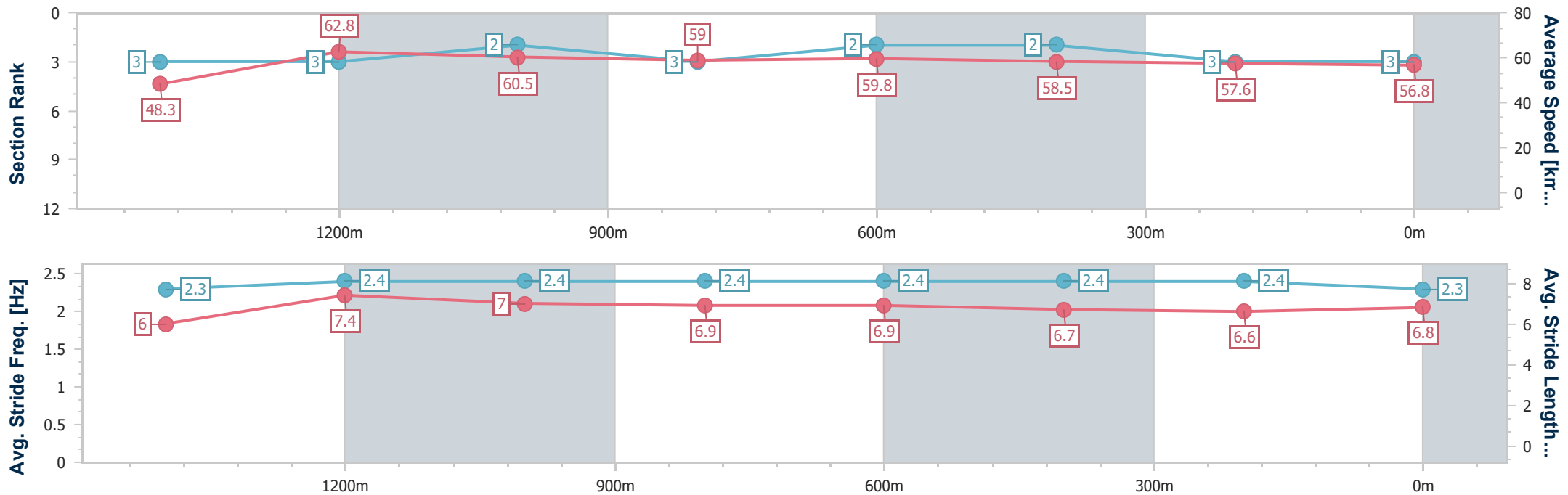
Race 7: MORT & CO BENCHMARK 60 Handicap - 1625m

15 April 2023 - 19:58



Track Rating: Good 4, Weather: Fine, Rail Position: +5m Entire

| Section | Overall | 1400m | 1200m | 1000m | 800m | 600m | 400m | 200m |
|------------------------|--------------------------|--------------------------|--------------------------|--------------------------|--------------------------|--------------------------|--------------------------|--------------------------|
| Section Times | 1:41.42 [3] (0:16.58) | 1:24.84 [3] (0:11.27) | 1:13.57 [3] (0:11.90) | 1:01.67 [2] (0:12.21) | 0:49.46 [3] (0:12.07) | 0:37.39 [2] (0:12.34) | 0:25.05 [2] (0:12.42) | 0:12.63 [3] (0:12.63) |
| Average Speed [km/h] | 48.3 | 62.8 | 60.5 | 59.0 | 59.8 | 58.5 | 57.6 | 56.8 |
| Top Speed [km/h] | 66.1 | 65.8 | 62.3 | 60.0 | 61.2 | 59.0 | 58.0 | 57.6 |
| Avg. Dist. to Rail [m] | 6.1 | 3.2 | 0.3 | 0.3 | 1.3 | 1.1 | 1.7 | 1.1 |
| Avg. Stride Freq. [Hz] | 2.3 | 2.4 | 2.4 | 2.4 | 2.4 | 2.4 | 2.4 | 2.3 |
| Avg. Stride Length [m] | 6.0 | 7.4 | 7.0 | 6.9 | 6.9 | 6.7 | 6.6 | 6.8 |



- [] Ranking at each section and finish
- .-.- No data available at this section
- NA No data available



| | |
|--------------------------------|-----------------|
| Horse/Jockey Name | Union Spirit |
| Final Rank | 4 |
| Fastest Section Time (Section) | 0:11.49 (1400m) |
| Top Speed [km/h] (Section) | 64.3 (Overall) |
| Race State | Finished |



Toowoomba QLD Professional

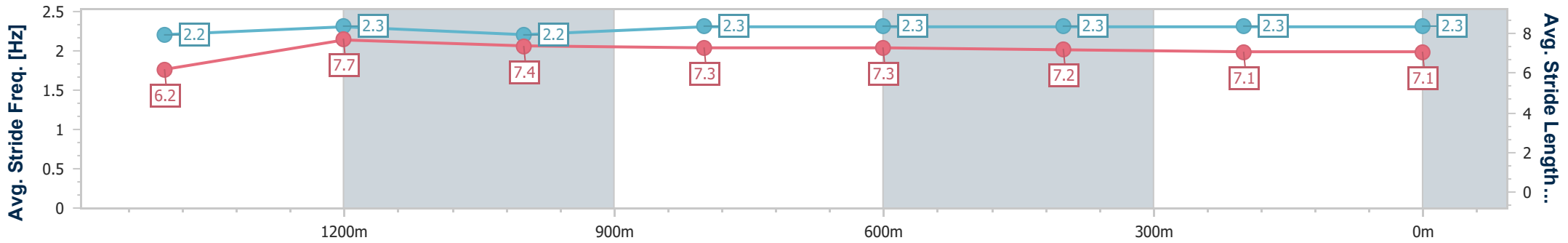
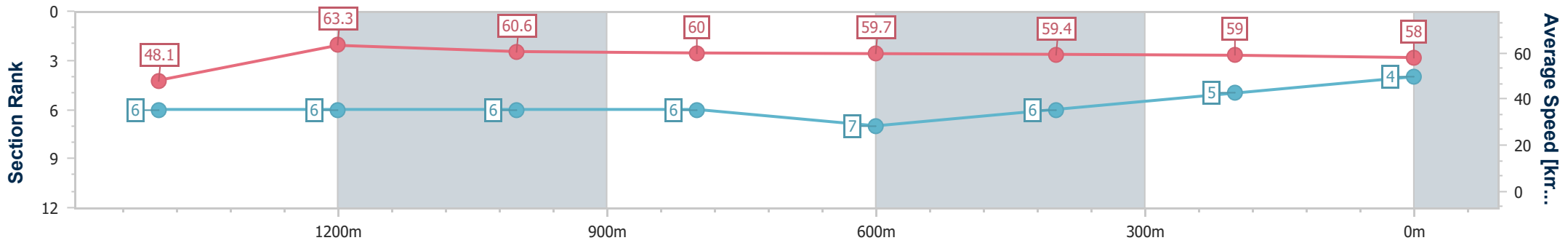
Race 7: MORT & CO BENCHMARK 60 Handicap - 1625m

15 April 2023 - 19:58



Track Rating: Good 4, Weather: Fine, Rail Position: +5m Entire

| Section | Overall | 1400m | 1200m | 1000m | 800m | 600m | 400m | 200m |
|------------------------|--------------------------|--------------------------|--------------------------|--------------------------|--------------------------|--------------------------|--------------------------|--------------------------|
| Section Times | 1:41.46 [4] (0:16.88) | 1:24.58 [6] (0:11.49) | 1:13.09 [6] (0:11.89) | 1:01.20 [6] (0:12.08) | 0:49.12 [6] (0:12.22) | 0:36.90 [7] (0:12.25) | 0:24.65 [6] (0:12.28) | 0:12.37 [5] (0:12.37) |
| Average Speed [km/h] | 48.1 | 63.3 | 60.6 | 60.0 | 59.7 | 59.4 | 59.0 | 58.0 |
| Top Speed [km/h] | 64.3 | 64.3 | 62.0 | 60.5 | 60.3 | 60.3 | 59.9 | 58.5 |
| Avg. Dist. to Rail [m] | 4.6 | 1.7 | 1.5 | 1.4 | 3.5 | 2.1 | 2.2 | 3.3 |
| Avg. Stride Freq. [Hz] | 2.2 | 2.3 | 2.2 | 2.3 | 2.3 | 2.3 | 2.3 | 2.3 |
| Avg. Stride Length [m] | 6.2 | 7.7 | 7.4 | 7.3 | 7.3 | 7.2 | 7.1 | 7.1 |



- [] Ranking at each section and finish
- .-.- No data available at this section
- NA No data available



| | |
|--------------------------------|-----------------|
| Horse/Jockey Name | Aliraaj |
| Final Rank | 5 |
| Fastest Section Time (Section) | 0:11.30 (1400m) |
| Top Speed [km/h] (Section) | 64.5 (Overall) |
| Race State | Finished |



Toowoomba QLD Professional

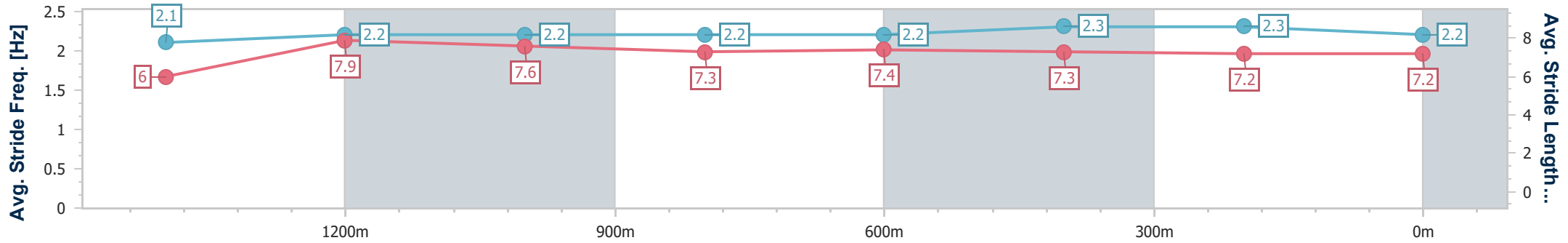
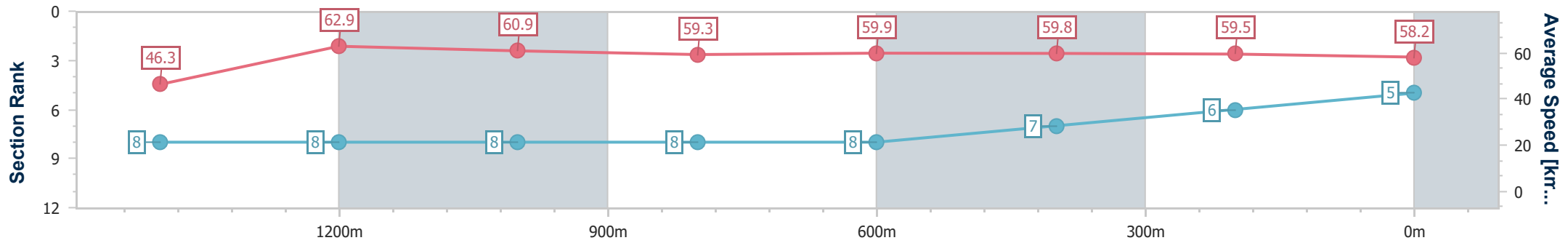
Race 7: MORT & CO BENCHMARK 60 Handicap - 1625m

15 April 2023 - 19:58



Track Rating: Good 4, Weather: Fine, Rail Position: +5m Entire

| Section | Overall | 1400m | 1200m | 1000m | 800m | 600m | 400m | 200m | | | | | |
|------------------------|--------------------------|--------------------------|--------------------------|--------------------------|--------------------------|--------------------------|--------------------------|--------------------------|--|--|--|--|--|
| Section Times | 1:41.59 [5] (0:17.40) | 1:24.19 [8] (0:11.30) | 1:12.89 [8] (0:11.83) | 1:01.06 [8] (0:12.18) | 0:48.88 [8] (0:12.08) | 0:36.80 [8] (0:12.19) | 0:24.61 [7] (0:12.26) | 0:12.35 [6] (0:12.35) | | | | | |
| Average Speed [km/h] | 46.3 | 62.9 | 60.9 | 59.3 | 59.9 | 59.8 | 59.5 | 58.2 | | | | | |
| Top Speed [km/h] | 64.5 | 64.1 | 62.3 | 61.1 | 61.3 | 60.8 | 60.3 | 59.4 | | | | | |
| Avg. Dist. to Rail [m] | 6.2 | 2.3 | 1.3 | 1.2 | 1.9 | 2.2 | 3.9 | 5.3 | | | | | |
| Avg. Stride Freq. [Hz] | 2.1 | 2.2 | 2.2 | 2.2 | 2.2 | 2.3 | 2.3 | 2.2 | | | | | |
| Avg. Stride Length [m] | 6.0 | 7.9 | 7.6 | 7.3 | 7.4 | 7.3 | 7.2 | 7.2 | | | | | |



- [] Ranking at each section and finish
- .-.- No data available at this section
- NA No data available



| | |
|--------------------------------|-----------------|
| Horse/Jockey Name | Freedom Avenue |
| Final Rank | 6 |
| Fastest Section Time (Section) | 0:11.39 (1400m) |
| Top Speed [km/h] (Section) | 65.6 (Overall) |
| Race State | Finished |



Toowoomba QLD Professional

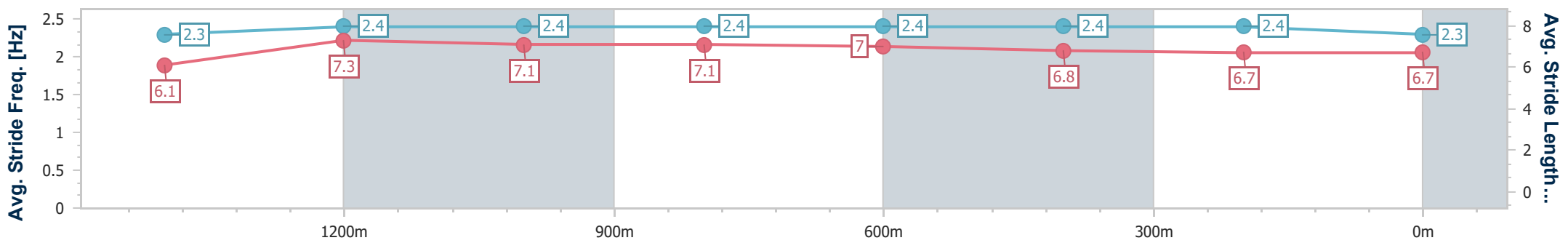
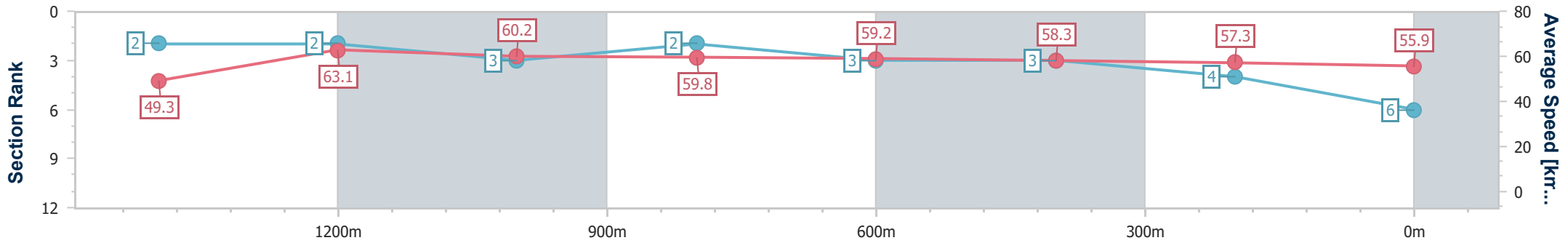
Race 7: MORT & CO BENCHMARK 60 Handicap - 1625m

15 April 2023 - 19:58



Track Rating: Good 4, Weather: Fine, Rail Position: +5m Entire

| Section | Overall | 1400m | 1200m | 1000m | 800m | 600m | 400m | 200m |
|------------------------|--------------------------|--------------------------|--------------------------|--------------------------|--------------------------|--------------------------|--------------------------|--------------------------|
| Section Times | 1:41.92 [6] (0:16.40) | 1:25.52 [2] (0:11.39) | 1:14.13 [2] (0:11.97) | 1:02.16 [3] (0:12.12) | 0:50.04 [2] (0:12.18) | 0:37.86 [3] (0:12.41) | 0:25.45 [3] (0:12.58) | 0:12.87 [4] (0:12.87) |
| Average Speed [km/h] | 49.3 | 63.1 | 60.2 | 59.8 | 59.2 | 58.3 | 57.3 | 55.9 |
| Top Speed [km/h] | 65.6 | 65.0 | 61.5 | 60.6 | 60.7 | 59.6 | 58.7 | 56.8 |
| Avg. Dist. to Rail [m] | 3.0 | 0.6 | 1.3 | 1.3 | 1.3 | 0.8 | 0.3 | 0.6 |
| Avg. Stride Freq. [Hz] | 2.3 | 2.4 | 2.4 | 2.4 | 2.4 | 2.4 | 2.4 | 2.3 |
| Avg. Stride Length [m] | 6.1 | 7.3 | 7.1 | 7.1 | 7.0 | 6.8 | 6.7 | 6.7 |



- [] Ranking at each section and finish
- .-.- No data available at this section
- NA No data available



| | |
|--------------------------------|-----------------|
| Horse/Jockey Name | Irish Sally |
| Final Rank | 7 |
| Fastest Section Time (Section) | 0:11.44 (1400m) |
| Top Speed [km/h] (Section) | 65.7 (Overall) |
| Race State | Finished |



Toowoomba QLD Professional

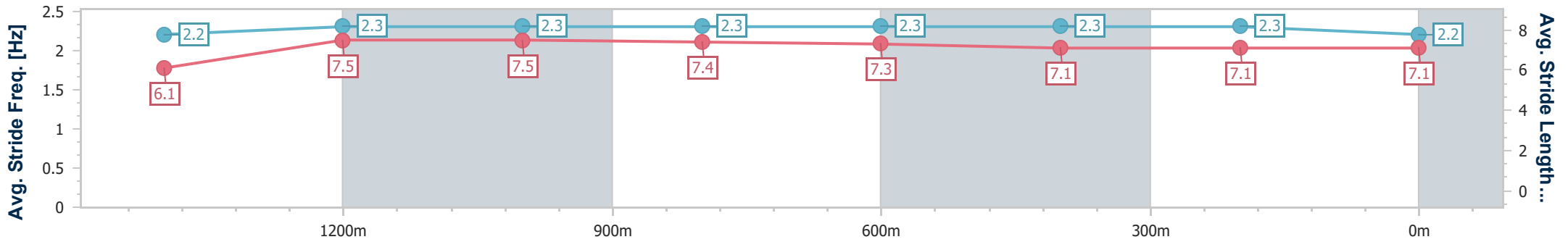
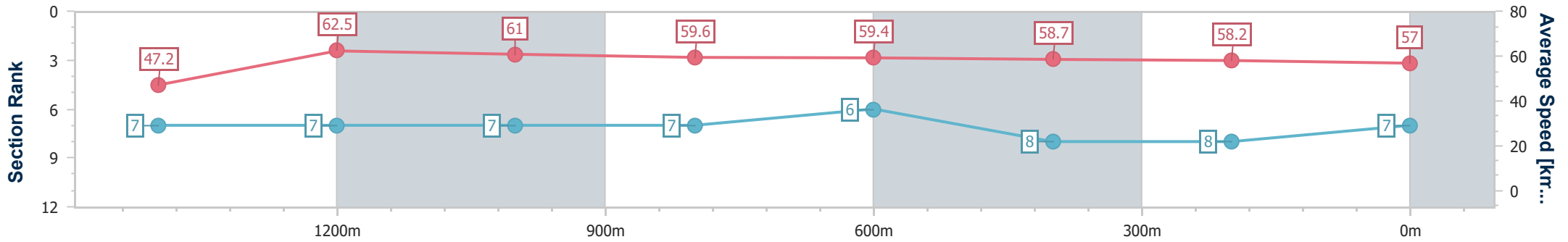
Race 7: MORT & CO BENCHMARK 60 Handicap - 1625m

15 April 2023 - 19:58



Track Rating: Good 4, Weather: Fine, Rail Position: +5m Entire

| Section | Overall | 1400m | 1200m | 1000m | 800m | 600m | 400m | 200m | | | | | |
|------------------------|--------------------------|--------------------------|--------------------------|--------------------------|--------------------------|--------------------------|--------------------------|--------------------------|--|--|--|--|--|
| Section Times | 1:41.99 [7] (0:17.17) | 1:24.82 [7] (0:11.44) | 1:13.38 [7] (0:11.80) | 1:01.58 [7] (0:12.06) | 0:49.52 [7] (0:12.10) | 0:37.42 [6] (0:12.38) | 0:25.04 [8] (0:12.44) | 0:12.60 [8] (0:12.60) | | | | | |
| Average Speed [km/h] | 47.2 | 62.5 | 61.0 | 59.6 | 59.4 | 58.7 | 58.2 | 57.0 | | | | | |
| Top Speed [km/h] | 65.7 | 63.9 | 62.3 | 61.2 | 60.4 | 59.7 | 58.9 | 58.1 | | | | | |
| Avg. Dist. to Rail [m] | 5.0 | 0.9 | 0.4 | 0.5 | 0.6 | 1.5 | 2.4 | 4.9 | | | | | |
| Avg. Stride Freq. [Hz] | 2.2 | 2.3 | 2.3 | 2.3 | 2.3 | 2.3 | 2.3 | 2.2 | | | | | |
| Avg. Stride Length [m] | 6.1 | 7.5 | 7.5 | 7.4 | 7.3 | 7.1 | 7.1 | 7.1 | | | | | |



- [] Ranking at each section and finish
- .-.- No data available at this section
- NA No data available



| | |
|--------------------------------|-----------------|
| Horse/Jockey Name | Simon Says |
| Final Rank | 8 |
| Fastest Section Time (Section) | 0:11.36 (1400m) |
| Top Speed [km/h] (Section) | 65.0 (Overall) |
| Race State | Finished |



Toowoomba QLD Professional

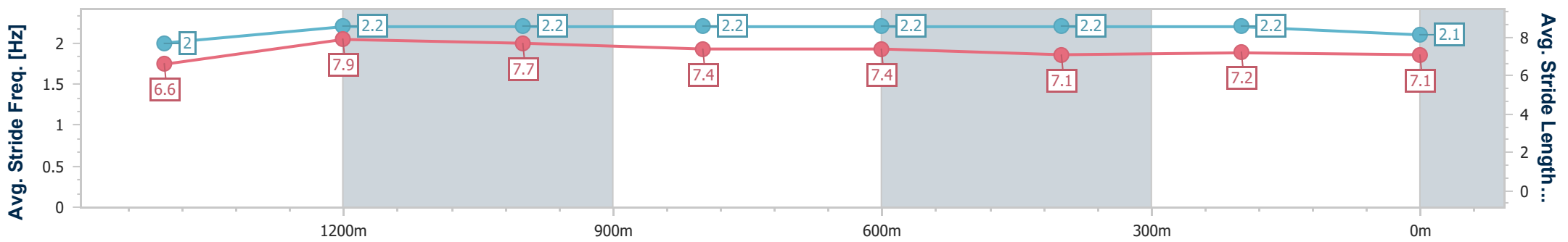
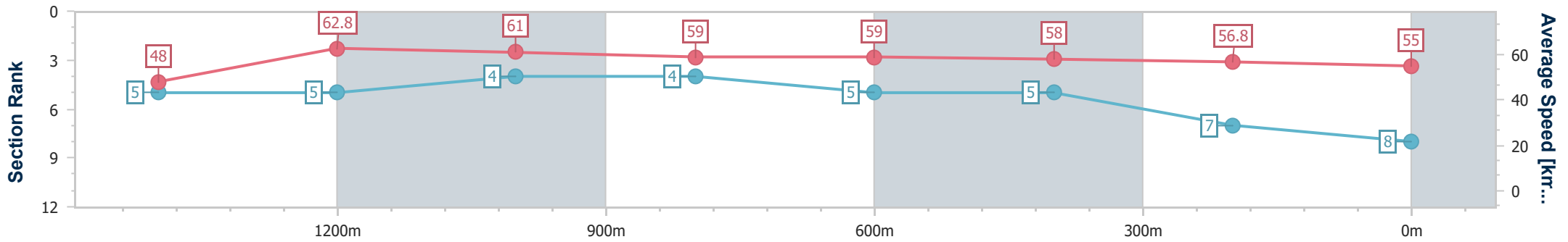
Race 7: MORT & CO BENCHMARK 60 Handicap - 1625m

15 April 2023 - 19:58



Track Rating: Good 4, Weather: Fine, Rail Position: +5m Entire

| Section | Overall | 1400m | 1200m | 1000m | 800m | 600m | 400m | 200m | | | | |
|------------------------|--------------------------|--------------------------|--------------------------|--------------------------|--------------------------|--------------------------|--------------------------|--------------------------|--|--|--|--|
| Section Times | 1:42.35 [8] (0:16.81) | 1:25.54 [5] (0:11.36) | 1:14.18 [5] (0:11.82) | 1:02.36 [4] (0:12.16) | 0:50.20 [4] (0:12.20) | 0:38.00 [5] (0:12.40) | 0:25.60 [5] (0:12.55) | 0:13.05 [7] (0:13.05) | | | | |
| Average Speed [km/h] | 48.0 | 62.8 | 61.0 | 59.0 | 59.0 | 58.0 | 56.8 | 55.0 | | | | |
| Top Speed [km/h] | 65.0 | 64.3 | 62.9 | 60.3 | 60.6 | 59.6 | 57.8 | 56.1 | | | | |
| Avg. Dist. to Rail [m] | 4.6 | 1.5 | 0.9 | 1.5 | 0.6 | 1.0 | 2.7 | 1.7 | | | | |
| Avg. Stride Freq. [Hz] | 2.0 | 2.2 | 2.2 | 2.2 | 2.2 | 2.2 | 2.2 | 2.1 | | | | |
| Avg. Stride Length [m] | 6.6 | 7.9 | 7.7 | 7.4 | 7.4 | 7.1 | 7.2 | 7.1 | | | | |



- [] Ranking at each section and finish
- .-.- No data available at this section
- NA No data available