



Toowoomba QLD Professional
Race 9: HARVEY NORMAN COMMERCIAL TOOWOOMBA BENCHMARK
70 Handicap - 1050m
15 April 2023 - 21:34



Track Rating: Good 4, Weather: Fine, Rail Position: +5m Entire

Section		Overall	1000m	800m	600m	400m	200m	Last 600m					
Field Times		1:02.71 (0:04.94)	0:57.77 (0:11.90)	0:45.87 (0:11.15)	0:34.72 (0:11.57)	0:23.15 (0:11.58)	0:11.57 (0:11.57)	0:34.72					
Rank	TAB Horse/Jockey	Barrier	Top Speed [km/h]	Fastest Section	Margin							Distance Travelled [m]	
1	2 TURBOART Justin Stanley	7	64.9 800m	0:04.94 Overall	1:02.71 [1] (0:04.94)	0:57.77 [1] (0:11.90)	0:45.87 [1] (0:11.15)	0:34.72 [1] (0:11.57)	0:23.15 [1] (0:11.58)	0:11.57 [1] (0:11.57)	1:02.71	0:34.72	
2	6 ORSETTO Nozi Tomizawa	2	65.1 800m	0:05.06 Overall	1:02.96 [2] (0:05.06)	0:57.90 [2] (0:12.05)	0:45.85 [3] (0:11.27)	0:34.58 [3] (0:11.50)	0:23.08 [3] (0:11.51)	0:11.57 [3] (0:11.57)	1.3L	0:34.58	+3
3	7 ILIKEIT ILOVEIT Kenji Yoshida	3	65.4 800m	0:05.28 Overall	1:03.00 [3] (0:05.28)	0:57.72 [5] (0:12.02)	0:45.70 [5] (0:11.29)	0:34.41 [5] (0:11.57)	0:22.84 [6] (0:11.37)	0:11.47 [5] (0:11.47)	1.5L	0:34.41	+3
4	1 INCOMPARABLE Micheal Hellyer	4	65.2 600m	0:05.44 Overall	1:03.02 [4] (0:05.44)	0:57.58 [6] (0:11.95)	0:45.63 [6] (0:11.34)	0:34.29 [6] (0:11.52)	0:22.77 [5] (0:11.37)	0:11.40 [6] (0:11.40)	1.6L	0:34.29	+9
5	5 HARRYANDTHETIGER Shannon Apthorpe	5	66.0 800m	0:05.68 Overall	1:03.17 [5] (0:05.68)	0:57.49 [7] (0:11.99)	0:45.50 [7] (0:11.30)	0:34.20 [7] (0:11.50)	0:22.70 [7] (0:11.19)	0:11.51 [7] (0:11.51)	2.4L	0:34.20	+3
6	4 MOST DAZZLING Georgina Cartwright	6	64.7 800m	0:05.21 Overall	1:03.29 [6] (0:05.21)	0:58.08 [4] (0:11.68)	0:46.40 [2] (0:11.29)	0:35.11 [2] (0:11.52)	0:23.59 [2] (0:11.57)	0:12.02 [2] (0:12.02)	2.9L	0:35.11	+2
7	3 VAST KAMA Luke Tarrant	1	65.8 800m	0:05.21 Overall	1:03.31 [7] (0:05.21)	0:58.10 [3] (0:11.97)	0:46.13 [4] (0:11.25)	0:34.88 [4] (0:11.52)	0:23.36 [4] (0:11.48)	0:11.88 [4] (0:11.88)	3L	0:34.88	+2

[] Ranking at each section and finish
 -:-:- No data available at this section
 NA No data available

SCN Saddle cloth number
 DNF Did not finish
 DNT Did not track



Horse/Jockey Name	Turboart
Final Rank	1
Fastest Section Time (Section)	0:04.94 (Overall)
Top Speed [km/h] (Section)	64.9 (800m)
Race State	Finished



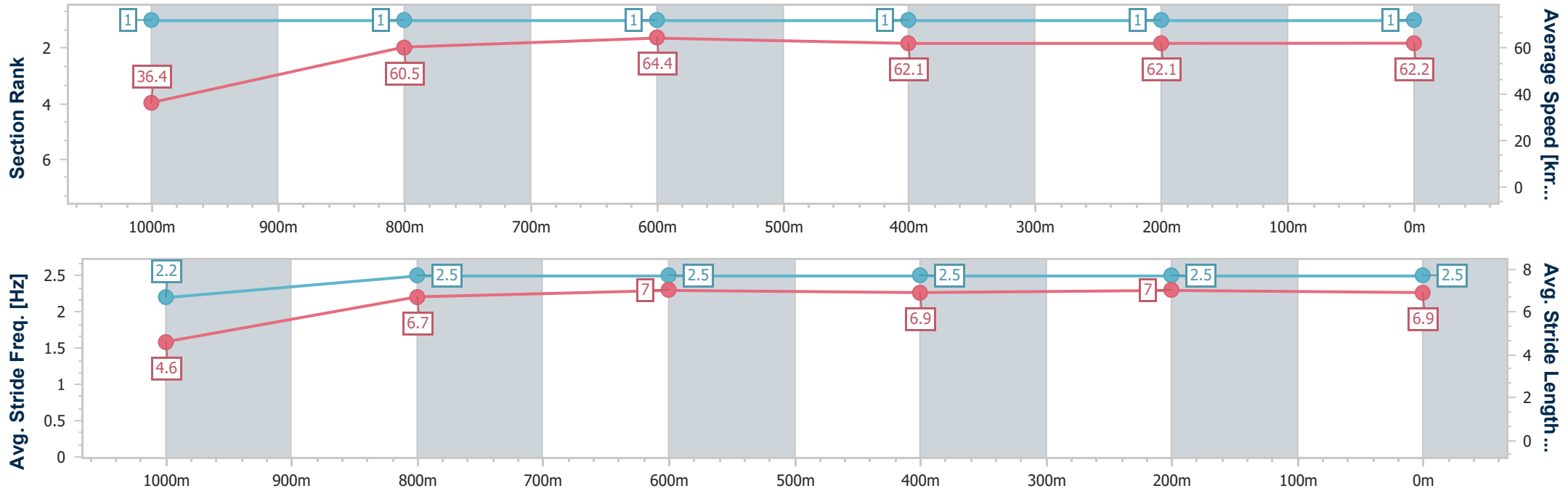
Toowoomba QLD Professional
 Race 9: HARVEY NORMAN COMMERCIAL TOOWOOMBA
 BENCHMARK 70 Handicap - 1050m



15 April 2023 - 21:34

Track Rating: Good 4, Weather: Fine, Rail Position: +5m Entire

Section	Overall	1000m	800m	600m	400m	200m
Section Times	1:02.71 [1] (0:04.94)	0:57.77 [1] (0:11.90)	0:45.87 [1] (0:11.15)	0:34.72 [1] (0:11.57)	0:23.15 [1] (0:11.58)	0:11.57 [1] (0:11.57)
Average Speed [km/h]	36.4	60.5	64.4	62.1	62.1	62.2
Top Speed [km/h]	56.6	63.8	64.9	64.9	63.8	63.7
Avg. Dist. to Rail [m]	4.3	0.7	0.8	0.8	1.0	3.0
Avg. Stride Freq. [Hz]	2.2	2.5	2.5	2.5	2.5	2.5
Avg. Stride Length [m]	4.6	6.7	7.0	6.9	7.0	6.9



- [] Ranking at each section and finish
- .-.- No data available at this section
- NA No data available



Horse/Jockey Name	Orsetto
Final Rank	2
Fastest Section Time (Section)	0:05.06 (Overall)
Top Speed [km/h] (Section)	65.1 (800m)
Race State	Finished



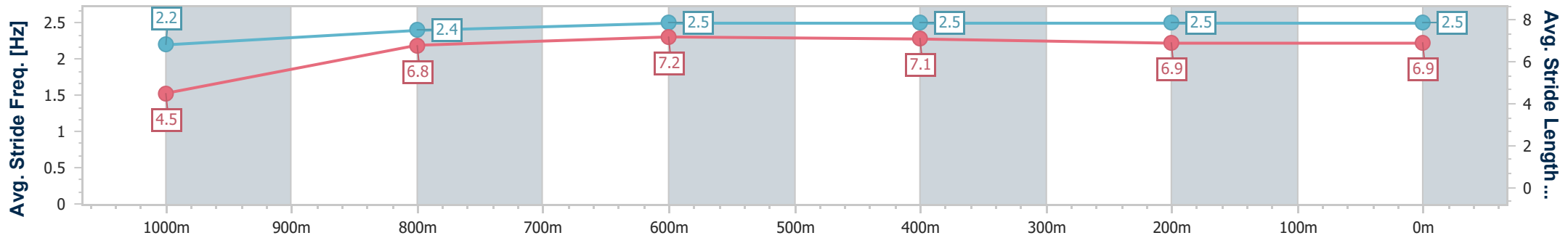
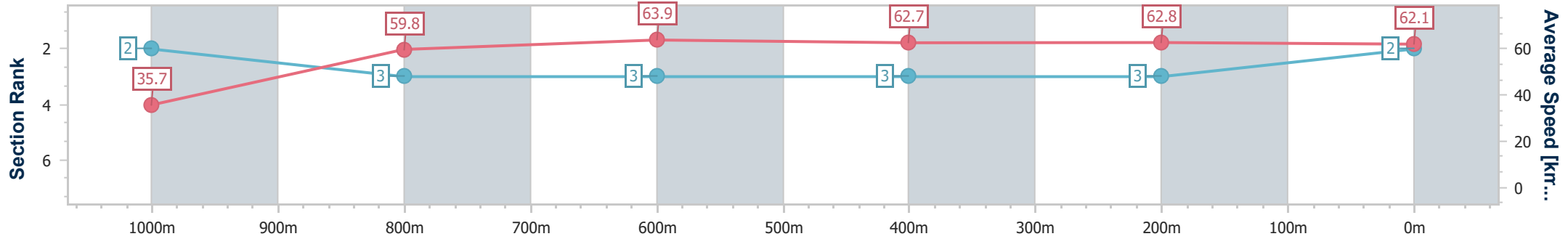
Toowoomba QLD Professional
 Race 9: HARVEY NORMAN COMMERCIAL TOOWOOMBA
 BENCHMARK 70 Handicap - 1050m



15 April 2023 - 21:34

Track Rating: Good 4, Weather: Fine, Rail Position: +5m Entire

Section	Overall	1000m	800m	600m	400m	200m
Section Times	1:02.96 [2] (0:05.06)	0:57.90 [2] (0:12.05)	0:45.85 [3] (0:11.27)	0:34.58 [3] (0:11.50)	0:23.08 [3] (0:11.51)	0:11.57 [3] (0:11.57)
Average Speed [km/h]	35.7	59.8	63.9	62.7	62.8	62.1
Top Speed [km/h]	51.7	62.3	65.1	64.0	63.7	63.0
Avg. Dist. to Rail [m]	0.5	0.5	0.6	0.2	1.3	2.8
Avg. Stride Freq. [Hz]	2.2	2.4	2.5	2.5	2.5	2.5
Avg. Stride Length [m]	4.5	6.8	7.2	7.1	6.9	6.9



- [] Ranking at each section and finish
- .-.- No data available at this section
- NA No data available



Horse/Jockey Name	Ilkeit Iloveit
Final Rank	3
Fastest Section Time (Section)	0:05.28 (Overall)
Top Speed [km/h] (Section)	65.4 (800m)
Race State	Finished



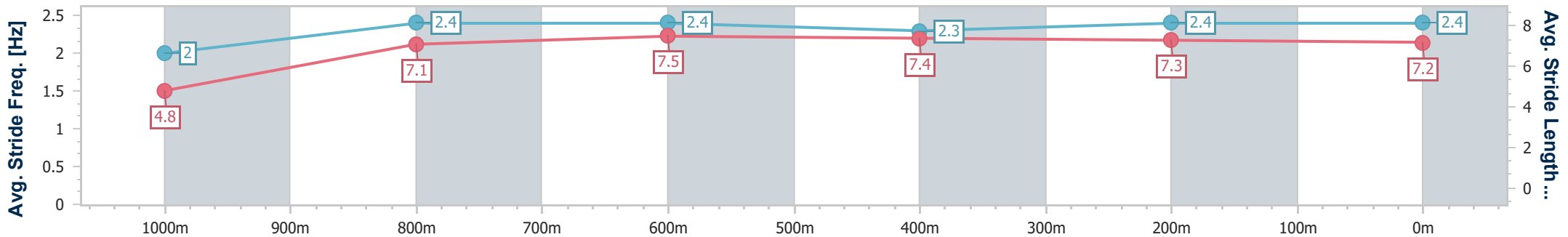
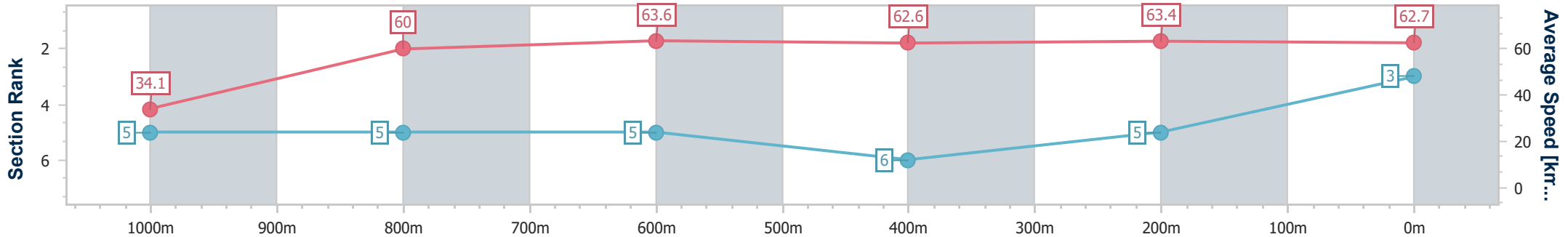
Toowoomba QLD Professional
 Race 9: HARVEY NORMAN COMMERCIAL TOOWOOMBA
 BENCHMARK 70 Handicap - 1050m



15 April 2023 - 21:34

Track Rating: Good 4, Weather: Fine, Rail Position: +5m Entire

Section	Overall	1000m	800m	600m	400m	200m
Section Times	1:03.00 [3] (0:05.28)	0:57.72 [5] (0:12.02)	0:45.70 [5] (0:11.29)	0:34.41 [5] (0:11.57)	0:22.84 [6] (0:11.37)	0:11.47 [5] (0:11.47)
Average Speed [km/h]	34.1	60.0	63.6	62.6	63.4	62.7
Top Speed [km/h]	52.2	62.7	65.4	65.0	64.4	63.7
Avg. Dist. to Rail [m]	0.6	0.9	0.4	0.9	0.9	2.5
Avg. Stride Freq. [Hz]	2.0	2.4	2.4	2.3	2.4	2.4
Avg. Stride Length [m]	4.8	7.1	7.5	7.4	7.3	7.2



- [] Ranking at each section and finish
- .-.- No data available at this section
- NA No data available



Horse/Jockey Name	Incomparable
Final Rank	4
Fastest Section Time (Section)	0:05.44 (Overall)
Top Speed [km/h] (Section)	65.2 (600m)
Race State	Finished



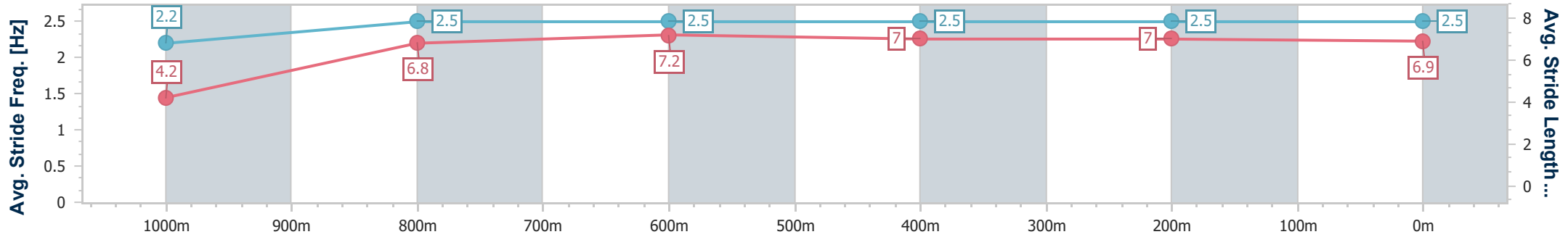
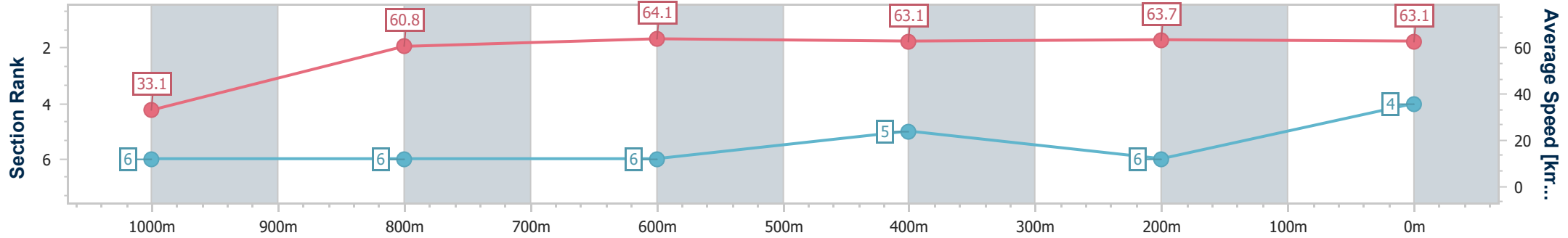
Toowoomba QLD Professional
 Race 9: HARVEY NORMAN COMMERCIAL TOOWOOMBA
 BENCHMARK 70 Handicap - 1050m



15 April 2023 - 21:34

Track Rating: Good 4, Weather: Fine, Rail Position: +5m Entire

Section	Overall	1000m	800m	600m	400m	200m
Section Times	1:03.02 [4] (0:05.44)	0:57.58 [6] (0:11.95)	0:45.63 [6] (0:11.34)	0:34.29 [6] (0:11.52)	0:22.77 [5] (0:11.37)	0:11.40 [6] (0:11.40)
Average Speed [km/h]	33.1	60.8	64.1	63.1	63.7	63.1
Top Speed [km/h]	52.8	63.1	65.1	65.2	64.5	63.6
Avg. Dist. to Rail [m]	3.2	2.9	2.4	1.8	2.6	4.5
Avg. Stride Freq. [Hz]	2.2	2.5	2.5	2.5	2.5	2.5
Avg. Stride Length [m]	4.2	6.8	7.2	7.0	7.0	6.9



- [] Ranking at each section and finish
- .-.- No data available at this section
- NA No data available



Horse/Jockey Name	Harryandthetiger
Final Rank	5
Fastest Section Time (Section)	0:05.68 (Overall)
Top Speed [km/h] (Section)	66.0 (800m)
Race State	Finished



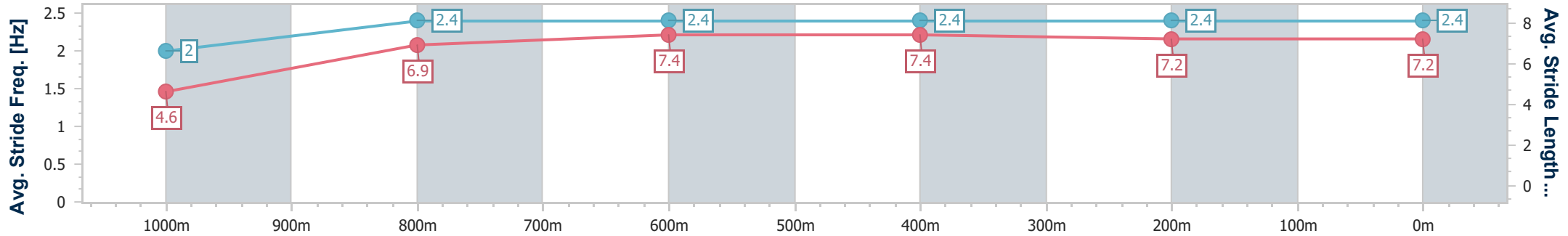
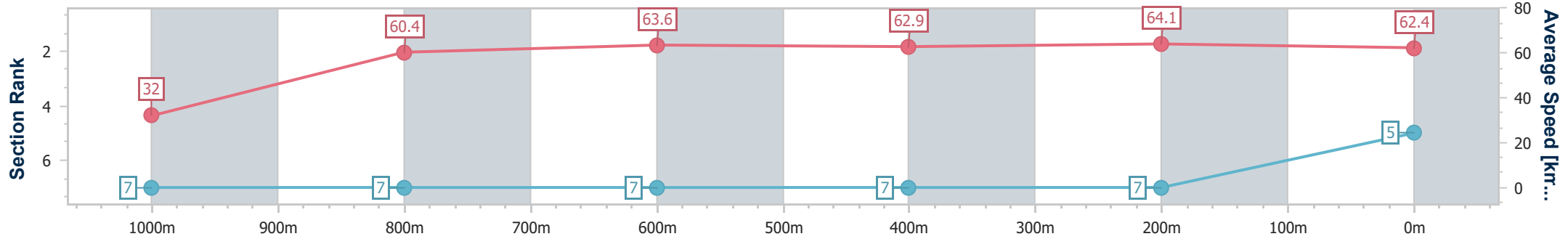
Toowoomba QLD Professional
 Race 9: HARVEY NORMAN COMMERCIAL TOOWOOMBA
 BENCHMARK 70 Handicap - 1050m



15 April 2023 - 21:34

Track Rating: Good 4, Weather: Fine, Rail Position: +5m Entire

Section	Overall	1000m	800m	600m	400m	200m
Section Times	1:03.17 [5] (0:05.68)	0:57.49 [7] (0:11.99)	0:45.50 [7] (0:11.30)	0:34.20 [7] (0:11.50)	0:22.70 [7] (0:11.19)	0:11.51 [7] (0:11.51)
Average Speed [km/h]	32.0	60.4	63.6	62.9	64.1	62.4
Top Speed [km/h]	53.4	63.5	66.0	65.5	65.4	63.9
Avg. Dist. to Rail [m]	3.3	1.1	0.3	0.7	1.1	2.2
Avg. Stride Freq. [Hz]	2.0	2.4	2.4	2.4	2.4	2.4
Avg. Stride Length [m]	4.6	6.9	7.4	7.4	7.2	7.2



- [] Ranking at each section and finish
- .-.- No data available at this section
- NA No data available



Horse/Jockey Name	Most Dazzling
Final Rank	6
Fastest Section Time (Section)	0:05.21 (Overall)
Top Speed [km/h] (Section)	64.7 (800m)
Race State	Finished



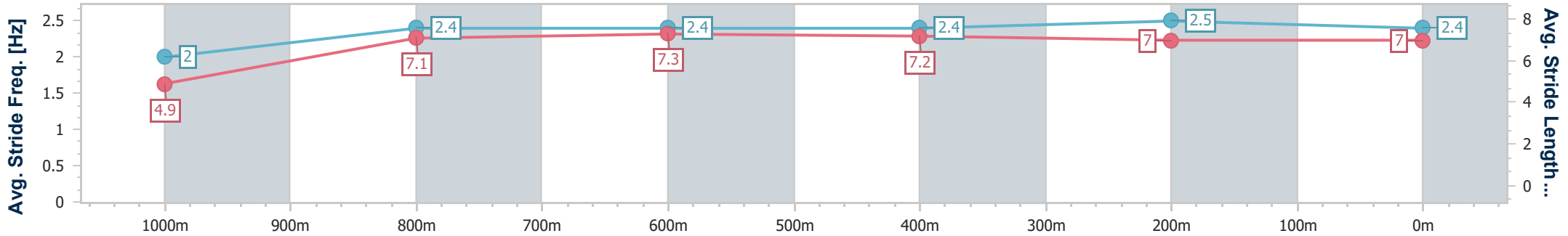
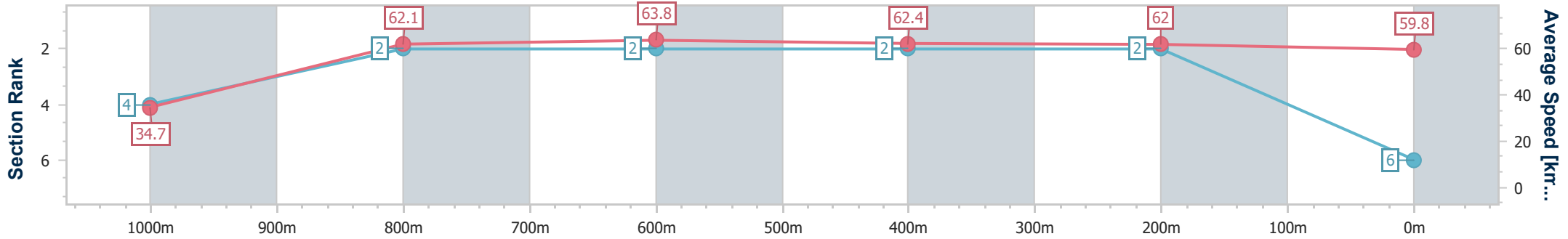
Toowoomba QLD Professional
 Race 9: HARVEY NORMAN COMMERCIAL TOWOOMBA
 BENCHMARK 70 Handicap - 1050m



15 April 2023 - 21:34

Track Rating: Good 4, Weather: Fine, Rail Position: +5m Entire

Section	Overall	1000m	800m	600m	400m	200m
Section Times	1:03.29 [6] (0:05.21)	0:58.08 [4] (0:11.68)	0:46.40 [2] (0:11.29)	0:35.11 [2] (0:11.52)	0:23.59 [2] (0:11.57)	0:12.02 [2] (0:12.02)
Average Speed [km/h]	34.7	62.1	63.8	62.4	62.0	59.8
Top Speed [km/h]	53.1	64.7	64.7	63.3	63.1	61.8
Avg. Dist. to Rail [m]	2.9	2.0	0.6	0.3	0.9	0.3
Avg. Stride Freq. [Hz]	2.0	2.4	2.4	2.4	2.5	2.4
Avg. Stride Length [m]	4.9	7.1	7.3	7.2	7.0	7.0



- [] Ranking at each section and finish
- .-.- No data available at this section
- NA No data available



Horse/Jockey Name	Vast Kama
Final Rank	7
Fastest Section Time (Section)	0:05.21 (Overall)
Top Speed [km/h] (Section)	65.8 (800m)
Race State	Finished



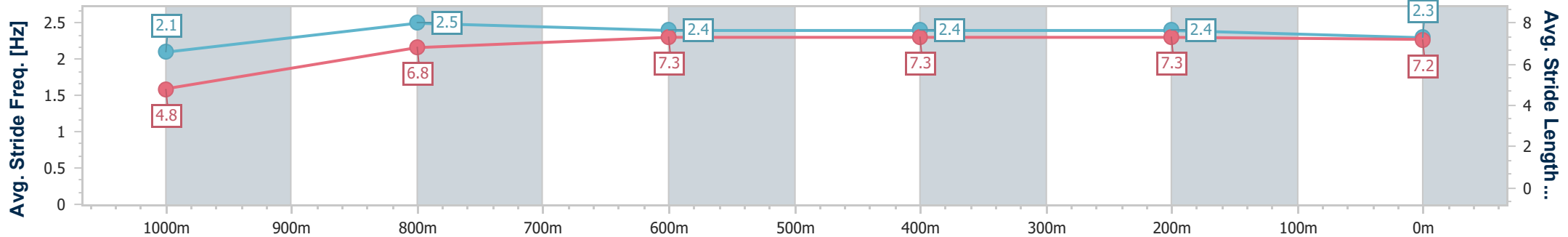
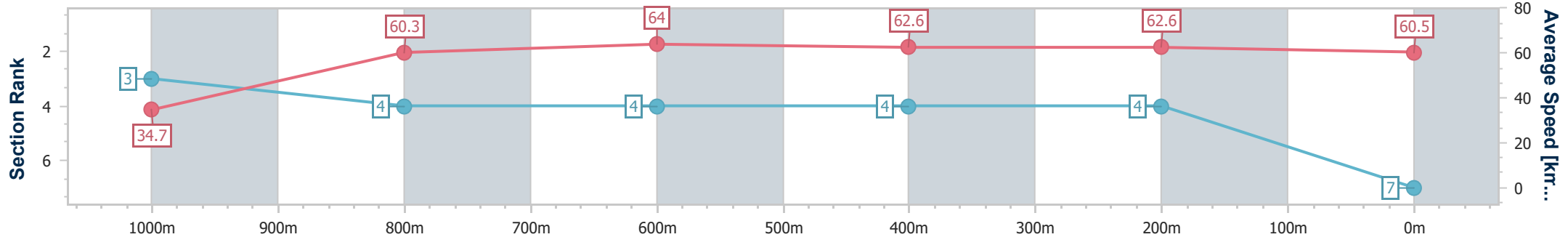
Toowoomba QLD Professional
 Race 9: HARVEY NORMAN COMMERCIAL TOOWOOMBA
 BENCHMARK 70 Handicap - 1050m



15 April 2023 - 21:34

Track Rating: Good 4, Weather: Fine, Rail Position: +5m Entire

Section	Overall	1000m	800m	600m	400m	200m
Section Times	1:03.31 [7] (0:05.21)	0:58.10 [3] (0:11.97)	0:46.13 [4] (0:11.25)	0:34.88 [4] (0:11.52)	0:23.36 [4] (0:11.48)	0:11.88 [4] (0:11.88)
Average Speed [km/h]	34.7	60.3	64.0	62.6	62.6	60.5
Top Speed [km/h]	54.2	62.9	65.8	64.2	63.8	61.9
Avg. Dist. to Rail [m]	0.7	0.5	0.5	0.4	0.3	1.5
Avg. Stride Freq. [Hz]	2.1	2.5	2.4	2.4	2.4	2.3
Avg. Stride Length [m]	4.8	6.8	7.3	7.3	7.3	7.2



- [] Ranking at each section and finish
- .-.-.- No data available at this section
- NA No data available