

Track Rating: Good 4, Weather: Overcast, Rail Position: +4m Entire

Section		Overall	1000m	800m	600m	400m	200m	Last 600m					
Field Times		1:04.03 (0:07.72)	0:56.31 (0:10.78)	0:45.53 (0:11.14)	0:34.39 (0:11.49)	0:22.90 (0:11.37)	0:11.53 (0:11.53)	0:34.39					
Rank	TAB Horse/Jockey	Barrier	Top Speed [km/h]	Fastest Section								Margin	Distance Travelled [m]
1	8 MIXED SPICE Taylor Marshall	3	66.5 1000m	0:07.97 Overall	1:04.03 [1] (0:07.97)	0:56.06 [4] (0:11.03)	0:45.03 [5] (0:11.06)	0:33.97 [4] (0:11.49)	0:22.48 [4] (0:11.26)	0:11.22 [4] (0:11.22)	1:04.03	0:33.97	
2	6 AVONE Ben Thompson	4	67.5 1000m	0:07.77 Overall	1:04.13 [2] (0:07.77)	0:56.36 [2] (0:10.73)	0:45.63 [1] (0:11.14)	0:34.49 [1] (0:11.49)	0:23.00 [1] (0:11.37)	0:11.63 [1] (0:11.63)	0.5L	0:34.49	-1
3	4 MASTERPLAN Justin Huxtable	5	67.1 1000m	0:07.95 Overall	1:04.32 [3] (0:07.95)	0:56.37 [3] (0:10.86)	0:45.51 [3] (0:11.19)	0:34.32 [3] (0:11.52)	0:22.80 [3] (0:11.34)	0:11.46 [2] (0:11.46)	1.5L	0:34.32	-1
4	3 ENCODER Ryan Maloney	2	66.6 800m	0:08.35 Overall	1:04.70 [4] (0:08.35)	0:56.35 [7] (0:11.04)	0:45.31 [7] (0:11.01)	0:34.30 [7] (0:11.40)	0:22.90 [7] (0:11.46)	0:11.44 [5] (0:11.44)	3.5L	0:34.30	+1
5	9 SHE'SGOTACCESS Cejay Graham	9	67.0 1000m	0:07.72 Overall	1:04.87 [5] (0:07.72)	0:57.15 [1] (0:10.86)	0:46.29 [2] (0:11.14)	0:35.15 [2] (0:11.48)	0:23.67 [2] (0:11.61)	0:12.06 [3] (0:12.06)	4.5L	0:35.15	+2
6	7 FINAL MISSION Kyle Wilson-Taylor	8	66.8 800m	0:08.08 Overall	1:04.97 [6] (0:08.08)	0:56.89 [6] (0:11.16)	0:45.73 [6] (0:11.10)	0:34.63 [6] (0:11.41)	0:23.22 [6] (0:11.55)	0:11.67 [6] (0:11.67)	5L	0:34.63	+3
7	1 ASAMBE James Orman	6	66.3 800m	0:08.61 Overall	1:06.37 [7] (0:08.61)	0:57.76 [9] (0:11.15)	0:46.61 [9] (0:11.09)	0:35.52 [9] (0:11.51)	0:24.01 [9] (0:12.14)	0:11.87 [9] (0:11.87)	13L	0:35.52	+2
8	5 SPECIALTIE Anthony Allen	7	67.1 1000m	0:08.04 Overall	1:06.53 [8] (0:08.04)	0:58.49 [5] (0:10.95)	0:47.54 [4] (0:11.08)	0:36.46 [5] (0:11.50)	0:24.96 [5] (0:12.22)	0:12.74 [7] (0:12.74)	13.8L	0:36.46	+3
9	10 WONDERLAND STAR Ashley Morgan	1	65.5 1000m	0:08.37 Overall	1:06.84 [9] (0:08.37)	0:58.47 [8] (0:11.29)	0:47.18 [8] (0:11.15)	0:36.03 [8] (0:11.41)	0:24.62 [8] (0:11.96)	0:12.66 [8] (0:12.66)	15.6L	0:36.03	-1

Scratched: Dangereuse (#2)



Horse/Jockey Name	Mixed Spice
Final Rank	1
Fastest Section Time (Section)	0:07.97 (Overall)
Top Speed [km/h] (Section)	66.5 (1000m)
Race State	Finished

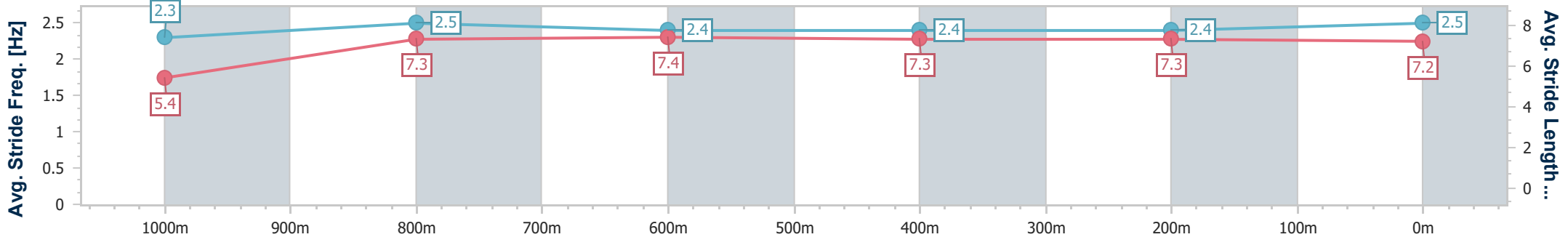
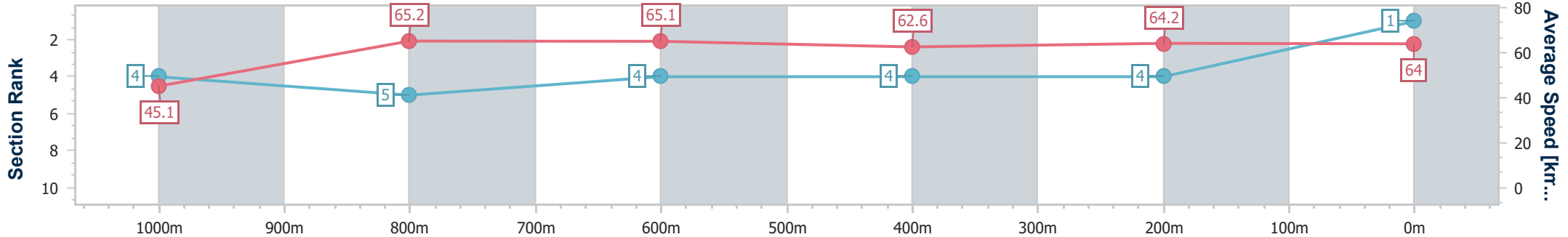


Ipswich QLD Professional
 Race 2: WELCOME BARRIER REEF POOLS QTIS Two-Year-Old
 Maiden Plate - 1100m
 19 April 2023 - 11:59



Track Rating: Good 4, Weather: Overcast, Rail Position: +4m Entire

Section	Overall	1000m	800m	600m	400m	200m
Section Times	1:04.03 [1] (0:07.97)	0:56.06 [4] (0:11.03)	0:45.03 [5] (0:11.06)	0:33.97 [4] (0:11.49)	0:22.48 [4] (0:11.26)	0:11.22 [4] (0:11.22)
Average Speed [km/h]	45.1	65.2	65.1	62.6	64.2	64.0
Top Speed [km/h]	62.9	66.5	66.3	64.2	64.7	64.7
Avg. Dist. to Rail [m]	3.6	0.9	0.2	0.3	2.1	2.1
Avg. Stride Freq. [Hz]	2.3	2.5	2.4	2.4	2.4	2.5
Avg. Stride Length [m]	5.4	7.3	7.4	7.3	7.3	7.2



- [] Ranking at each section and finish
- .-.- No data available at this section
- NA No data available



Horse/Jockey Name	Avone
Final Rank	2
Fastest Section Time (Section)	0:07.77 (Overall)
Top Speed [km/h] (Section)	67.5 (1000m)
Race State	Finished

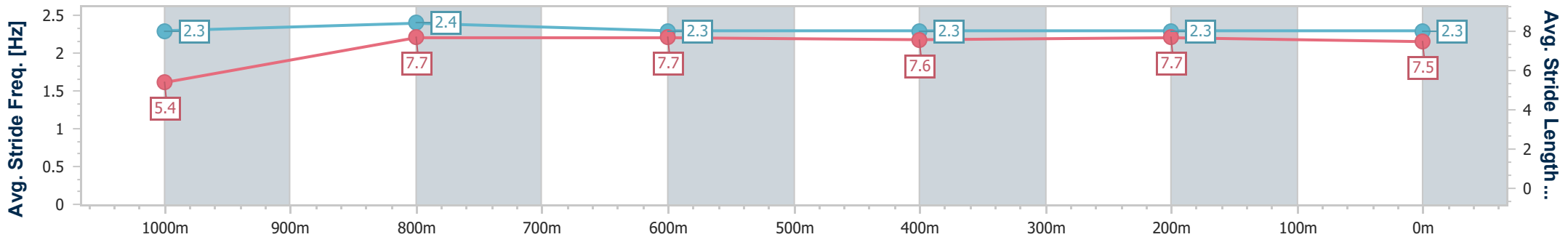
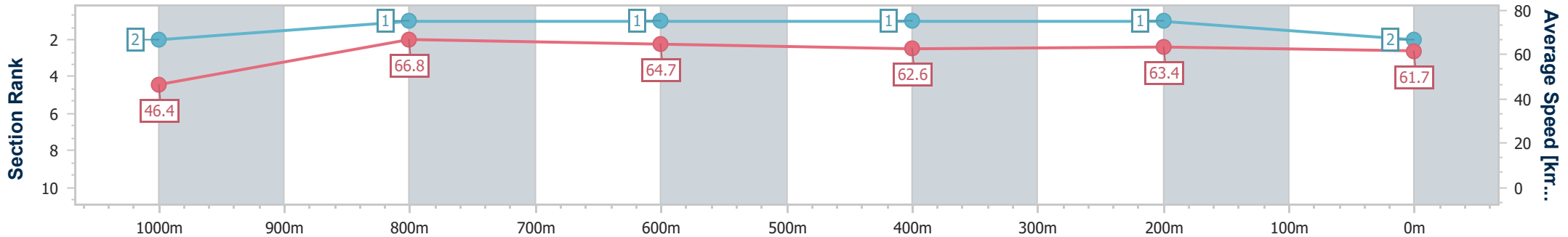


Ipswich QLD Professional
 Race 2: WELCOME BARRIER REEF POOLS QTIS Two-Year-Old
 Maiden Plate - 1100m
 19 April 2023 - 11:59



Track Rating: Good 4, Weather: Overcast, Rail Position: +4m Entire

Section	Overall	1000m	800m	600m	400m	200m
Section Times	1:04.13 [2] (0:07.77)	0:56.36 [2] (0:10.73)	0:45.63 [1] (0:11.14)	0:34.49 [1] (0:11.49)	0:23.00 [1] (0:11.37)	0:11.63 [1] (0:11.63)
Average Speed [km/h]	46.4	66.8	64.7	62.6	63.4	61.7
Top Speed [km/h]	67.0	67.5	65.7	63.6	64.1	63.0
Avg. Dist. to Rail [m]	5.0	1.5	0.3	0.3	0.2	1.4
Avg. Stride Freq. [Hz]	2.3	2.4	2.3	2.3	2.3	2.3
Avg. Stride Length [m]	5.4	7.7	7.7	7.6	7.7	7.5



- [] Ranking at each section and finish
- .-.- No data available at this section
- NA No data available



Horse/Jockey Name	Masterplan
Final Rank	3
Fastest Section Time (Section)	0:07.95 (Overall)
Top Speed [km/h] (Section)	67.1 (1000m)
Race State	Finished

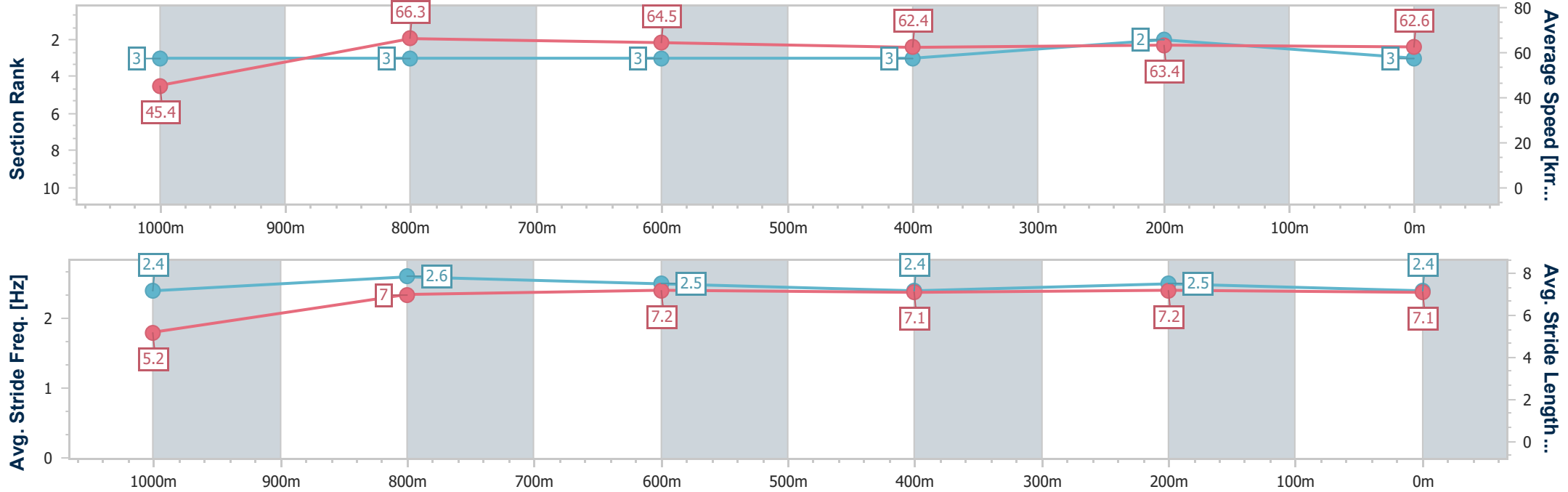


Ipswich QLD Professional
 Race 2: WELCOME BARRIER REEF POOLS QTIS Two-Year-Old
 Maiden Plate - 1100m
 19 April 2023 - 11:59



Track Rating: Good 4, Weather: Overcast, Rail Position: +4m Entire

Section	Overall	1000m	800m	600m	400m	200m
Section Times	1:04.32 [3] (0:07.95)	0:56.37 [3] (0:10.86)	0:45.51 [3] (0:11.19)	0:34.32 [3] (0:11.52)	0:22.80 [3] (0:11.34)	0:11.46 [2] (0:11.46)
Average Speed [km/h]	45.4	66.3	64.5	62.4	63.4	62.6
Top Speed [km/h]	64.6	67.1	66.5	63.8	64.2	64.4
Avg. Dist. to Rail [m]	6.2	1.6	1.0	0.7	0.4	0.6
Avg. Stride Freq. [Hz]	2.4	2.6	2.5	2.4	2.5	2.4
Avg. Stride Length [m]	5.2	7.0	7.2	7.1	7.2	7.1



- [] Ranking at each section and finish
- .-.- No data available at this section
- NA No data available



Horse/Jockey Name	Encoder
Final Rank	4
Fastest Section Time (Section)	0:08.35 (Overall)
Top Speed [km/h] (Section)	66.6 (800m)
Race State	Finished

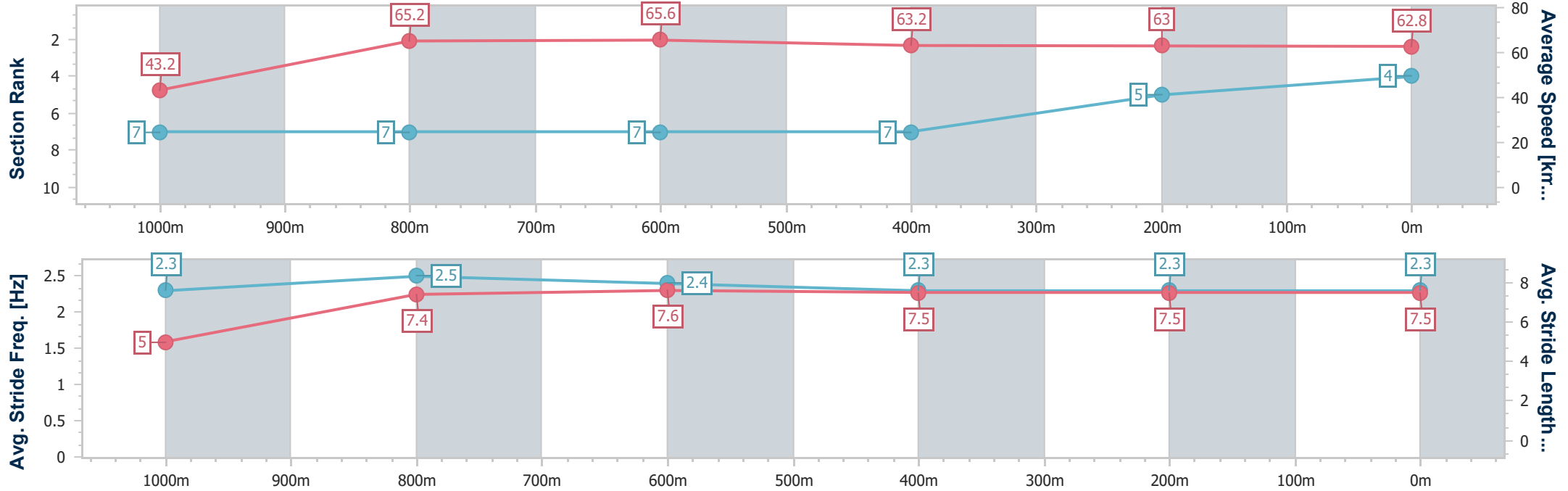


Ipswich QLD Professional
 Race 2: WELCOME BARRIER REEF POOLS QTIS Two-Year-Old
 Maiden Plate - 1100m
 19 April 2023 - 11:59



Track Rating: Good 4, Weather: Overcast, Rail Position: +4m Entire

Section	Overall	1000m	800m	600m	400m	200m
Section Times	1:04.70 [4] (0:08.35)	0:56.35 [7] (0:11.04)	0:45.31 [7] (0:11.01)	0:34.30 [7] (0:11.40)	0:22.90 [7] (0:11.46)	0:11.44 [5] (0:11.44)
Average Speed [km/h]	43.2	65.2	65.6	63.2	63.0	62.8
Top Speed [km/h]	62.0	66.0	66.6	64.9	65.0	65.1
Avg. Dist. to Rail [m]	4.4	1.6	0.6	0.3	0.8	2.8
Avg. Stride Freq. [Hz]	2.3	2.5	2.4	2.3	2.3	2.3
Avg. Stride Length [m]	5.0	7.4	7.6	7.5	7.5	7.5



- [] Ranking at each section and finish
- .-.- No data available at this section
- NA No data available



Horse/Jockey Name	She'sgotaccess
Final Rank	5
Fastest Section Time (Section)	0:07.72 (Overall)
Top Speed [km/h] (Section)	67.0 (1000m)
Race State	Finished

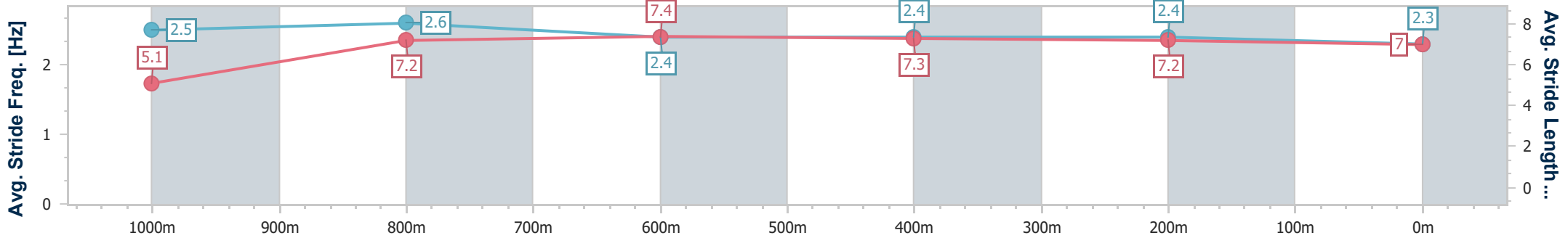
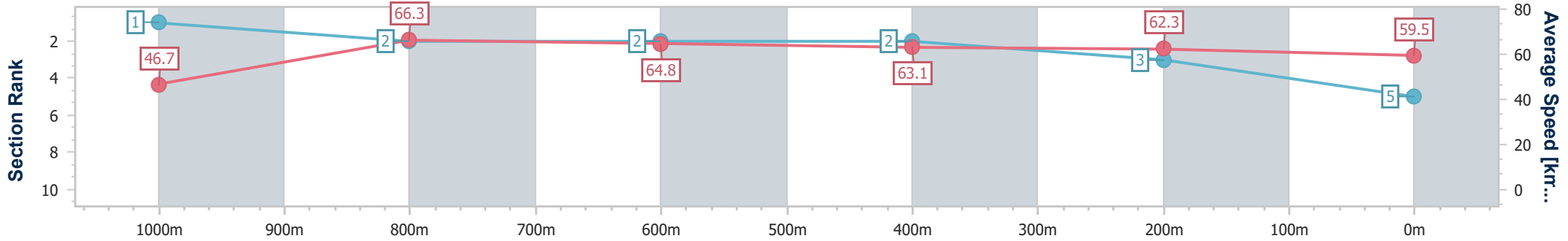


Ipswich QLD Professional
 Race 2: WELCOME BARRIER REEF POOLS QTIS Two-Year-Old
 Maiden Plate - 1100m
 19 April 2023 - 11:59



Track Rating: Good 4, Weather: Overcast, Rail Position: +4m Entire

Section	Overall	1000m	800m	600m	400m	200m
Section Times	1:04.87 [5] (0:07.72)	0:57.15 [1] (0:10.86)	0:46.29 [2] (0:11.14)	0:35.15 [2] (0:11.48)	0:23.67 [2] (0:11.61)	0:12.06 [3] (0:12.06)
Average Speed [km/h]	46.7	66.3	64.8	63.1	62.3	59.5
Top Speed [km/h]	65.5	67.0	66.0	64.0	63.5	62.2
Avg. Dist. to Rail [m]	9.6	1.6	1.1	1.0	1.5	1.9
Avg. Stride Freq. [Hz]	2.5	2.6	2.4	2.4	2.4	2.3
Avg. Stride Length [m]	5.1	7.2	7.4	7.3	7.2	7.0



- [] Ranking at each section and finish
- .-.- No data available at this section
- NA No data available



Horse/Jockey Name	Final Mission
Final Rank	6
Fastest Section Time (Section)	0:08.08 (Overall)
Top Speed [km/h] (Section)	66.8 (800m)
Race State	Finished

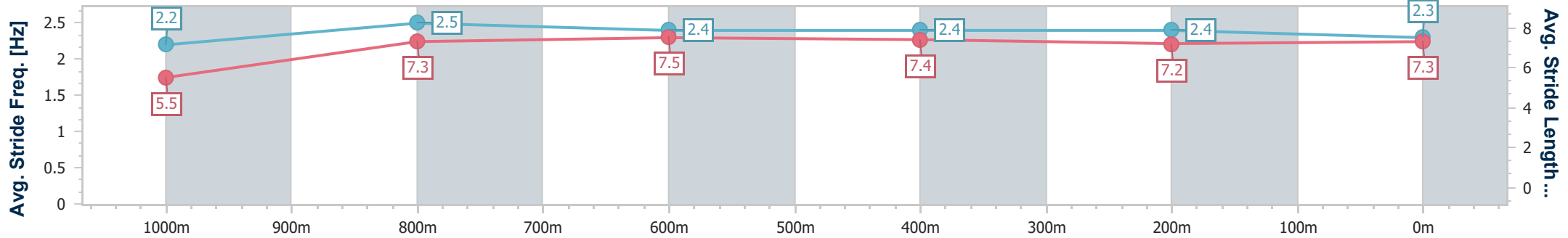
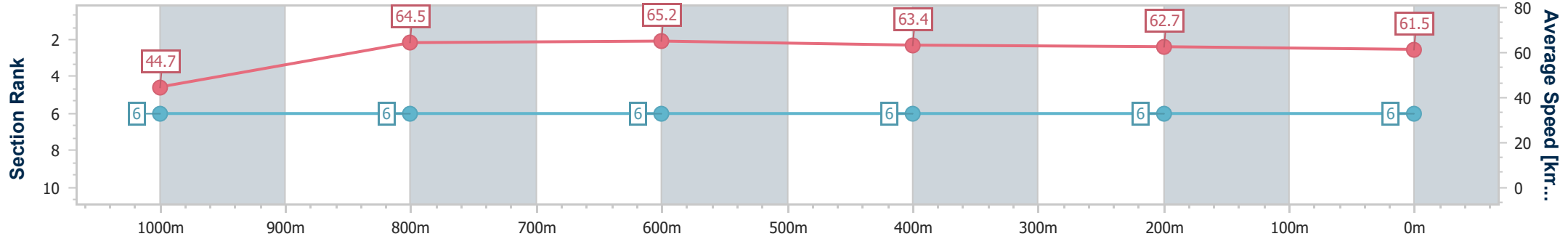


Ipswich QLD Professional
 Race 2: WELCOME BARRIER REEF POOLS QTIS Two-Year-Old
 Maiden Plate - 1100m
 19 April 2023 - 11:59



Track Rating: Good 4, Weather: Overcast, Rail Position: +4m Entire

Section	Overall	1000m	800m	600m	400m	200m
Section Times	1:04.97 [6] (0:08.08)	0:56.89 [6] (0:11.16)	0:45.73 [6] (0:11.10)	0:34.63 [6] (0:11.41)	0:23.22 [6] (0:11.55)	0:11.67 [6] (0:11.67)
Average Speed [km/h]	44.7	64.5	65.2	63.4	62.7	61.5
Top Speed [km/h]	62.1	66.8	66.8	64.8	64.0	64.0
Avg. Dist. to Rail [m]	8.6	1.8	1.5	1.2	1.9	3.5
Avg. Stride Freq. [Hz]	2.2	2.5	2.4	2.4	2.4	2.3
Avg. Stride Length [m]	5.5	7.3	7.5	7.4	7.2	7.3



- [] Ranking at each section and finish
- .-.- No data available at this section
- NA No data available



Horse/Jockey Name	Asambe
Final Rank	7
Fastest Section Time (Section)	0:08.61 (Overall)
Top Speed [km/h] (Section)	66.3 (800m)
Race State	Finished

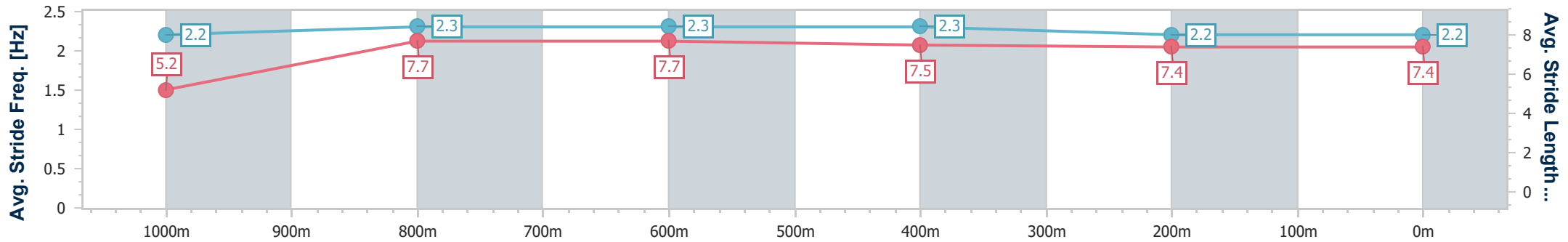
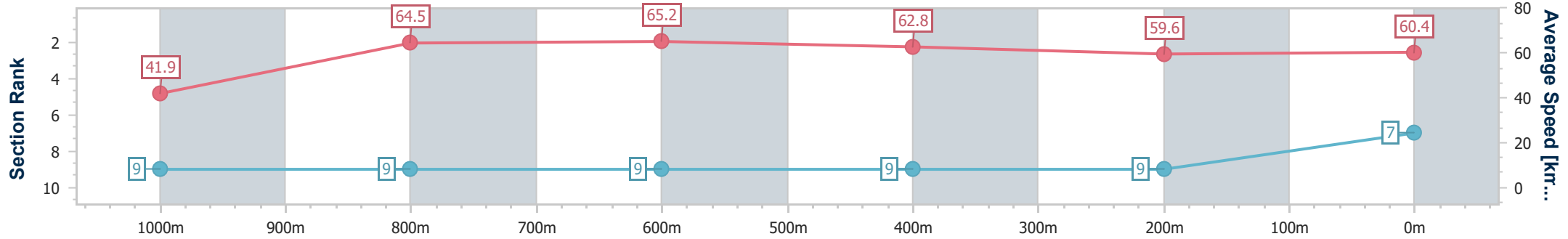


Ipswich QLD Professional
 Race 2: WELCOME BARRIER REEF POOLS QTIS Two-Year-Old
 Maiden Plate - 1100m
 19 April 2023 - 11:59



Track Rating: Good 4, Weather: Overcast, Rail Position: +4m Entire

Section	Overall	1000m	800m	600m	400m	200m
Section Times	1:06.37 [7] (0:08.61)	0:57.76 [9] (0:11.15)	0:46.61 [9] (0:11.09)	0:35.52 [9] (0:11.51)	0:24.01 [9] (0:12.14)	0:11.87 [9] (0:11.87)
Average Speed [km/h]	41.9	64.5	65.2	62.8	59.6	60.4
Top Speed [km/h]	61.1	66.0	66.3	64.7	60.5	61.1
Avg. Dist. to Rail [m]	4.6	0.7	0.9	1.2	2.0	1.9
Avg. Stride Freq. [Hz]	2.2	2.3	2.3	2.3	2.2	2.2
Avg. Stride Length [m]	5.2	7.7	7.7	7.5	7.4	7.4



- [] Ranking at each section and finish
- .-.- No data available at this section
- NA No data available



Horse/Jockey Name	Specialtie
Final Rank	8
Fastest Section Time (Section)	0:08.04 (Overall)
Top Speed [km/h] (Section)	67.1 (1000m)
Race State	Finished

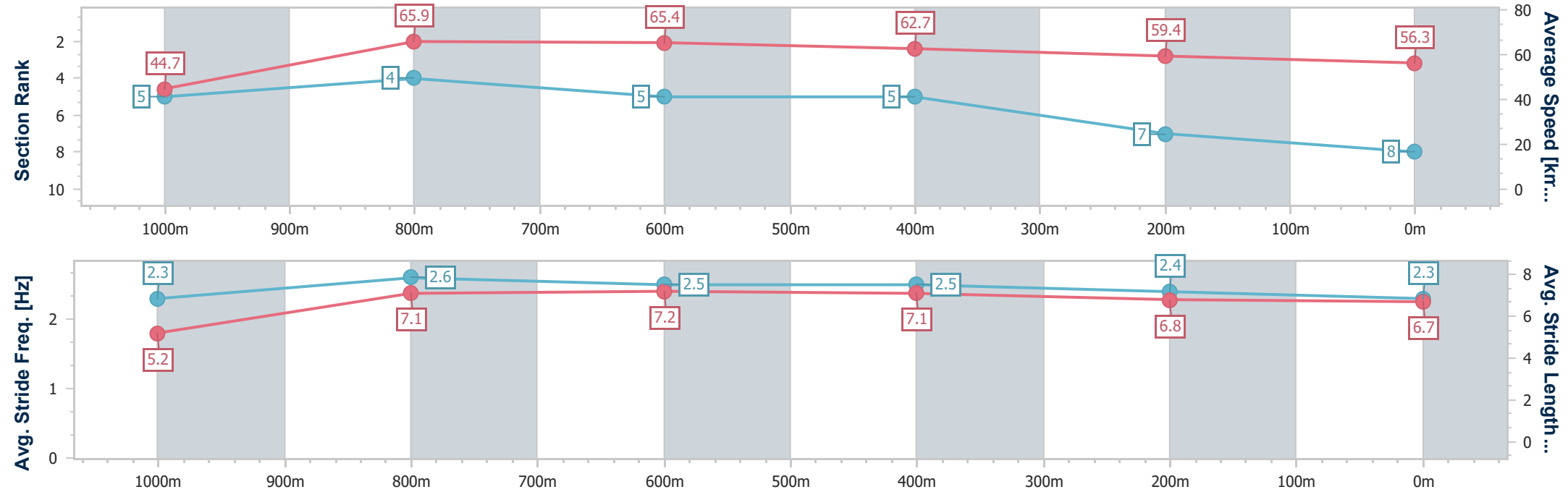


Ipswich QLD Professional
 Race 2: WELCOME BARRIER REEF POOLS QTIS Two-Year-Old
 Maiden Plate - 1100m
 19 April 2023 - 11:59



Track Rating: Good 4, Weather: Overcast, Rail Position: +4m Entire

Section	Overall	1000m	800m	600m	400m	200m
Section Times	1:06.53 [8] (0:08.04)	0:58.49 [5] (0:10.95)	0:47.54 [4] (0:11.08)	0:36.46 [5] (0:11.50)	0:24.96 [5] (0:12.22)	0:12.74 [7] (0:12.74)
Average Speed [km/h]	44.7	65.9	65.4	62.7	59.4	56.3
Top Speed [km/h]	62.6	67.1	66.8	64.9	60.3	58.7
Avg. Dist. to Rail [m]	7.8	1.5	1.4	0.9	2.2	2.0
Avg. Stride Freq. [Hz]	2.3	2.6	2.5	2.5	2.4	2.3
Avg. Stride Length [m]	5.2	7.1	7.2	7.1	6.8	6.7



- [] Ranking at each section and finish
- .-.- No data available at this section
- NA No data available



Horse/Jockey Name	Wonderland Star
Final Rank	9
Fastest Section Time (Section)	0:08.37 (Overall)
Top Speed [km/h] (Section)	65.5 (1000m)
Race State	Finished

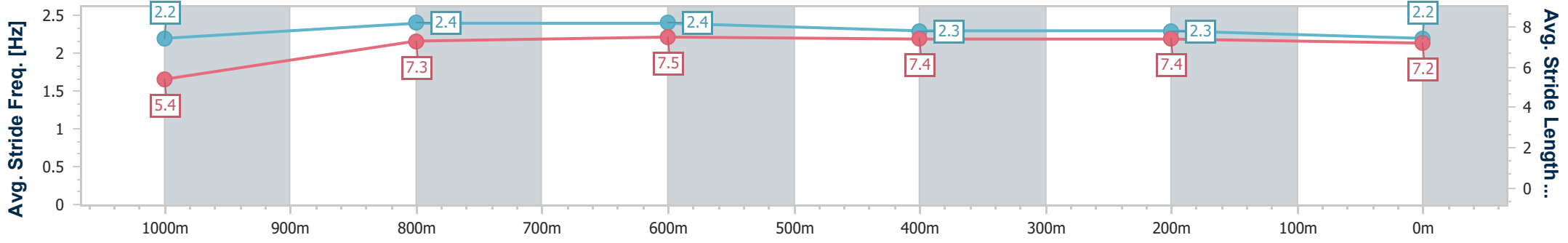
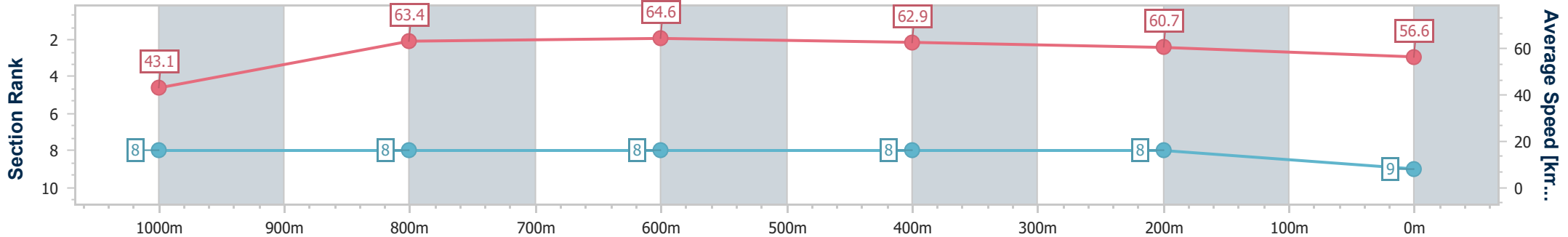


Ipswich QLD Professional
 Race 2: WELCOME BARRIER REEF POOLS QTIS Two-Year-Old
 Maiden Plate - 1100m
 19 April 2023 - 11:59



Track Rating: Good 4, Weather: Overcast, Rail Position: +4m Entire

Section	Overall	1000m	800m	600m	400m	200m
Section Times	1:06.84 [9] (0:08.37)	0:58.47 [8] (0:11.29)	0:47.18 [8] (0:11.15)	0:36.03 [8] (0:11.41)	0:24.62 [8] (0:11.96)	0:12.66 [8] (0:12.66)
Average Speed [km/h]	43.1	63.4	64.6	62.9	60.7	56.6
Top Speed [km/h]	60.0	65.5	65.5	64.5	61.6	59.4
Avg. Dist. to Rail [m]	0.9	1.3	0.4	0.4	2.1	0.6
Avg. Stride Freq. [Hz]	2.2	2.4	2.4	2.3	2.3	2.2
Avg. Stride Length [m]	5.4	7.3	7.5	7.4	7.4	7.2



- [] Ranking at each section and finish
- .-.- No data available at this section
- NA No data available