

Ipswich QLD Professional

Race 7: VINCE INSURANCE Class 1 Handicap - 1666m

19 April 2023 - 14:54

Track Rating: Good 4, Weather: Overcast, Rail Position: +4m Entire

Section		Field Times												
Overall	1400m	1200m	1000m	800m	600m	400m	Last 600m							
1:41.89 (0:18.07)	1:23.82 (0:11.41)	1:12.41 (0:11.59)	1:00.82 (0:11.98)	0:48.84 (0:12.09)	0:36.75 (0:12.34)	0:24.41 (0:12.25)	0:36.75							
Rank	TAB	Horse/Jockey	Barrier	Top Speed [km/h]	Fastest Section								Distance Travelled [m]	
1	8	TIGER FOR LIFE Georgina Cartwright	10	65.2	0:11.41	1:41.89 [1] (0:18.07)	1:23.82 [1] (0:11.41)	1:12.41 [1] (0:11.59)	1:00.82 [1] (0:11.98)	0:48.84 [1] (0:12.09)	0:36.75 [1] (0:12.34)	0:24.41 [1] (0:12.25)	0:36.75	
2	10	KALEA Anthony Allen	7	64.7	0:11.62	1:42.10 [2] (0:18.70)	1:23.40 [7] (0:11.62)	1:11.78 [7] (0:11.72)	1:00.06 [7] (0:11.91)	0:48.15 [8] (0:12.01)	0:36.14 [7] (0:12.20)	0:23.94 [6] (0:12.22)	0:36.14	+2
3	9	PERSUAL Taylor Marshall	1	63.5	0:11.52	1:42.17 [3] (0:18.64)	1:23.53 [6] (0:11.52)	1:12.01 [4] (0:11.73)	1:00.28 [5] (0:11.86)	0:48.42 [6] (0:12.09)	0:36.33 [6] (0:12.25)	0:24.08 [5] (0:12.24)	0:36.33	-3
4	6	MUST James Orman	2	64.0	0:11.53	1:42.21 [4] (0:18.57)	1:23.64 [5] (0:11.70)	1:11.94 [5] (0:11.53)	1:00.41 [3] (0:11.86)	0:48.55 [3] (0:12.17)	0:36.38 [3] (0:12.25)	0:24.13 [3] (0:11.96)	0:36.38	-1
5	7	TIME TO TESTIFY Mark Du Plessis	5	63.6	0:11.67	1:42.29 [5] (0:18.42)	1:23.87 [4] (0:11.81)	1:12.06 [6] (0:11.67)	1:00.39 [6] (0:11.85)	0:48.54 [5] (0:12.01)	0:36.53 [4] (0:12.27)	0:24.26 [4] (0:12.26)	0:36.53	-3
6	4	NINA ARTIE Jim Byrne	4	63.5	0:11.52	1:42.45 [6] (0:18.95)	1:23.50 [9] (0:11.52)	1:11.98 [9] (0:11.67)	1:00.31 [9] (0:12.01)	0:48.30 [9] (0:11.95)	0:36.35 [9] (0:12.19)	0:24.16 [8] (0:12.18)	0:36.35	+0
7	3	MAPLE DOOR Tiffani Brooker	6	63.2	0:11.61	1:42.47 [7] (0:18.86)	1:23.61 [8] (0:11.65)	1:11.96 [8] (0:11.61)	1:00.35 [8] (0:11.83)	0:48.52 [7] (0:12.10)	0:36.42 [8] (0:12.25)	0:24.17 [7] (0:12.18)	0:36.42	+6
8	1	HAVLICEK Damien Thornton	8	64.5	0:11.52	1:42.64 [8] (0:18.31)	1:24.33 [2] (0:11.52)	1:12.81 [2] (0:11.72)	1:01.09 [2] (0:11.92)	0:49.17 [2] (0:12.05)	0:37.12 [2] (0:12.22)	0:24.90 [2] (0:12.50)	0:37.12	+2
9	5	JIMMY THE TULIP Jaden Lloyd	9	64.1	0:11.61	1:45.60 [9] (0:18.44)	1:27.16 [3] (0:11.61)	1:15.55 [3] (0:11.79)	1:03.76 [4] (0:11.94)	0:51.82 [4] (0:12.23)	0:39.59 [5] (0:12.57)	0:27.02 [9] (0:12.87)	0:39.59	+3

Scratched: Kronenbourg (#2)

Ipswich QLD Professional

Race 7: VINCE INSURANCE Class 1 Handicap - 1666m

19 April 2023 - 14:54

Track Rating: Good 4, Weather: Overcast, Rail Position: +4m Entire

Section				200m				Last 600m	
Field Times				0:12.16 (0:12.16)				0:36.75	
Rank	TAB	Horse/Jockey	Barrier	Top Speed [km/h]	Fastest Section	Margin			Distance Travelled [m]
1	8	TIGER FOR LIFE Georgina Cartwright	10	65.2 Overall	0:11.41 1400m	0:12.16 [1] (0:12.16)	1:41.89		0:36.75
2	10	KALEA Anthony Allen	7	64.7 Overall	0:11.62 1400m	0:11.72 [6] (0:11.72)	1.3L		0:36.14 +2
3	9	PERSUAL Taylor Marshall	1	63.5 1400m	0:11.52 1400m	0:11.84 [5] (0:11.84)	1.6L		0:36.33 -3
4	6	MUST James Orman	2	64.0 Overall	0:11.53 1200m	0:12.17 [2] (0:12.17)	1.8L		0:36.38 -1
5	7	TIME TO TESTIFY Mark Du Plessis	5	63.6 Overall	0:11.67 1200m	0:12.00 [4] (0:12.00)	2.3L		0:36.53 -3
6	4	NINA ARTIE Jim Byrne	4	63.5 1400m	0:11.52 1400m	0:11.98 [8] (0:11.98)	3.1L		0:36.35 +0
7	3	MAPLE DOOR Tiffani Brooker	6	63.2 1400m	0:11.61 1200m	0:11.99 [7] (0:11.99)	3.2L		0:36.42 +6
8	1	HAVLICEK Damien Thornton	8	64.5 1400m	0:11.52 1400m	0:12.40 [3] (0:12.40)	4.2L		0:37.12 +2
9	5	JIMMY THE TULIP Jaden Lloyd	9	64.1 Overall	0:11.61 1400m	0:14.15 [9] (0:14.15)	21.5L		0:39.59 +3

Scratched: Kronenbourg (#2)



Horse/Jockey Name	Tiger For Life
Final Rank	1
Fastest Section Time (Section)	0:11.41 (1400m)
Top Speed [km/h] (Section)	65.2 (Overall)
Race State	Finished



Ipswich QLD Professional

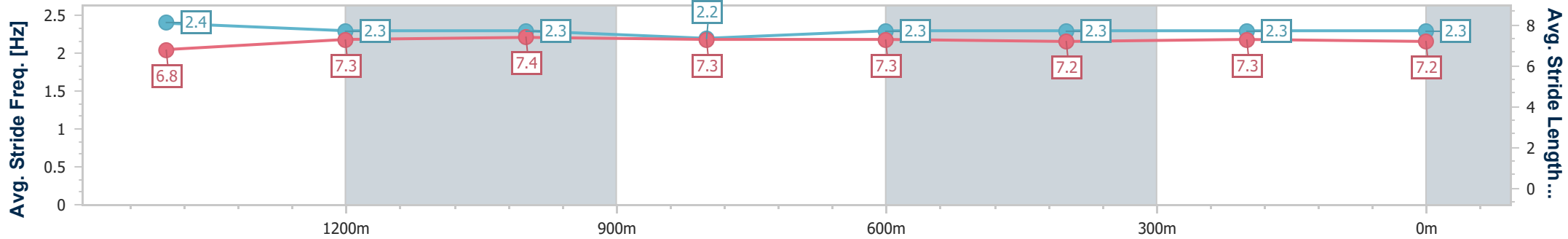
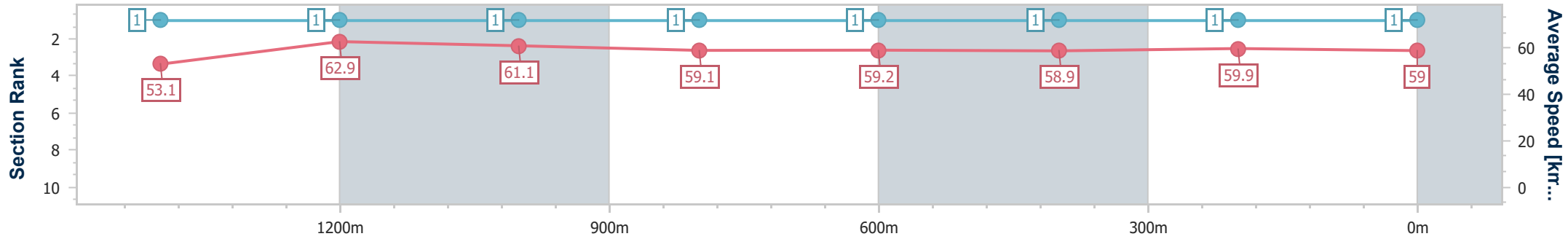
Race 7: VINCE INSURANCE Class 1 Handicap - 1666m

19 April 2023 - 14:54



Track Rating: Good 4, Weather: Overcast, Rail Position: +4m Entire

Section	Overall	1400m	1200m	1000m	800m	600m	400m	200m
Section Times	1:41.89 [1] (0:18.07)	1:23.82 [1] (0:11.41)	1:12.41 [1] (0:11.59)	1:00.82 [1] (0:11.98)	0:48.84 [1] (0:12.09)	0:36.75 [1] (0:12.34)	0:24.41 [1] (0:12.25)	0:12.16 [1] (0:12.16)
Average Speed [km/h]	53.1	62.9	61.1	59.1	59.2	58.9	59.9	59.0
Top Speed [km/h]	65.2	64.1	62.3	60.6	59.8	59.3	60.6	60.5
Avg. Dist. to Rail [m]	9.0	1.2	3.7	6.1	1.7	2.0	4.9	3.1
Avg. Stride Freq. [Hz]	2.4	2.3	2.3	2.2	2.3	2.3	2.3	2.3
Avg. Stride Length [m]	6.8	7.3	7.4	7.3	7.3	7.2	7.3	7.2



- [] Ranking at each section and finish
- .-.- No data available at this section
- NA No data available



Horse/Jockey Name	Kalea
Final Rank	2
Fastest Section Time (Section)	0:11.62 (1400m)
Top Speed [km/h] (Section)	64.7 (Overall)
Race State	Finished



Ipswich QLD Professional

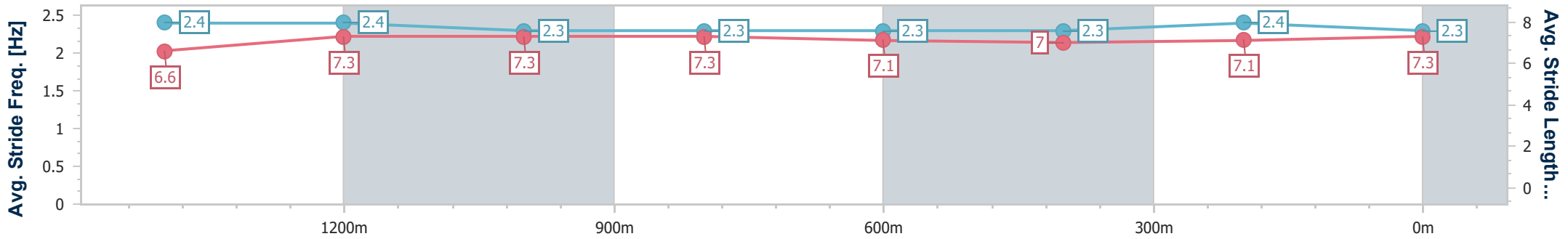
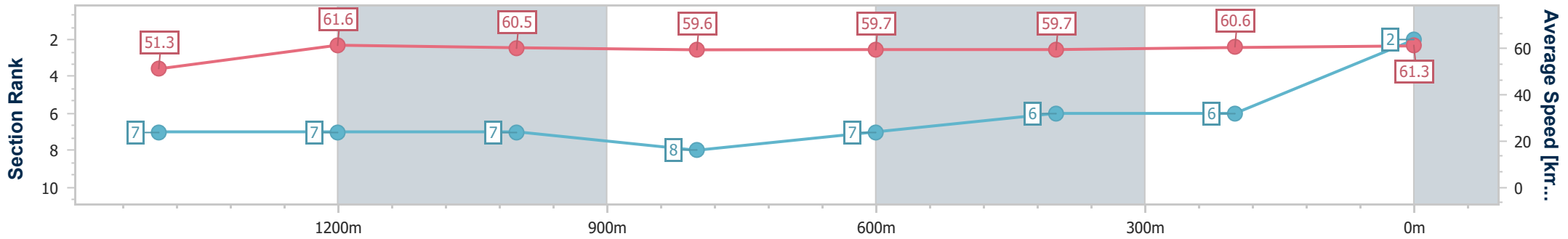
Race 7: VINCE INSURANCE Class 1 Handicap - 1666m

19 April 2023 - 14:54



Track Rating: Good 4, Weather: Overcast, Rail Position: +4m Entire

Section	Overall	1400m	1200m	1000m	800m	600m	400m	200m
Section Times	1:42.10 [2] (0:18.70)	1:23.40 [7] (0:11.62)	1:11.78 [7] (0:11.72)	1:00.06 [7] (0:11.91)	0:48.15 [8] (0:12.01)	0:36.14 [7] (0:12.20)	0:23.94 [6] (0:12.22)	0:11.72 [6] (0:11.72)
Average Speed [km/h]	51.3	61.6	60.5	59.6	59.7	59.7	60.6	61.3
Top Speed [km/h]	64.7	63.5	61.5	60.2	60.1	60.2	62.9	62.9
Avg. Dist. to Rail [m]	4.0	1.5	3.4	5.2	1.4	2.4	8.0	8.2
Avg. Stride Freq. [Hz]	2.4	2.4	2.3	2.3	2.3	2.3	2.4	2.3
Avg. Stride Length [m]	6.6	7.3	7.3	7.3	7.1	7.0	7.1	7.3



- [] Ranking at each section and finish
- .-.- No data available at this section
- NA No data available



Horse/Jockey Name	Persual
Final Rank	3
Fastest Section Time (Section)	0:11.52 (1400m)
Top Speed [km/h] (Section)	63.5 (1400m)
Race State	Finished



Ipswich QLD Professional

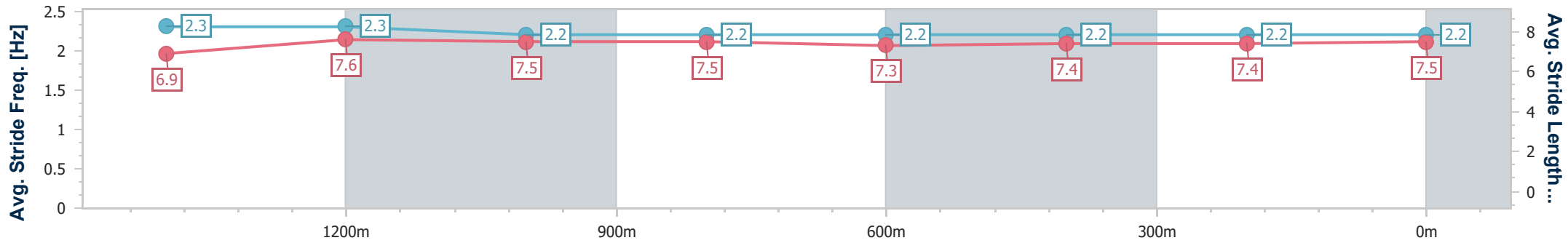
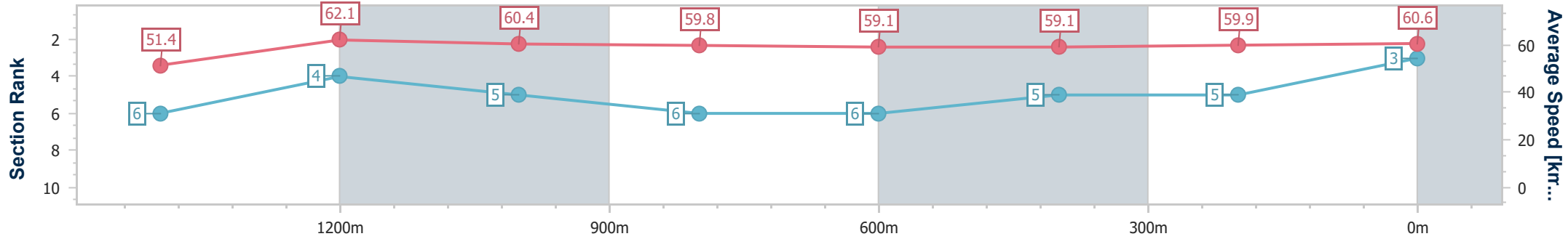
Race 7: VINCE INSURANCE Class 1 Handicap - 1666m

19 April 2023 - 14:54



Track Rating: Good 4, Weather: Overcast, Rail Position: +4m Entire

Section	Overall	1400m	1200m	1000m	800m	600m	400m	200m
Section Times	1:42.17 [3] (0:18.64)	1:23.53 [6] (0:11.52)	1:12.01 [4] (0:11.73)	1:00.28 [5] (0:11.86)	0:48.42 [6] (0:12.09)	0:36.33 [6] (0:12.25)	0:24.08 [5] (0:12.24)	0:11.84 [5] (0:11.84)
Average Speed [km/h]	51.4	62.1	60.4	59.8	59.1	59.1	59.9	60.6
Top Speed [km/h]	62.9	63.5	62.1	61.0	59.7	60.1	61.4	61.5
Avg. Dist. to Rail [m]	1.6	1.4	4.0	5.6	1.9	1.1	4.9	4.9
Avg. Stride Freq. [Hz]	2.3	2.3	2.2	2.2	2.2	2.2	2.2	2.2
Avg. Stride Length [m]	6.9	7.6	7.5	7.5	7.3	7.4	7.4	7.5



- [] Ranking at each section and finish
- .-.- No data available at this section
- NA No data available



Horse/Jockey Name	Must
Final Rank	4
Fastest Section Time (Section)	0:11.53 (1200m)
Top Speed [km/h] (Section)	64.0 (Overall)
Race State	Finished



Ipswich QLD Professional

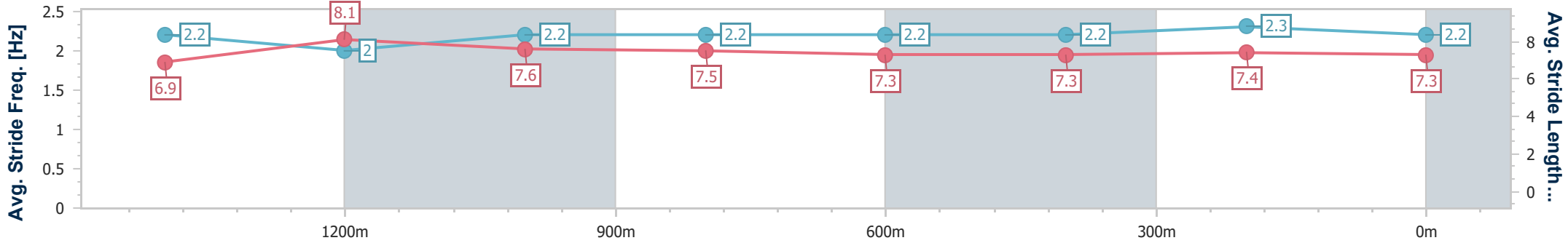
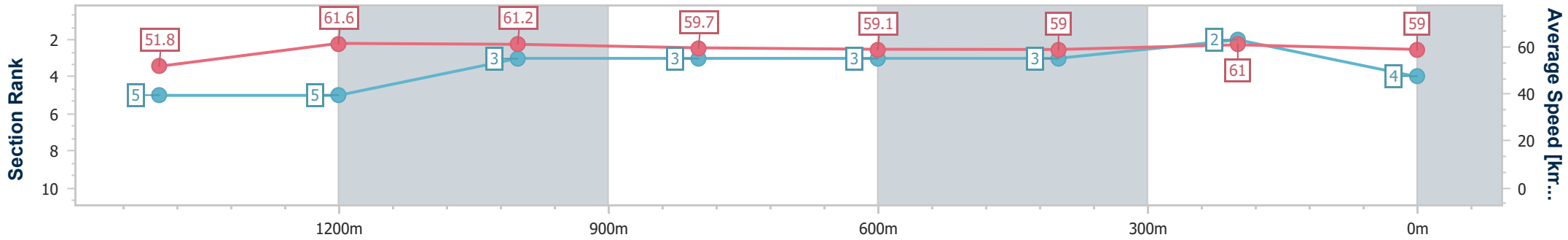
Race 7: VINCE INSURANCE Class 1 Handicap - 1666m

19 April 2023 - 14:54



Track Rating: Good 4, Weather: Overcast, Rail Position: +4m Entire

Section	Overall	1400m	1200m	1000m	800m	600m	400m	200m
Section Times	1:42.21 [4] (0:18.57)	1:23.64 [5] (0:11.70)	1:11.94 [5] (0:11.53)	1:00.41 [3] (0:11.86)	0:48.55 [3] (0:12.17)	0:36.38 [3] (0:12.25)	0:24.13 [3] (0:11.96)	0:12.17 [2] (0:12.17)
Average Speed [km/h]	51.8	61.6	61.2	59.7	59.1	59.0	61.0	59.0
Top Speed [km/h]	64.0	63.3	62.6	60.8	60.7	59.9	61.9	60.5
Avg. Dist. to Rail [m]	3.7	2.1	4.6	6.1	1.4	1.1	3.7	2.6
Avg. Stride Freq. [Hz]	2.2	2.0	2.2	2.2	2.2	2.2	2.3	2.2
Avg. Stride Length [m]	6.9	8.1	7.6	7.5	7.3	7.3	7.4	7.3



- [] Ranking at each section and finish
- .-.- No data available at this section
- NA No data available



Horse/Jockey Name	Time To Testify
Final Rank	5
Fastest Section Time (Section)	0:11.67 (1200m)
Top Speed [km/h] (Section)	63.6 (Overall)
Race State	Finished



Ipswich QLD Professional

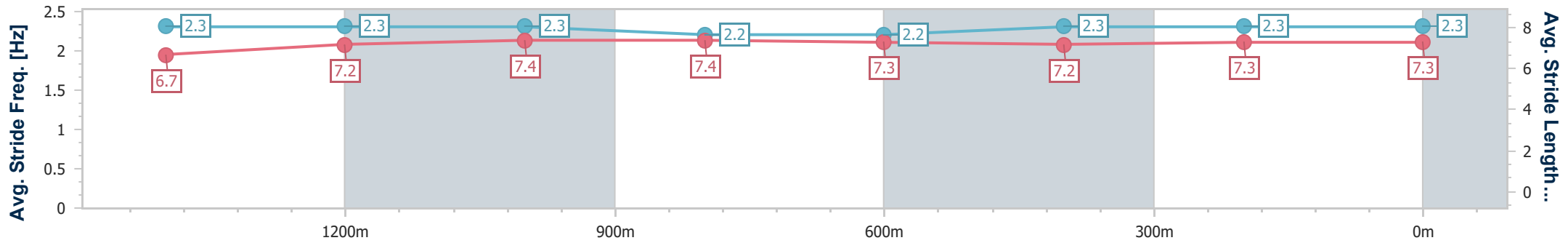
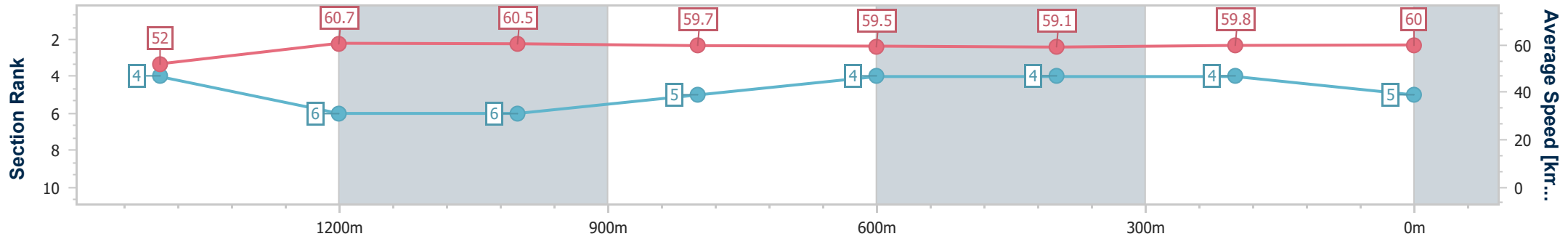
Race 7: VINCE INSURANCE Class 1 Handicap - 1666m

19 April 2023 - 14:54



Track Rating: Good 4, Weather: Overcast, Rail Position: +4m Entire

Section	Overall	1400m	1200m	1000m	800m	600m	400m	200m					
Section Times	1:42.29 [5] (0:18.42)	1:23.87 [4] (0:11.81)	1:12.06 [6] (0:11.67)	1:00.39 [6] (0:11.85)	0:48.54 [5] (0:12.01)	0:36.53 [4] (0:12.27)	0:24.26 [4] (0:12.26)	0:12.00 [4] (0:12.00)					
Average Speed [km/h]	52.0	60.7	60.5	59.7	59.5	59.1	59.8	60.0					
Top Speed [km/h]	63.6	63.3	61.7	60.2	59.9	60.0	60.4	60.5					
Avg. Dist. to Rail [m]	3.0	1.3	4.6	6.3	2.3	1.3	5.5	6.0					
Avg. Stride Freq. [Hz]	2.3	2.3	2.3	2.2	2.2	2.3	2.3	2.3					
Avg. Stride Length [m]	6.7	7.2	7.4	7.4	7.3	7.2	7.3	7.3					



- [] Ranking at each section and finish
- .-.- No data available at this section
- NA No data available



Horse/Jockey Name	Nina Artie
Final Rank	6
Fastest Section Time (Section)	0:11.52 (1400m)
Top Speed [km/h] (Section)	63.5 (1400m)
Race State	Finished



Ipswich QLD Professional

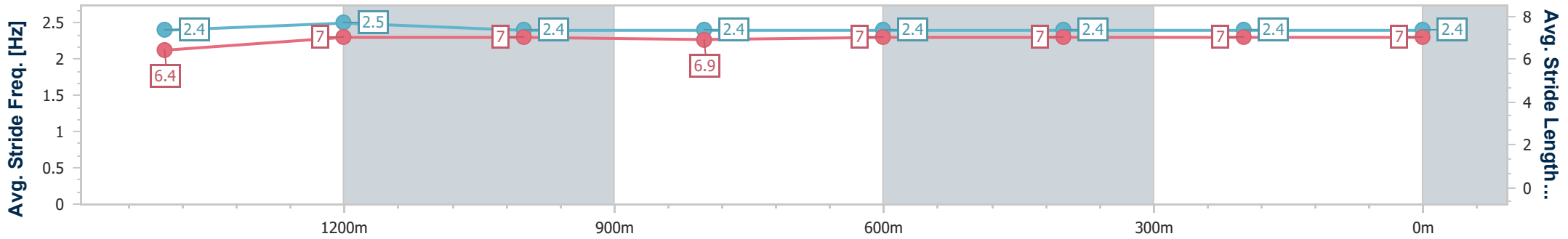
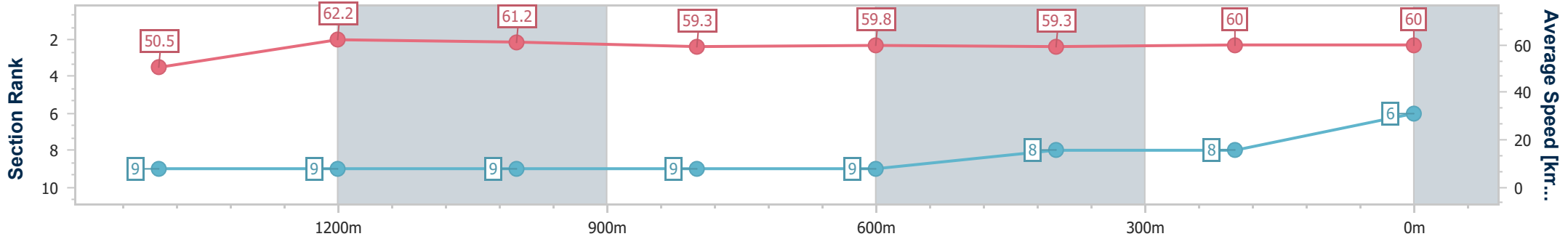
Race 7: VINCE INSURANCE Class 1 Handicap - 1666m

19 April 2023 - 14:54



Track Rating: Good 4, Weather: Overcast, Rail Position: +4m Entire

Section	Overall	1400m	1200m	1000m	800m	600m	400m	200m				
Section Times	1:42.45 [6] (0:18.95)	1:23.50 [9] (0:11.52)	1:11.98 [9] (0:11.67)	1:00.31 [9] (0:12.01)	0:48.30 [9] (0:11.95)	0:36.35 [9] (0:12.19)	0:24.16 [8] (0:12.18)	0:11.98 [8] (0:11.98)				
Average Speed [km/h]	50.5	62.2	61.2	59.3	59.8	59.3	60.0	60.0				
Top Speed [km/h]	62.4	63.5	62.5	60.3	60.5	59.9	61.3	61.1				
Avg. Dist. to Rail [m]	2.7	0.7	2.0	4.1	1.8	1.0	4.8	6.4				
Avg. Stride Freq. [Hz]	2.4	2.5	2.4	2.4	2.4	2.4	2.4	2.4				
Avg. Stride Length [m]	6.4	7.0	7.0	6.9	7.0	7.0	7.0	7.0				



- [] Ranking at each section and finish
- .-.- No data available at this section
- NA No data available



Horse/Jockey Name	Maple Door
Final Rank	7
Fastest Section Time (Section)	0:11.61 (1200m)
Top Speed [km/h] (Section)	63.2 (1400m)
Race State	Finished



Ipswich QLD Professional

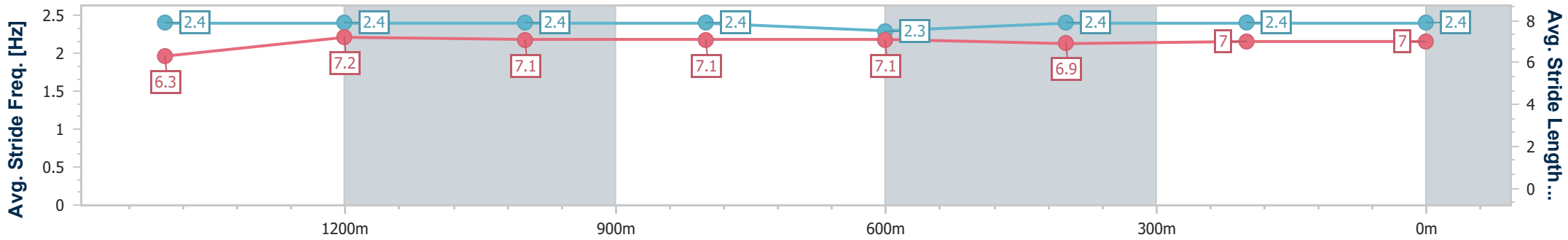
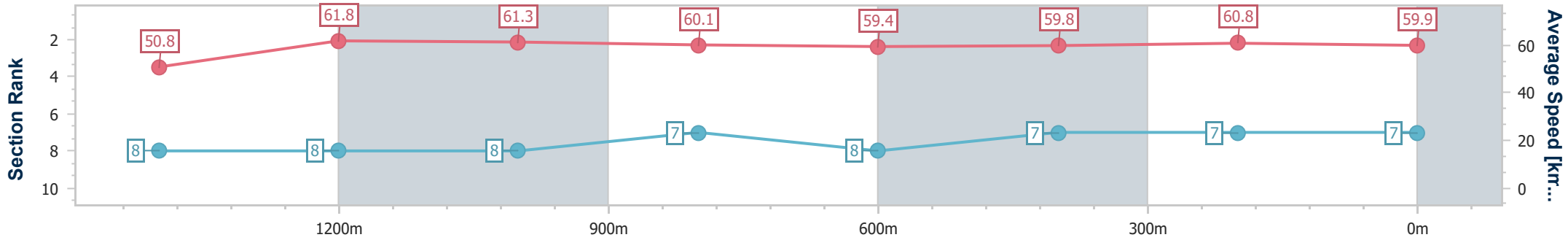
Race 7: VINCE INSURANCE Class 1 Handicap - 1666m

19 April 2023 - 14:54



Track Rating: Good 4, Weather: Overcast, Rail Position: +4m Entire

Section	Overall	1400m	1200m	1000m	800m	600m	400m	200m
Section Times	1:42.47 [7] (0:18.86)	1:23.61 [8] (0:11.65)	1:11.96 [8] (0:11.61)	1:00.35 [8] (0:11.83)	0:48.52 [7] (0:12.10)	0:36.42 [8] (0:12.25)	0:24.17 [7] (0:12.18)	0:11.99 [7] (0:11.99)
Average Speed [km/h]	50.8	61.8	61.3	60.1	59.4	59.8	60.8	59.9
Top Speed [km/h]	62.6	63.2	62.0	61.4	60.6	60.6	61.6	61.5
Avg. Dist. to Rail [m]	3.9	0.5	2.7	4.2	1.3	3.7	8.7	9.6
Avg. Stride Freq. [Hz]	2.4	2.4	2.4	2.4	2.3	2.4	2.4	2.4
Avg. Stride Length [m]	6.3	7.2	7.1	7.1	7.1	6.9	7.0	7.0



- [] Ranking at each section and finish
- .-.- No data available at this section
- NA No data available



Horse/Jockey Name	Havlicek
Final Rank	8
Fastest Section Time (Section)	0:11.52 (1400m)
Top Speed [km/h] (Section)	64.5 (1400m)
Race State	Finished



Ipswich QLD Professional

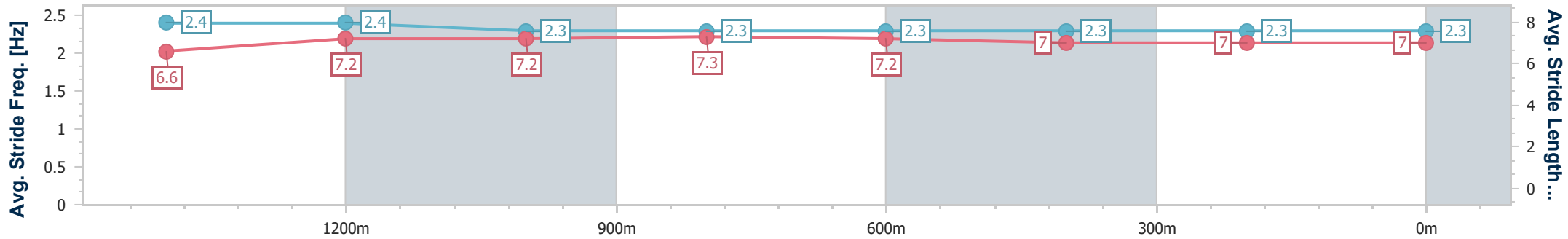
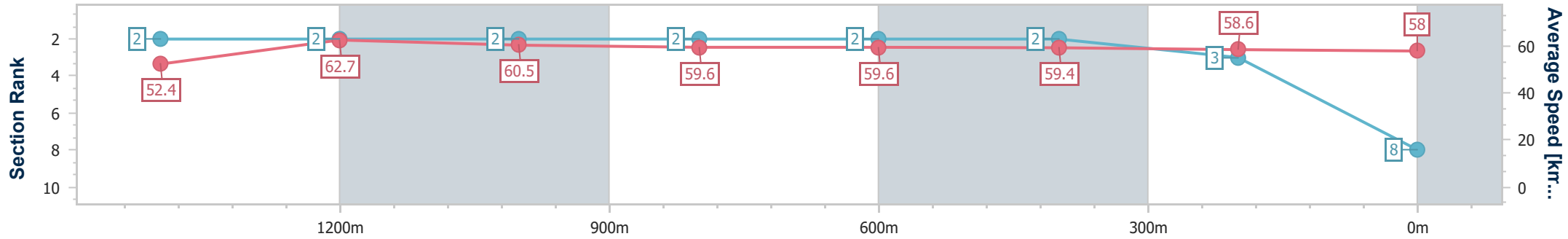
Race 7: VINCE INSURANCE Class 1 Handicap - 1666m

19 April 2023 - 14:54



Track Rating: Good 4, Weather: Overcast, Rail Position: +4m Entire

Section	Overall	1400m	1200m	1000m	800m	600m	400m	200m				
Section Times	1:42.64 [8] (0:18.31)	1:24.33 [2] (0:11.52)	1:12.81 [2] (0:11.72)	1:01.09 [2] (0:11.92)	0:49.17 [2] (0:12.05)	0:37.12 [2] (0:12.22)	0:24.90 [2] (0:12.50)	0:12.40 [3] (0:12.40)				
Average Speed [km/h]	52.4	62.7	60.5	59.6	59.6	59.4	58.6	58.0				
Top Speed [km/h]	64.5	64.5	61.3	60.6	60.1	60.4	59.5	59.0				
Avg. Dist. to Rail [m]	6.2	1.3	3.4	4.8	1.0	2.1	4.5	4.1				
Avg. Stride Freq. [Hz]	2.4	2.4	2.3	2.3	2.3	2.3	2.3	2.3				
Avg. Stride Length [m]	6.6	7.2	7.2	7.3	7.2	7.0	7.0	7.0				



- [] Ranking at each section and finish
- .-.- No data available at this section
- NA No data available



Horse/Jockey Name	Jimmy The Tulip
Final Rank	9
Fastest Section Time (Section)	0:11.61 (1400m)
Top Speed [km/h] (Section)	64.1 (Overall)
Race State	Finished



Ipswich QLD Professional

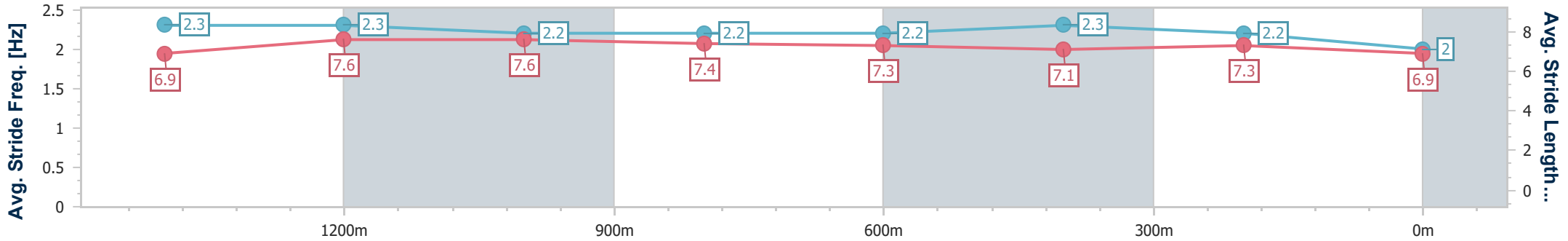
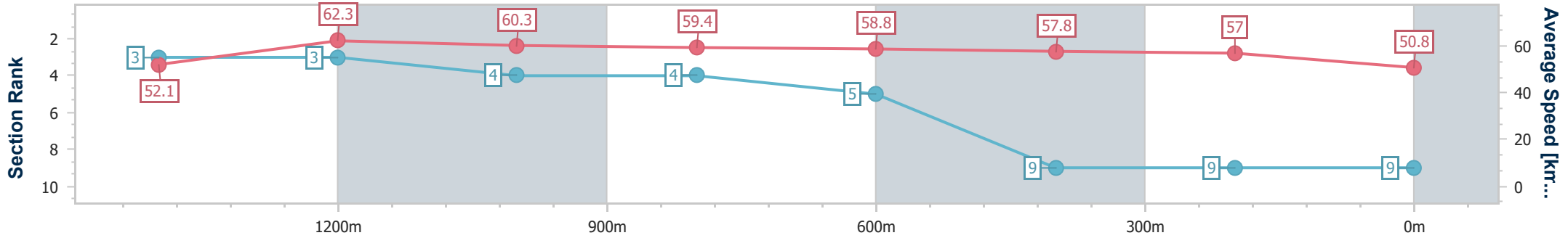
Race 7: VINCE INSURANCE Class 1 Handicap - 1666m

19 April 2023 - 14:54



Track Rating: Good 4, Weather: Overcast, Rail Position: +4m Entire

Section	Overall	1400m	1200m	1000m	800m	600m	400m	200m
Section Times	1:45.60 [9] (0:18.44)	1:27.16 [3] (0:11.61)	1:15.55 [3] (0:11.79)	1:03.76 [4] (0:11.94)	0:51.82 [4] (0:12.23)	0:39.59 [5] (0:12.57)	0:27.02 [9] (0:12.87)	0:14.15 [9] (0:14.15)
Average Speed [km/h]	52.1	62.3	60.3	59.4	58.8	57.8	57.0	50.8
Top Speed [km/h]	64.1	63.5	60.9	60.9	59.4	58.9	59.4	53.5
Avg. Dist. to Rail [m]	7.6	1.7	3.1	5.5	1.6	2.3	5.6	3.7
Avg. Stride Freq. [Hz]	2.3	2.3	2.2	2.2	2.2	2.3	2.2	2.0
Avg. Stride Length [m]	6.9	7.6	7.6	7.4	7.3	7.1	7.3	6.9



- [] Ranking at each section and finish
- .-.- No data available at this section
- NA No data available