



Sunshine Coast QLD Professional

Race 2: WIMMERS PREMIUM SOFT DRINKS Class 5 Handicap - 1000m

23 April 2023 - 12:37



Track Rating: Good 4, Weather: Fine, Rail Position: + 10m Entire

| Section | | Overall | 800m | 600m | 400m | 200m | Last 600m | | | | | |
|-------------|---|----------------------|----------------------|----------------------|--------------------------|--------------------------|--------------------------|--------------------------|--------------------------|------------------------|---------|----|
| Field Times | | 0:57.71 (0:13.29) | 0:44.42 (0:10.69) | 0:33.73 (0:10.78) | 0:22.95 (0:11.13) | 0:11.82 (0:11.82) | 0:33.73 | | | | | |
| Rank | TAB Horse/Jockey | Barrier | Top Speed [km/h] | Fastest Section | Margin | | | | | Distance Travelled [m] | | |
| 1 | 2 HIGHLAND SON James Orman | 4 | 69.3 800m | 0:10.70 800m | 0:57.71 [1] (0:13.63) | 0:44.08 [4] (0:10.70) | 0:33.38 [5] (0:10.70) | 0:22.68 [3] (0:10.86) | 0:11.82 [1] (0:11.82) | 0:57.71 | 0:33.38 | |
| 2 | 6 BELISTIC MAN Tegan Harrison | 3 | 70.2 800m | 0:10.55 800m | 0:58.30 [2] (0:13.44) | 0:44.86 [2] (0:10.55) | 0:34.31 [2] (0:10.77) | 0:23.54 [1] (0:11.21) | 0:12.33 [2] (0:12.33) | 3.3L | 0:34.31 | -1 |
| 3 | 5 GO DEEP Hannah Richardson | 2 | 69.3 800m | 0:10.47 800m | 0:58.82 [3] (0:13.85) | 0:44.97 [5] (0:10.47) | 0:34.50 [4] (0:10.77) | 0:23.73 [4] (0:11.32) | 0:12.41 [5] (0:12.41) | 6.3L | 0:34.50 | -5 |
| 4 | 8 LOGAN'S BLADE Alisha Donald | 1 | 68.2 800m | 0:10.69 800m | 0:58.86 [4] (0:13.29) | 0:45.57 [1] (0:10.69) | 0:34.88 [1] (0:10.81) | 0:24.07 [2] (0:11.48) | 0:12.59 [3] (0:12.59) | 6.5L | 0:34.88 | -2 |
| 5 | 1 ARGYLE LANE Michael Murphy | 7 | 68.8 800m | 0:10.64 800m | 0:59.17 [5] (0:13.62) | 0:45.55 [3] (0:10.64) | 0:34.91 [3] (0:10.87) | 0:24.04 [5] (0:11.29) | 0:12.75 [4] (0:12.75) | 8.3L | 0:34.91 | +2 |

Scratched: Celestial Sol (#3), Enabler (#4), Deep Fire (#7)

[] Ranking at each section and finish
 -:-:- No data available at this section
 NA No data available

SCN Saddle cloth number
 DNF Did not finish
 DNT Did not track



| | |
|--------------------------------|----------------|
| Horse/Jockey Name | Highland Son |
| Final Rank | 1 |
| Fastest Section Time (Section) | 0:10.70 (800m) |
| Top Speed [km/h] (Section) | 69.3 (800m) |
| Race State | Finished |



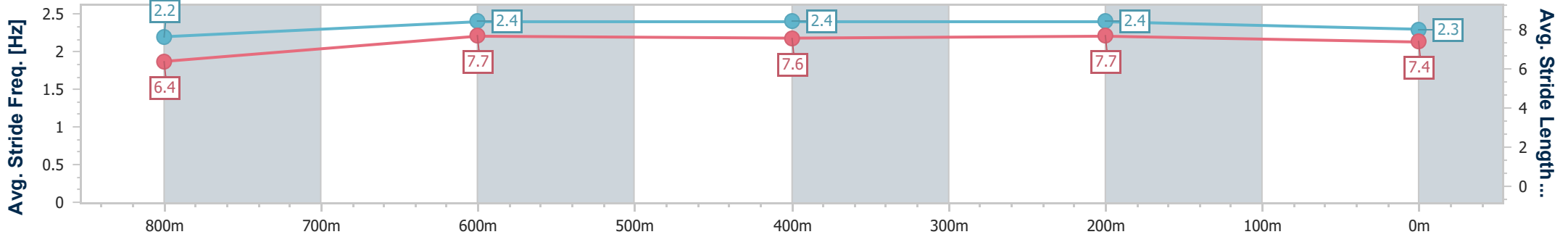
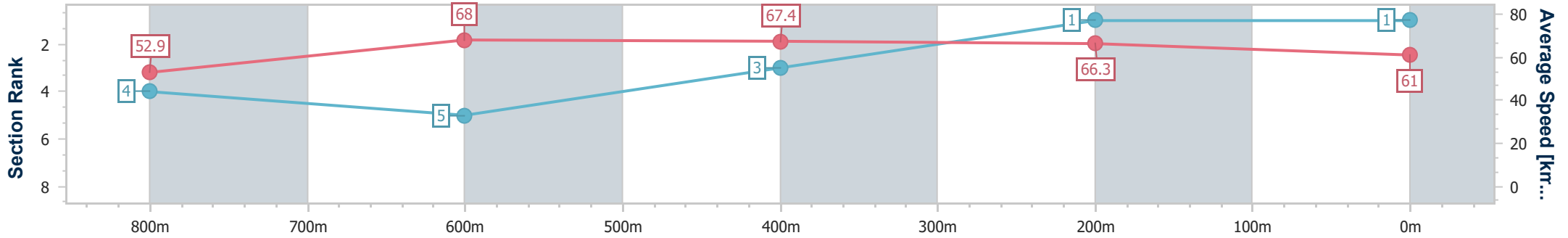
Sunshine Coast QLD Professional
Race 2: WIMMERS PREMIUM SOFT DRINKS Class 5 Handicap - 1000m



23 April 2023 - 12:37

Track Rating: Good 4, Weather: Fine, Rail Position: + 10m Entire

| Section | Overall | 800m | 600m | 400m | 200m |
|------------------------|--------------------------|--------------------------|--------------------------|--------------------------|--------------------------|
| Section Times | 0:57.71 [1] (0:13.63) | 0:44.08 [4] (0:10.70) | 0:33.38 [5] (0:10.70) | 0:22.68 [3] (0:10.86) | 0:11.82 [1] (0:11.82) |
| Average Speed [km/h] | 52.9 | 68.0 | 67.4 | 66.3 | 61.0 |
| Top Speed [km/h] | 67.1 | 69.3 | 68.9 | 67.5 | 64.3 |
| Avg. Dist. to Rail [m] | 5.1 | 2.8 | 0.5 | 1.0 | 0.4 |
| Avg. Stride Freq. [Hz] | 2.2 | 2.4 | 2.4 | 2.4 | 2.3 |
| Avg. Stride Length [m] | 6.4 | 7.7 | 7.6 | 7.7 | 7.4 |



- [] Ranking at each section and finish
- .-.- No data available at this section
- NA No data available



| | |
|--------------------------------|----------------|
| Horse/Jockey Name | Belistic Man |
| Final Rank | 2 |
| Fastest Section Time (Section) | 0:10.55 (800m) |
| Top Speed [km/h] (Section) | 70.2 (800m) |
| Race State | Finished |



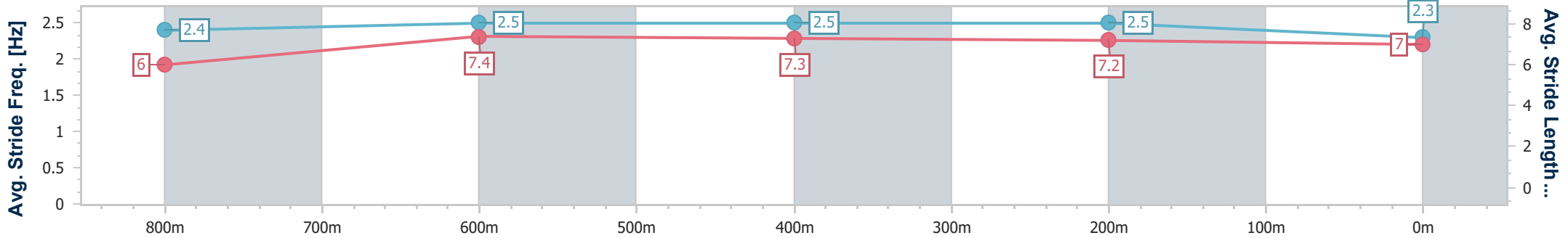
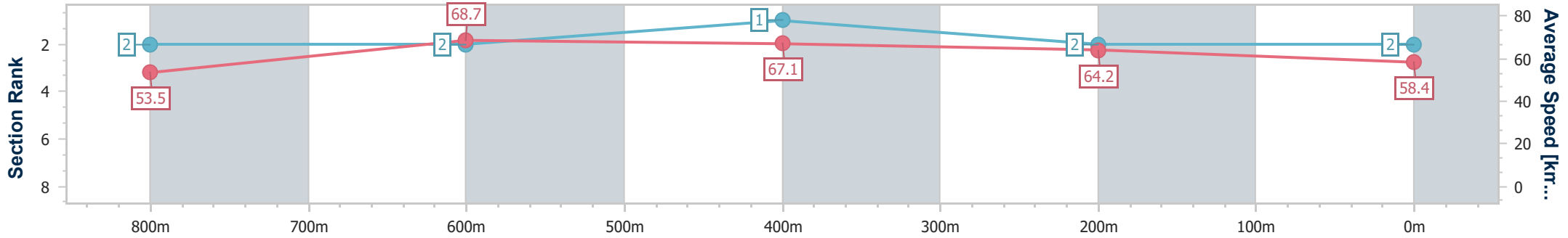
Sunshine Coast QLD Professional
Race 2: WIMMERS PREMIUM SOFT DRINKS Class 5 Handicap - 1000m



23 April 2023 - 12:37

Track Rating: Good 4, Weather: Fine, Rail Position: + 10m Entire

| Section | Overall | 800m | 600m | 400m | 200m |
|------------------------|--------------------------|--------------------------|--------------------------|--------------------------|--------------------------|
| Section Times | 0:58.30 [2] (0:13.44) | 0:44.86 [2] (0:10.55) | 0:34.31 [2] (0:10.77) | 0:23.54 [1] (0:11.21) | 0:12.33 [2] (0:12.33) |
| Average Speed [km/h] | 53.5 | 68.7 | 67.1 | 64.2 | 58.4 |
| Top Speed [km/h] | 67.8 | 70.2 | 69.2 | 66.4 | 61.8 |
| Avg. Dist. to Rail [m] | 3.0 | 1.7 | 0.5 | 0.4 | 1.4 |
| Avg. Stride Freq. [Hz] | 2.4 | 2.5 | 2.5 | 2.5 | 2.3 |
| Avg. Stride Length [m] | 6.0 | 7.4 | 7.3 | 7.2 | 7.0 |



- [] Ranking at each section and finish
- .-.- No data available at this section
- NA No data available



| | |
|--------------------------------|----------------|
| Horse/Jockey Name | Go Deep |
| Final Rank | 3 |
| Fastest Section Time (Section) | 0:10.47 (800m) |
| Top Speed [km/h] (Section) | 69.3 (800m) |
| Race State | Finished |



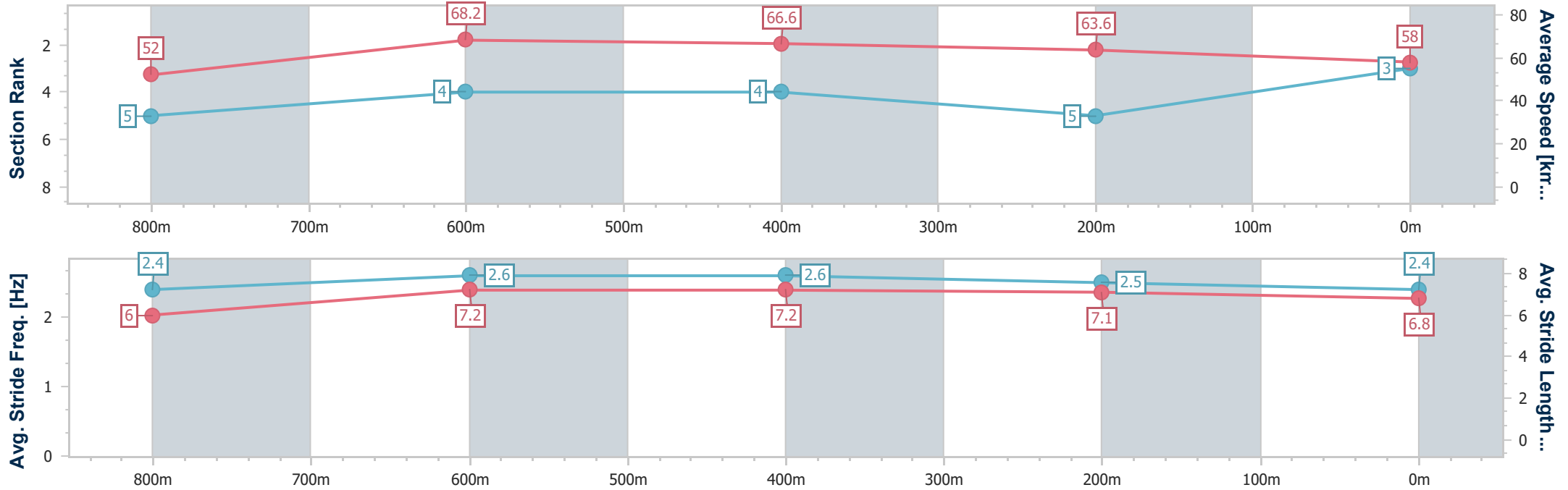
Sunshine Coast QLD Professional
Race 2: WIMMERS PREMIUM SOFT DRINKS Class 5 Handicap - 1000m



23 April 2023 - 12:37

Track Rating: Good 4, Weather: Fine, Rail Position: + 10m Entire

| Section | Overall | 800m | 600m | 400m | 200m |
|------------------------|--------------------------|--------------------------|--------------------------|--------------------------|--------------------------|
| Section Times | 0:58.82 [3] (0:13.85) | 0:44.97 [5] (0:10.47) | 0:34.50 [4] (0:10.77) | 0:23.73 [4] (0:11.32) | 0:12.41 [5] (0:12.41) |
| Average Speed [km/h] | 52.0 | 68.2 | 66.6 | 63.6 | 58.0 |
| Top Speed [km/h] | 67.5 | 69.3 | 69.1 | 64.9 | 61.3 |
| Avg. Dist. to Rail [m] | 1.3 | 1.3 | 0.8 | 0.8 | 1.3 |
| Avg. Stride Freq. [Hz] | 2.4 | 2.6 | 2.6 | 2.5 | 2.4 |
| Avg. Stride Length [m] | 6.0 | 7.2 | 7.2 | 7.1 | 6.8 |



- [] Ranking at each section and finish
- .-.- No data available at this section
- NA No data available



| | |
|--------------------------------|----------------|
| Horse/Jockey Name | Logan's Blade |
| Final Rank | 4 |
| Fastest Section Time (Section) | 0:10.69 (800m) |
| Top Speed [km/h] (Section) | 68.2 (800m) |
| Race State | Finished |



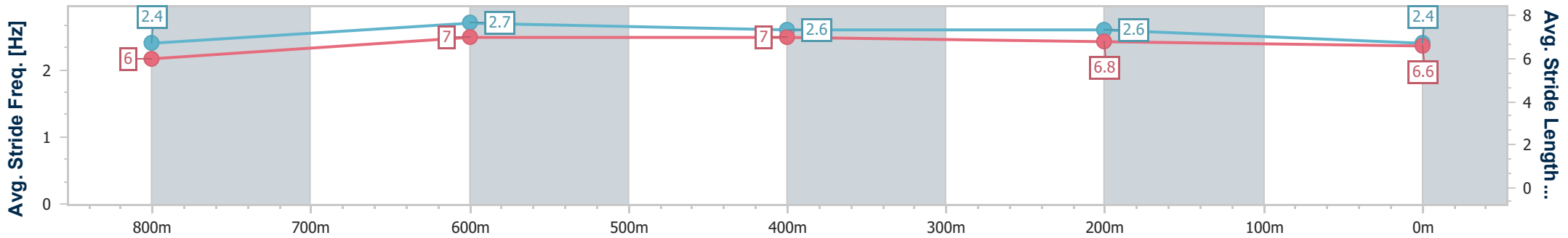
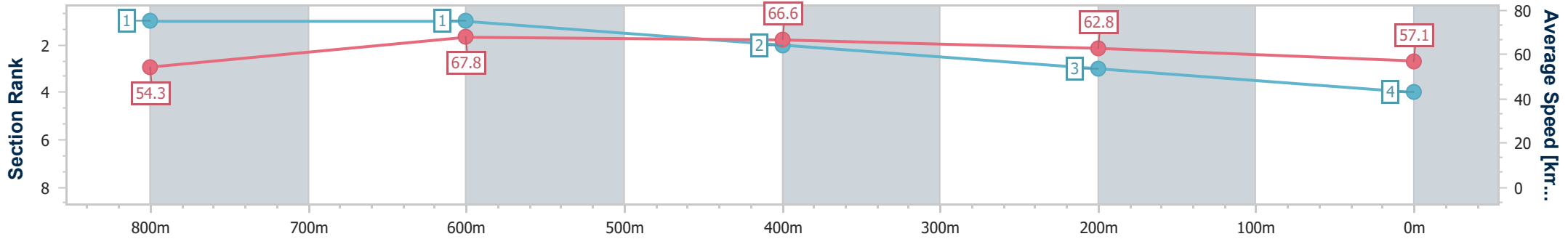
Sunshine Coast QLD Professional
 Race 2: WIMMERS PREMIUM SOFT DRINKS Class 5 Handicap - 1000m



23 April 2023 - 12:37

Track Rating: Good 4, Weather: Fine, Rail Position: + 10m Entire

| Section | Overall | 800m | 600m | 400m | 200m |
|------------------------|--------------------------|--------------------------|--------------------------|--------------------------|--------------------------|
| Section Times | 0:58.86 [4] (0:13.29) | 0:45.57 [1] (0:10.69) | 0:34.88 [1] (0:10.81) | 0:24.07 [2] (0:11.48) | 0:12.59 [3] (0:12.59) |
| Average Speed [km/h] | 54.3 | 67.8 | 66.6 | 62.8 | 57.1 |
| Top Speed [km/h] | 68.0 | 68.2 | 68.2 | 64.3 | 60.5 |
| Avg. Dist. to Rail [m] | 2.9 | 1.9 | 0.5 | 1.0 | 2.5 |
| Avg. Stride Freq. [Hz] | 2.4 | 2.7 | 2.6 | 2.6 | 2.4 |
| Avg. Stride Length [m] | 6.0 | 7.0 | 7.0 | 6.8 | 6.6 |



- [] Ranking at each section and finish
- .-.- No data available at this section
- NA No data available



| | |
|--------------------------------|----------------|
| Horse/Jockey Name | Argyle Lane |
| Final Rank | 5 |
| Fastest Section Time (Section) | 0:10.64 (800m) |
| Top Speed [km/h] (Section) | 68.8 (800m) |
| Race State | Finished |



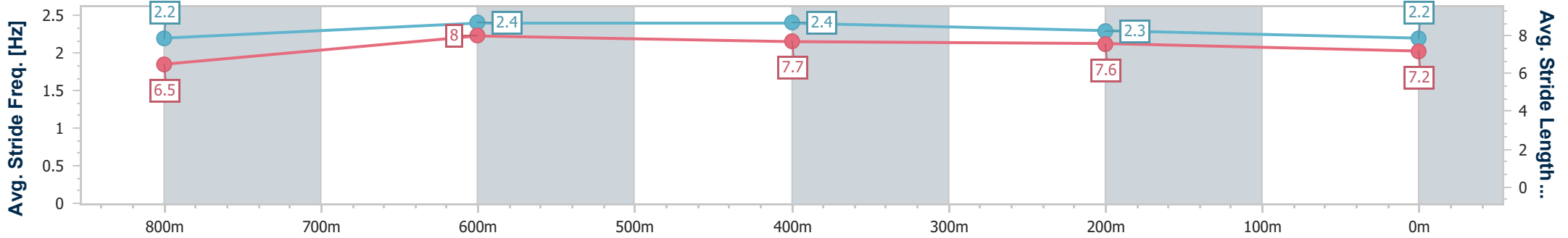
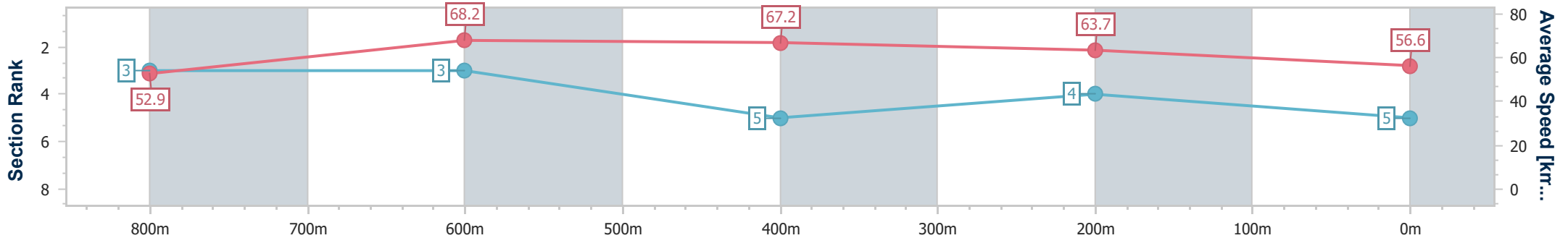
Sunshine Coast QLD Professional
Race 2: WIMMERS PREMIUM SOFT DRINKS Class 5 Handicap - 1000m



23 April 2023 - 12:37

Track Rating: Good 4, Weather: Fine, Rail Position: + 10m Entire

| Section | Overall | 800m | 600m | 400m | 200m |
|------------------------|--------------------------|--------------------------|--------------------------|--------------------------|--------------------------|
| Section Times | 0:59.17 [5] (0:13.62) | 0:45.55 [3] (0:10.64) | 0:34.91 [3] (0:10.87) | 0:24.04 [5] (0:11.29) | 0:12.75 [4] (0:12.75) |
| Average Speed [km/h] | 52.9 | 68.2 | 67.2 | 63.7 | 56.6 |
| Top Speed [km/h] | 68.0 | 68.8 | 68.6 | 66.2 | 60.9 |
| Avg. Dist. to Rail [m] | 5.5 | 2.2 | 2.5 | 4.4 | 5.1 |
| Avg. Stride Freq. [Hz] | 2.2 | 2.4 | 2.4 | 2.3 | 2.2 |
| Avg. Stride Length [m] | 6.5 | 8.0 | 7.7 | 7.6 | 7.2 |



- [] Ranking at each section and finish
- .-.- No data available at this section
- NA No data available