



**Eagle Farm QLD Professional**  
**Race 5: NOVA 106.9 BREAKFAST WITH THE STARS QTIS 3YO QUALITY**  
**HANDICAP - 1300m**  
**29 April 2023 - 13:48**



Track Rating: Good 4, Weather: Fine, Rail Position: +5m Entire Course

Section												Last 600m	
Field Times												0:35.61	
	Overall	1200m	1000m	800m	600m	400m							
	1:16.65 (0:07.64)	1:09.01 (0:10.87)	0:58.14 (0:11.02)	0:47.12 (0:11.51)	0:35.61 (0:11.76)	0:23.85 (0:11.63)							
Rank	TAB	Horse/Jockey	Barrier	Top Speed [km/h]	Fastest Section	Overall	1200m	1000m	800m	600m	400m	Last 600m	Distance Travelled [m]
1	7	<b>SPIRIT QUEEN</b> Ben Thompson	5	67.0	0:08.17	1:16.65 [1] (0:08.17)	1:08.48 [8] (0:11.23)	0:57.25 [9] (0:11.09)	0:46.16 [8] (0:11.48)	0:34.68 [9] (0:11.41)	0:23.27 [8] (0:11.13)	0:34.68	
2	4	<b>CHAIRMAN</b> Damien Thornton	3	67.3	0:08.19	1:16.69 [2] (0:08.19)	1:08.50 [9] (0:10.91)	0:57.59 [7] (0:10.81)	0:46.78 [6] (0:11.85)	0:34.93 [7] (0:11.49)	0:23.44 [6] (0:11.18)	0:34.93	+7
3	1	<b>EKATERINA</b> Tim Clark	7	66.4	0:08.25	1:16.72 [3] (0:08.25)	1:08.47 [10] (0:11.36)	0:57.11 [11] (0:11.16)	0:45.95 [11] (0:11.43)	0:34.52 [11] (0:11.34)	0:23.18 [10] (0:11.22)	0:34.52	+2
4	10	<b>MEMORIA</b> Samantha Collett	10	67.4	0:07.64	1:17.22 [4] (0:07.64)	1:09.58 [1] (0:10.95)	0:58.63 [3] (0:11.04)	0:47.59 [3] (0:11.57)	0:36.02 [4] (0:11.73)	0:24.29 [3] (0:11.75)	0:36.02	+0
5	3	<b>BILLIONAIRE BABY</b> James Orman	1	67.3	0:07.76	1:17.47 [5] (0:07.76)	1:09.71 [2] (0:11.04)	0:58.67 [4] (0:11.14)	0:47.53 [5] (0:11.63)	0:35.90 [5] (0:11.55)	0:24.35 [4] (0:11.45)	0:35.90	-1
6	8	<b>THRILLING AWARD</b> Jaden Lloyd	2	66.6	0:08.11	1:17.52 [6] (0:08.11)	1:09.41 [7] (0:11.22)	0:58.19 [8] (0:11.06)	0:47.13 [8] (0:11.41)	0:35.72 [8] (0:11.43)	0:24.29 [9] (0:11.55)	0:35.72	-4
7	2	<b>STANDING ORDER</b> Ryan Maloney	12	68.4	0:07.83	1:17.52 [7] (0:07.83)	1:09.69 [5] (0:10.72)	0:58.97 [2] (0:10.98)	0:47.99 [2] (0:11.51)	0:36.48 [2] (0:11.76)	0:24.72 [2] (0:11.76)	0:36.48	+2
8	6	<b>I AM ARTIE</b> Jason Taylor	6	69.8	0:08.11	1:17.57 [8] (0:08.11)	1:09.46 [6] (0:10.67)	0:58.79 [6] (0:11.01)	0:47.78 [4] (0:11.42)	0:36.36 [3] (0:11.84)	0:24.52 [5] (0:11.74)	0:36.36	+2
9	5	<b>BETTERDEEL</b> Jim Byrne	8	65.9	0:08.34	1:18.00 [9] (0:08.34)	1:09.66 [11] (0:11.14)	0:58.52 [10] (0:11.19)	0:47.33 [10] (0:11.36)	0:35.97 [10] (0:11.61)	0:24.36 [11] (0:11.69)	0:35.97	+0
10	11	<b>SPANISH ANGELS</b> Angela Jones	11	68.2	0:07.77	1:18.19 [10] (0:07.77)	1:10.42 [3] (0:10.74)	0:59.68 [1] (0:11.03)	0:48.65 [1] (0:11.62)	0:37.03 [1] (0:11.81)	0:25.22 [1] (0:11.78)	0:37.03	-1

Scratched: Rising Pacific (#9)

Report Created: Sat 29 April 2023 14:44 GMT+10 (Note: Timing is based on position data)

Page 1/15

[ ] Ranking at each section and finish  
 -:-:- No data available at this section  
 NA No data available

SCN Saddle cloth number  
 DNF Did not finish  
 DNT Did not track

data processed by TRIPLES DATA



**Eagle Farm QLD Professional**  
**Race 5: NOVA 106.9 BREAKFAST WITH THE STARS QTIS 3YO QUALITY**  
**HANDICAP - 1300m**  
**29 April 2023 - 13:48**



Track Rating: Good 4, Weather: Fine, Rail Position: +5m Entire Course

Section	Overall	1200m	1000m	800m	600m	400m	Last 600m
Field Times	1:16.65 (0:07.64)	1:09.01 (0:10.87)	0:58.14 (0:11.02)	0:47.12 (0:11.51)	0:35.61 (0:11.76)	0:23.85 (0:11.63)	0:35.61

Rank	TAB	Horse/Jockey	Barrier	Top Speed [km/h]	Fastest Section	Distance Travelled [m]
11	12	EARLSTON	4	68.3	0:07.77	
		Taylor Marshall		1200m	Overall	

Overall	1200m	1000m	800m	600m	400m	Last 600m
1:18.51 [11] (0:07.77)	1:10.74 [4] (0:10.98)	0:59.76 [5] (0:11.18)	0:48.58 [7] (0:11.61)	0:36.97 [6] (0:11.75)	0:25.22 [7] (0:11.98)	0:36.97

Scratched: Rising Pacific (#9)

[ ] Ranking at each section and finish  
 -:-:- No data available at this section  
 NA No data available

SCN Saddle cloth number  
 DNF Did not finish  
 DNT Did not track



**Eagle Farm QLD Professional**  
**Race 5: NOVA 106.9 BREAKFAST WITH THE STARS QTIS 3YO QUALITY**  
**HANDICAP - 1300m**  
**29 April 2023 - 13:48**



Track Rating: Good 4, Weather: Fine, Rail Position: +5m Entire Course

Section							200m			Last 600m
Field Times							0:12.22			0:35.61
Rank	TAB	Horse/Jockey	Barrier	Top Speed [km/h]	Fastest Section	Margin				Distance Travelled [m]
1	7	<b>SPIRIT QUEEN</b> Ben Thompson	5	67.0 1000m	0:08.17 Overall	0:12.14 [3] (0:12.14)	1:16.65		0:34.68	
2	4	<b>CHAIRMAN</b> Damien Thornton	3	67.3 1200m	0:08.19 Overall	0:12.26 [1] (0:12.26)	0.21L		0:34.93	+7
3	1	<b>EKATERINA</b> Tim Clark	7	66.4 1000m	0:08.25 Overall	0:11.96 [7] (0:11.96)	0.43L		0:34.52	+2
4	10	<b>MEMORIA</b> Samantha Collett	10	67.4 1200m	0:07.64 Overall	0:12.54 [6] (0:12.54)	3.35L		0:36.02	+0
5	3	<b>BILLIONAIRE BABY</b> James Orman	1	67.3 1200m	0:07.76 Overall	0:12.90 [2] (0:12.90)	4.84L		0:35.90	-1
6	8	<b>THRILLING AWARD</b> Jaden Lloyd	2	66.6 1000m	0:08.11 Overall	0:12.74 [9] (0:12.74)	5.08L		0:35.72	-4
7	2	<b>STANDING ORDER</b> Ryan Maloney	12	68.4 1200m	0:07.83 Overall	0:12.96 [5] (0:12.96)	5.11L		0:36.48	+2
8	6	<b>I AM ARTIE</b> Jason Taylor	6	69.8 1200m	0:08.11 Overall	0:12.78 [8] (0:12.78)	5.38L		0:36.36	+2
9	5	<b>BETTERDEEL</b> Jim Byrne	8	65.9 1200m	0:08.34 Overall	0:12.67 [11] (0:12.67)	7.95L		0:35.97	+0
10	11	<b>SPANISH ANGELS</b> Angela Jones	11	68.2 1200m	0:07.77 Overall	0:13.44 [4] (0:13.44)	9.06L		0:37.03	-1

Scratched: Rising Pacific (#9)

[ ] Ranking at each section and finish  
 -:-:- No data available at this section  
 NA No data available

SCN Saddle cloth number  
 DNF Did not finish  
 DNT Did not track



**Eagle Farm QLD Professional**  
**Race 5: NOVA 106.9 BREAKFAST WITH THE STARS QTIS 3YO QUALITY**  
**HANDICAP - 1300m**  
**29 April 2023 - 13:48**



Track Rating: Good 4, Weather: Fine, Rail Position: +5m Entire Course

Section				200m				Last 600m	
Field Times				0:12.22 (0:12.22)				0:35.61	
Rank	TAB Horse/Jockey	Barrier	Top Speed [km/h]	Fastest Section	Margin				Distance Travelled [m]
11	12 EARLSTON	4	68.3	0:07.77	0:13.24 [10]	10.95L		0:36.97	+1
	Taylor Marshall		1200m	Overall	(0:13.24)				

Scratched: Rising Pacific (#9)

[ ] Ranking at each section and finish  
 -:--:-- No data available at this section  
 NA No data available

SCN Saddle cloth number  
 DNF Did not finish  
 DNT Did not track



Horse/Jockey Name	Spirit Queen
Final Rank	1
Fastest Section Time (Section)	0:08.17 (Overall)
Top Speed [km/h] (Section)	67.0 (1000m)
Race State	Finished

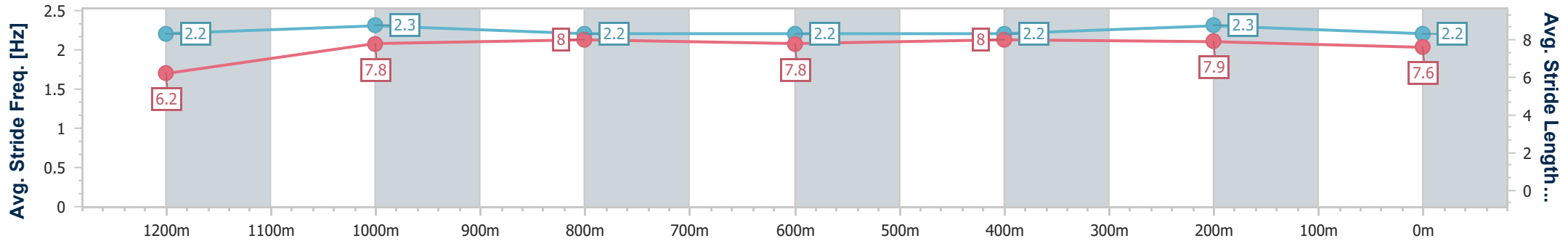
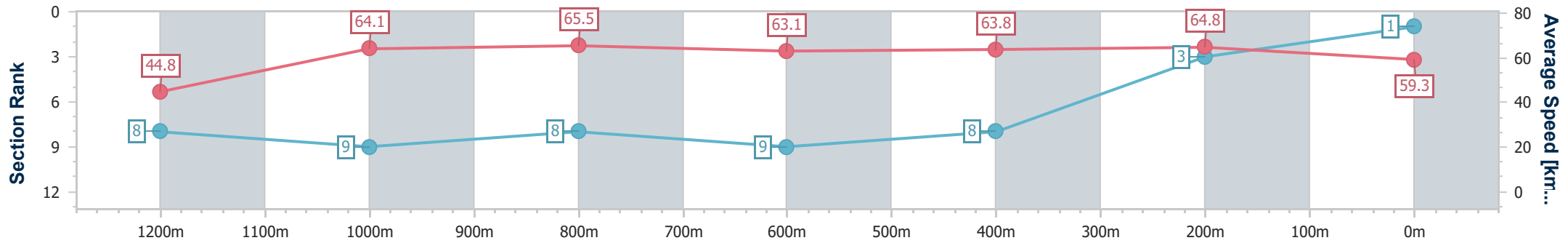


Eagle Farm QLD Professional  
 Race 5: NOVA 106.9 BREAKFAST WITH THE STARS QTIS 3YO  
 QUALITY HANDICAP - 1300m  
 29 April 2023 - 13:48  
 Track Rating: Good 4, Weather: Fine, Rail Position: +5m Entire Course



BRISBANE  
 RACING CLUB

Section	Overall	1200m	1000m	800m	600m	400m	200m
Section Times	1:16.65 [1] (0:08.17)	1:08.48 [8] (0:11.23)	0:57.25 [9] (0:11.09)	0:46.16 [8] (0:11.48)	0:34.68 [9] (0:11.41)	0:23.27 [8] (0:11.13)	0:12.14 [3] (0:12.14)
Average Speed [km/h]	44.8	64.1	65.5	63.1	63.8	64.8	59.3
Top Speed [km/h]	59.7	66.1	67.0	66.5	65.7	65.6	63.4
Avg. Dist. to Rail [m]	11.0	3.5	1.6	1.7	2.4	6.5	7.4
Avg. Stride Freq. [Hz]	2.2	2.3	2.2	2.2	2.2	2.3	2.2
Avg. Stride Length [m]	6.2	7.8	8.0	7.8	8.0	7.9	7.6



- [ ] Ranking at each section and finish
- .-.- No data available at this section
- NA No data available



Horse/Jockey Name	Chairman
Final Rank	2
Fastest Section Time (Section)	0:08.19 (Overall)
Top Speed [km/h] (Section)	67.3 (1200m)
Race State	Finished

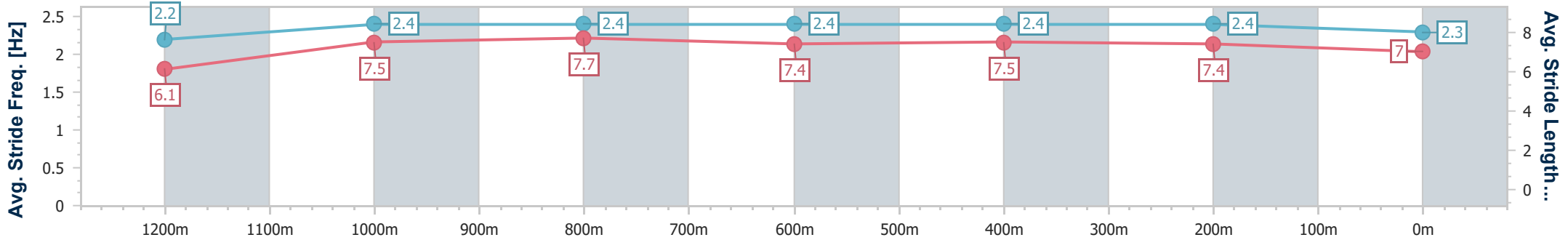
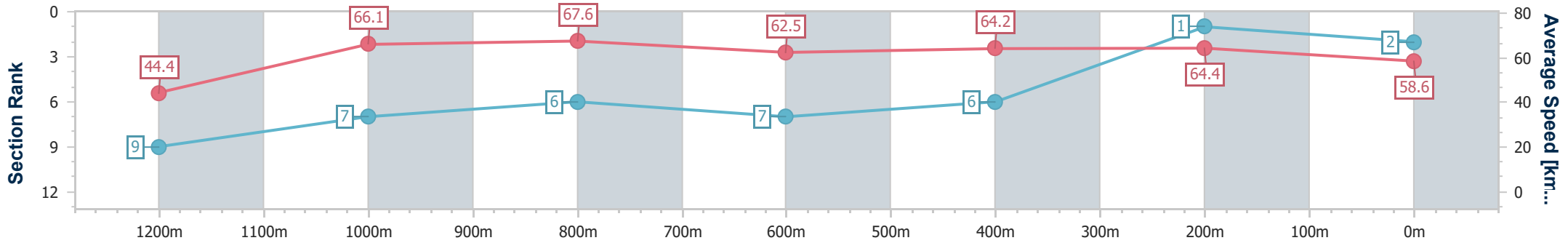


Eagle Farm QLD Professional  
 Race 5: NOVA 106.9 BREAKFAST WITH THE STARS QTIS 3YO  
 QUALITY HANDICAP - 1300m  
 29 April 2023 - 13:48  
 Track Rating: Good 4, Weather: Fine, Rail Position: +5m Entire Course



BRISBANE  
 RACING CLUB

Section	Overall	1200m	1000m	800m	600m	400m	200m
Section Times	1:16.69 [2] (0:08.19)	1:08.50 [9] (0:10.91)	0:57.59 [7] (0:10.81)	0:46.78 [6] (0:11.85)	0:34.93 [7] (0:11.49)	0:23.44 [6] (0:11.18)	0:12.26 [1] (0:12.26)
Average Speed [km/h]	44.4	66.1	67.6	62.5	64.2	64.4	58.6
Top Speed [km/h]	63.1	67.3	67.0	66.3	65.4	66.1	61.7
Avg. Dist. to Rail [m]	9.3	2.9	3.1	6.0	4.9	5.8	6.9
Avg. Stride Freq. [Hz]	2.2	2.4	2.4	2.4	2.4	2.4	2.3
Avg. Stride Length [m]	6.1	7.5	7.7	7.4	7.5	7.4	7.0



- [ ] Ranking at each section and finish
- .-.- No data available at this section
- NA No data available



Horse/Jockey Name	Ekaterina
Final Rank	3
Fastest Section Time (Section)	0:08.25 (Overall)
Top Speed [km/h] (Section)	66.4 (1000m)
Race State	Finished

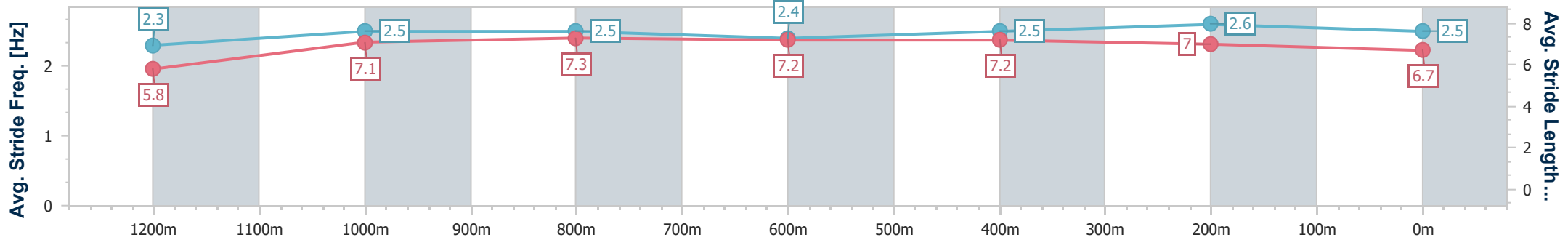
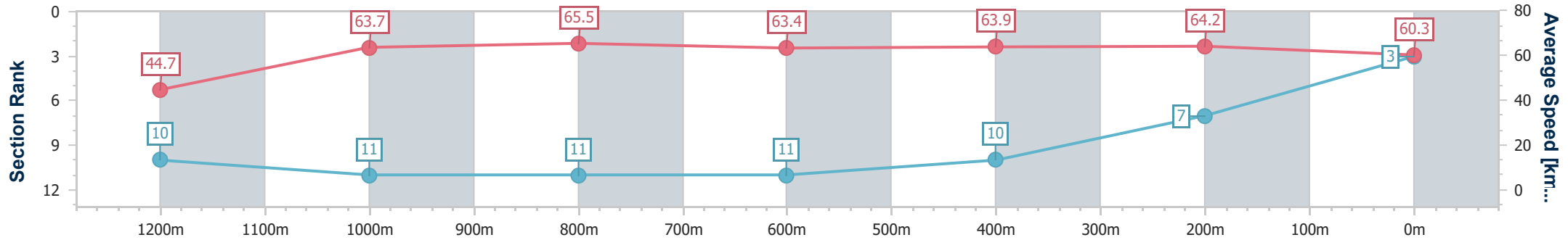


Eagle Farm QLD Professional  
 Race 5: NOVA 106.9 BREAKFAST WITH THE STARS QTIS 3YO  
 QUALITY HANDICAP - 1300m  
 29 April 2023 - 13:48  
 Track Rating: Good 4, Weather: Fine, Rail Position: +5m Entire Course



BRISBANE  
 RACING CLUB

Section	Overall	1200m	1000m	800m	600m	400m	200m
Section Times	1:16.72 [3] (0:08.25)	1:08.47 [10] (0:11.36)	0:57.11 [11] (0:11.16)	0:45.95 [11] (0:11.43)	0:34.52 [11] (0:11.34)	0:23.18 [10] (0:11.22)	0:11.96 [7] (0:11.96)
Average Speed [km/h]	44.7	63.7	65.5	63.4	63.9	64.2	60.3
Top Speed [km/h]	58.9	65.7	66.4	66.4	65.3	65.6	62.9
Avg. Dist. to Rail [m]	15.7	6.5	2.8	1.5	1.2	5.6	7.9
Avg. Stride Freq. [Hz]	2.3	2.5	2.5	2.4	2.5	2.6	2.5
Avg. Stride Length [m]	5.8	7.1	7.3	7.2	7.2	7.0	6.7



- [ ] Ranking at each section and finish
- .-.- No data available at this section
- NA No data available



Horse/Jockey Name	Memoria
Final Rank	4
Fastest Section Time (Section)	0:07.64 (Overall)
Top Speed [km/h] (Section)	67.4 (1200m)
Race State	Finished

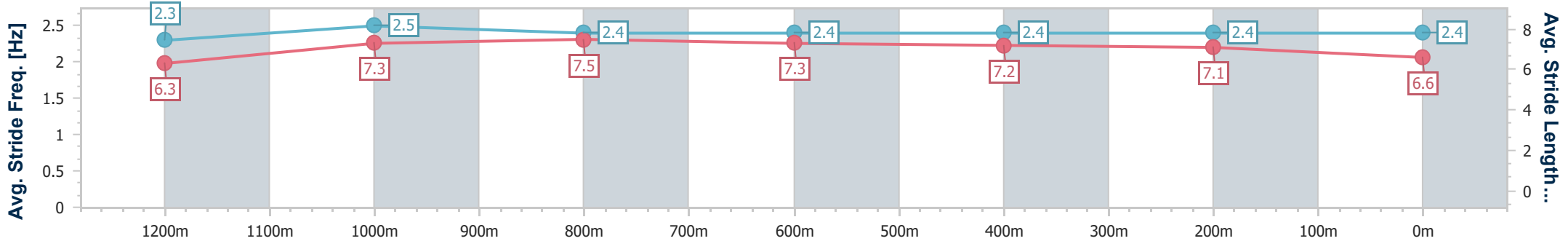
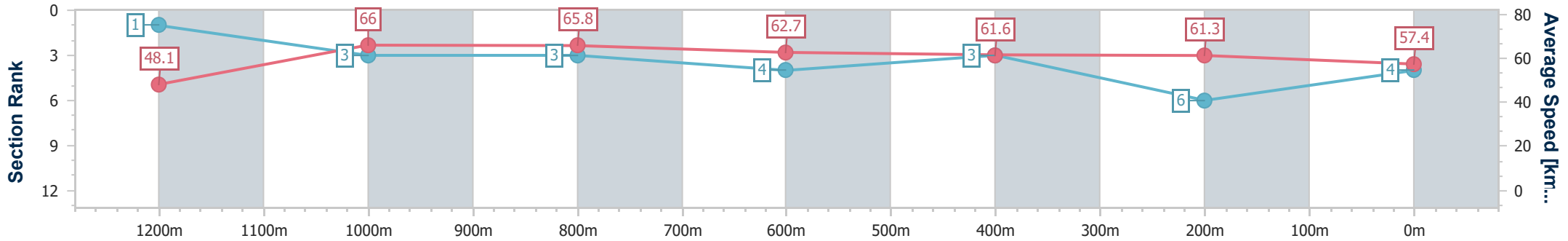


Eagle Farm QLD Professional  
 Race 5: NOVA 106.9 BREAKFAST WITH THE STARS QTIS 3YO  
 QUALITY HANDICAP - 1300m  
 29 April 2023 - 13:48  
 Track Rating: Good 4, Weather: Fine, Rail Position: +5m Entire Course



BRISBANE  
 RACING CLUB

Section	Overall	1200m	1000m	800m	600m	400m	200m
Section Times	1:17.22 [4] (0:07.64)	1:09.58 [1] (0:10.95)	0:58.63 [3] (0:11.04)	0:47.59 [3] (0:11.57)	0:36.02 [4] (0:11.73)	0:24.29 [3] (0:11.75)	0:12.54 [6] (0:12.54)
Average Speed [km/h]	48.1	66.0	65.8	62.7	61.6	61.3	57.4
Top Speed [km/h]	63.6	67.4	67.2	64.4	63.0	62.7	60.0
Avg. Dist. to Rail [m]	15.2	3.4	1.8	1.7	1.1	2.1	2.4
Avg. Stride Freq. [Hz]	2.3	2.5	2.4	2.4	2.4	2.4	2.4
Avg. Stride Length [m]	6.3	7.3	7.5	7.3	7.2	7.1	6.6



- [ ] Ranking at each section and finish
- .-.- No data available at this section
- NA No data available





Horse/Jockey Name	Billionair Baby
Final Rank	5
Fastest Section Time (Section)	0:07.76 (Overall)
Top Speed [km/h] (Section)	67.3 (1200m)
Race State	Finished

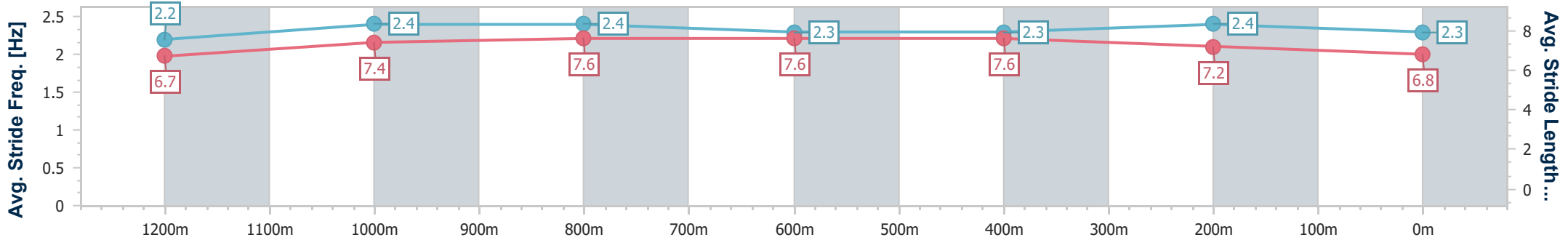
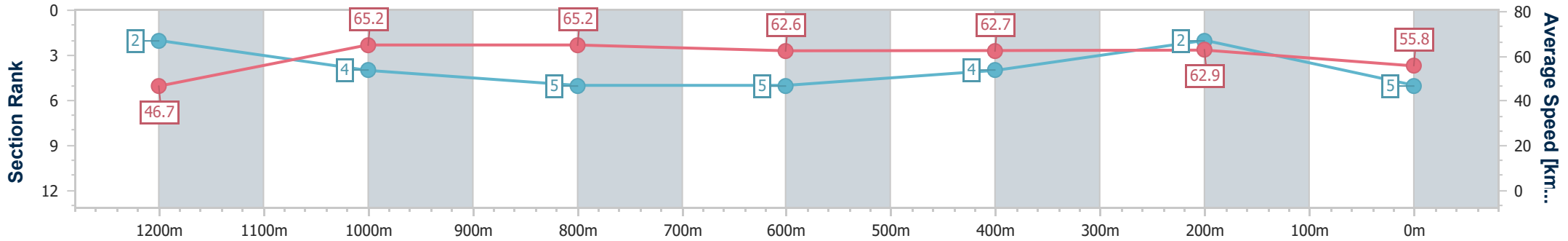


Eagle Farm QLD Professional  
 Race 5: NOVA 106.9 BREAKFAST WITH THE STARS QTIS 3YO  
 QUALITY HANDICAP - 1300m  
 29 April 2023 - 13:48  
 Track Rating: Good 4, Weather: Fine, Rail Position: +5m Entire Course



BRISBANE  
 RACING CLUB

Section	Overall	1200m	1000m	800m	600m	400m	200m
Section Times	1:17.47 [5] (0:07.76)	1:09.71 [2] (0:11.04)	0:58.67 [4] (0:11.14)	0:47.53 [5] (0:11.63)	0:35.90 [5] (0:11.55)	0:24.35 [4] (0:11.45)	0:12.90 [2] (0:12.90)
Average Speed [km/h]	46.7	65.2	65.2	62.6	62.7	62.9	55.8
Top Speed [km/h]	63.4	67.3	66.7	64.8	64.6	64.5	60.2
Avg. Dist. to Rail [m]	3.9	0.4	1.8	2.5	1.3	2.9	3.8
Avg. Stride Freq. [Hz]	2.2	2.4	2.4	2.3	2.3	2.4	2.3
Avg. Stride Length [m]	6.7	7.4	7.6	7.6	7.6	7.2	6.8



- [ ] Ranking at each section and finish
- .-.- No data available at this section
- NA No data available



Horse/Jockey Name	Thrilling Award
Final Rank	6
Fastest Section Time (Section)	0:08.11 (Overall)
Top Speed [km/h] (Section)	66.6 (1000m)
Race State	Finished

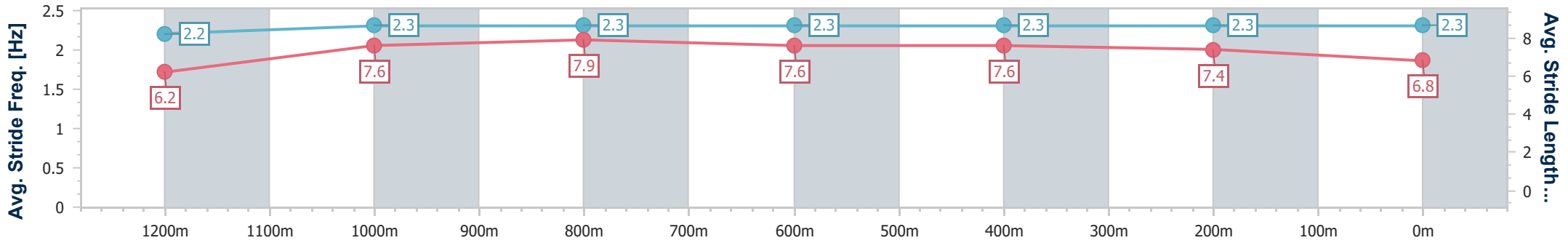
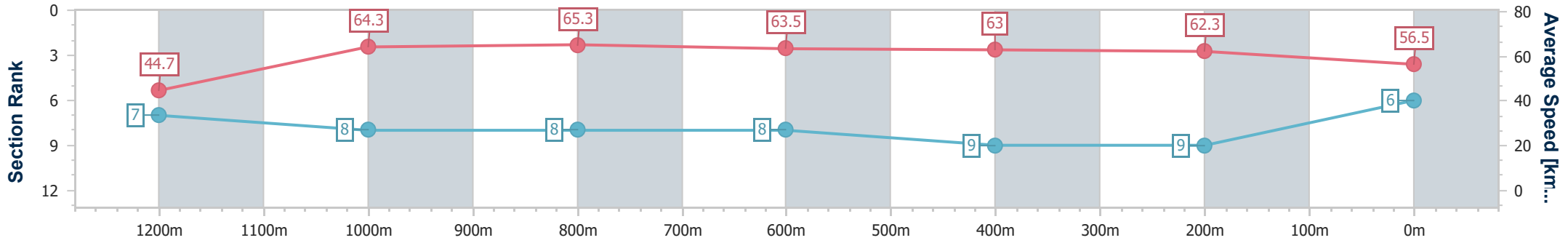


Eagle Farm QLD Professional  
 Race 5: NOVA 106.9 BREAKFAST WITH THE STARS QTIS 3YO  
 QUALITY HANDICAP - 1300m  
 29 April 2023 - 13:48  
 Track Rating: Good 4, Weather: Fine, Rail Position: +5m Entire Course



BRISBANE  
 RACING CLUB

Section	Overall	1200m	1000m	800m	600m	400m	200m
Section Times	1:17.52 [6] (0:08.11)	1:09.41 [7] (0:11.22)	0:58.19 [8] (0:11.06)	0:47.13 [8] (0:11.41)	0:35.72 [8] (0:11.43)	0:24.29 [9] (0:11.55)	0:12.74 [9] (0:12.74)
Average Speed [km/h]	44.7	64.3	65.3	63.5	63.0	62.3	56.5
Top Speed [km/h]	60.3	66.0	66.6	66.0	64.1	65.0	60.1
Avg. Dist. to Rail [m]	7.4	1.6	0.5	1.1	0.4	2.3	4.5
Avg. Stride Freq. [Hz]	2.2	2.3	2.3	2.3	2.3	2.3	2.3
Avg. Stride Length [m]	6.2	7.6	7.9	7.6	7.6	7.4	6.8



- [ ] Ranking at each section and finish
- .-.- No data available at this section
- NA No data available



Horse/Jockey Name	Standing Order
Final Rank	7
Fastest Section Time (Section)	0:07.83 (Overall)
Top Speed [km/h] (Section)	68.4 (1200m)
Race State	Finished

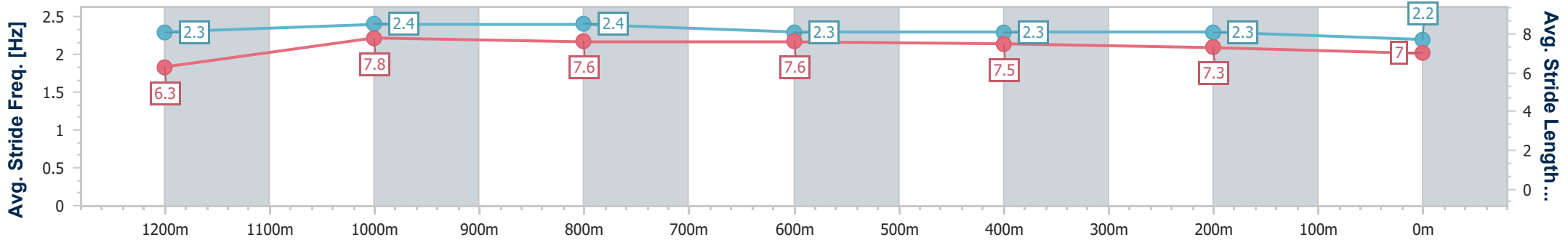
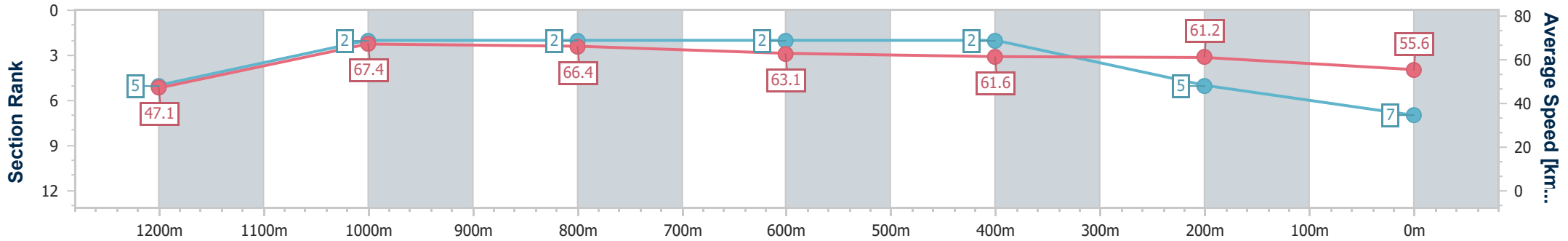


Eagle Farm QLD Professional  
 Race 5: NOVA 106.9 BREAKFAST WITH THE STARS QTIS 3YO  
 QUALITY HANDICAP - 1300m  
 29 April 2023 - 13:48  
 Track Rating: Good 4, Weather: Fine, Rail Position: +5m Entire Course



BRISBANE  
 RACING CLUB

Section	Overall	1200m	1000m	800m	600m	400m	200m
Section Times	1:17.52 [7] (0:07.83)	1:09.69 [5] (0:10.72)	0:58.97 [2] (0:10.98)	0:47.99 [2] (0:11.51)	0:36.48 [2] (0:11.76)	0:24.72 [2] (0:11.76)	0:12.96 [5] (0:12.96)
Average Speed [km/h]	47.1	67.4	66.4	63.1	61.6	61.2	55.6
Top Speed [km/h]	64.7	68.4	67.3	64.4	62.2	62.0	59.1
Avg. Dist. to Rail [m]	17.0	5.7	2.3	1.8	1.4	2.5	1.6
Avg. Stride Freq. [Hz]	2.3	2.4	2.4	2.3	2.3	2.3	2.2
Avg. Stride Length [m]	6.3	7.8	7.6	7.6	7.5	7.3	7.0



- [ ] Ranking at each section and finish
- .-.- No data available at this section
- NA No data available



Horse/Jockey Name	I Am Artie
Final Rank	8
Fastest Section Time (Section)	0:08.11 (Overall)
Top Speed [km/h] (Section)	69.8 (1200m)
Race State	Finished



Eagle Farm QLD Professional  
Race 5: NOVA 106.9 BREAKFAST WITH THE STARS QTIS 3YO  
QUALITY HANDICAP - 1300m

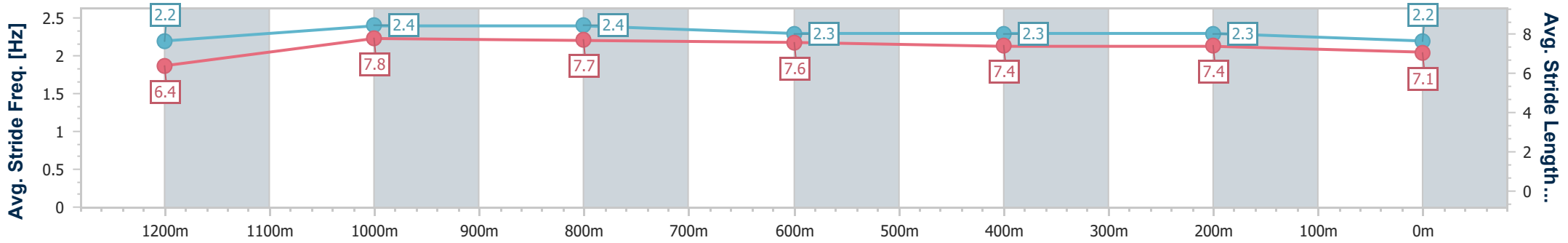
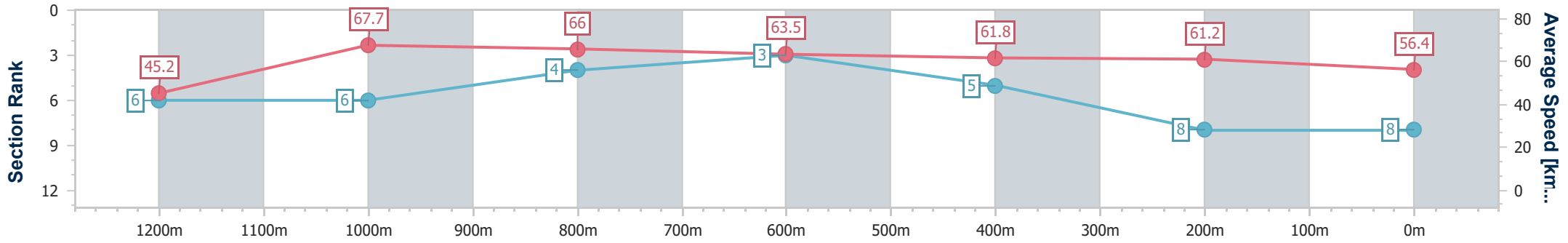


29 April 2023 - 13:48

Track Rating: Good 4, Weather: Fine, Rail Position: +5m Entire Course

BRISBANE RACING CLUB

Section	Overall	1200m	1000m	800m	600m	400m	200m
Section Times	1:17.57 [8] (0:08.11)	1:09.46 [6] (0:10.67)	0:58.79 [6] (0:11.01)	0:47.78 [4] (0:11.42)	0:36.36 [3] (0:11.84)	0:24.52 [5] (0:11.74)	0:12.78 [8] (0:12.78)
Average Speed [km/h]	45.2	67.7	66.0	63.5	61.8	61.2	56.4
Top Speed [km/h]	62.5	69.8	68.2	66.2	63.2	62.9	59.1
Avg. Dist. to Rail [m]	12.7	4.6	1.9	1.9	3.0	5.6	5.4
Avg. Stride Freq. [Hz]	2.2	2.4	2.4	2.3	2.3	2.3	2.2
Avg. Stride Length [m]	6.4	7.8	7.7	7.6	7.4	7.4	7.1



- [ ] Ranking at each section and finish
- .-.- No data available at this section
- NA No data available



Horse/Jockey Name	Betterdeel
Final Rank	9
Fastest Section Time (Section)	0:08.34 (Overall)
Top Speed [km/h] (Section)	65.9 (1200m)
Race State	Finished

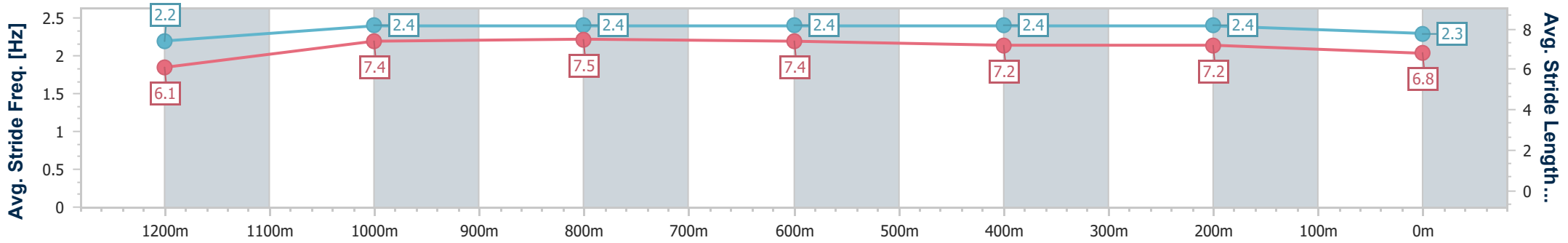
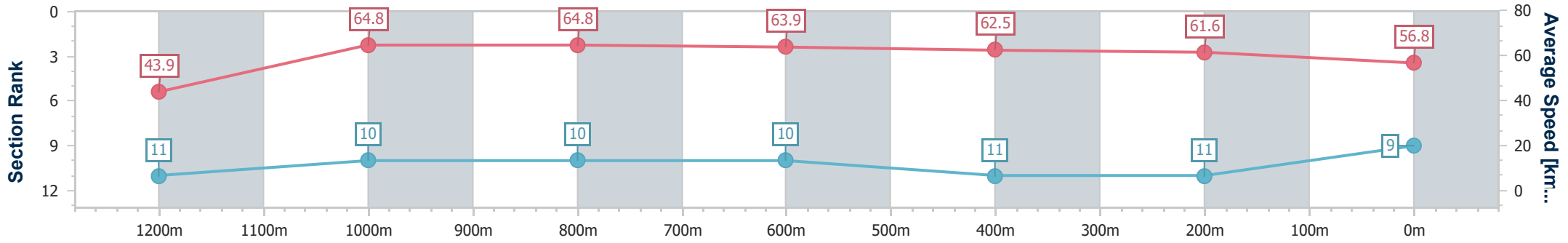


Eagle Farm QLD Professional  
 Race 5: NOVA 106.9 BREAKFAST WITH THE STARS QTIS 3YO  
 QUALITY HANDICAP - 1300m  
 29 April 2023 - 13:48  
 Track Rating: Good 4, Weather: Fine, Rail Position: +5m Entire Course



BRISBANE  
 RACING CLUB

Section	Overall	1200m	1000m	800m	600m	400m	200m
Section Times	1:18.00 [9] (0:08.34)	1:09.66 [11] (0:11.14)	0:58.52 [10] (0:11.19)	0:47.33 [10] (0:11.36)	0:35.97 [10] (0:11.61)	0:24.36 [11] (0:11.69)	0:12.67 [11] (0:12.67)
Average Speed [km/h]	43.9	64.8	64.8	63.9	62.5	61.6	56.8
Top Speed [km/h]	61.6	65.9	65.6	65.9	63.5	63.0	59.4
Avg. Dist. to Rail [m]	12.5	2.2	1.7	1.8	1.4	3.5	3.7
Avg. Stride Freq. [Hz]	2.2	2.4	2.4	2.4	2.4	2.4	2.3
Avg. Stride Length [m]	6.1	7.4	7.5	7.4	7.2	7.2	6.8



- [ ] Ranking at each section and finish
- .-.- No data available at this section
- NA No data available



Horse/Jockey Name	Spanish Angels
Final Rank	10
Fastest Section Time (Section)	0:07.77 (Overall)
Top Speed [km/h] (Section)	68.2 (1200m)
Race State	Finished



Eagle Farm QLD Professional  
 Race 5: NOVA 106.9 BREAKFAST WITH THE STARS QTIS 3YO  
 QUALITY HANDICAP - 1300m

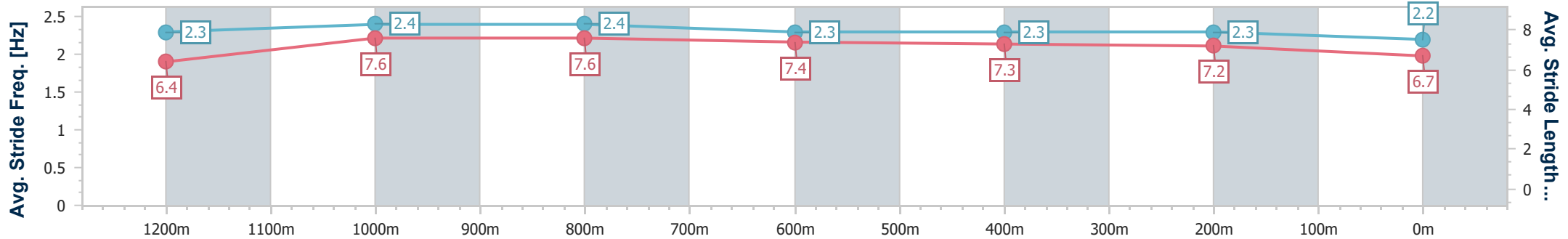
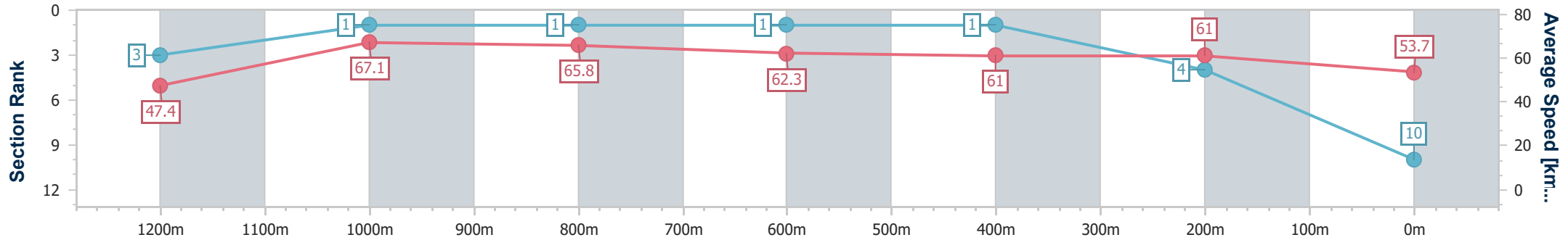


29 April 2023 - 13:48

Track Rating: Good 4, Weather: Fine, Rail Position: +5m Entire Course

BRISBANE RACING CLUB

Section	Overall	1200m	1000m	800m	600m	400m	200m
Section Times	1:18.19 [10] (0:07.77)	1:10.42 [3] (0:10.74)	0:59.68 [1] (0:11.03)	0:48.65 [1] (0:11.62)	0:37.03 [1] (0:11.81)	0:25.22 [1] (0:11.78)	0:13.44 [4] (0:13.44)
Average Speed [km/h]	47.4	67.1	65.8	62.3	61.0	61.0	53.7
Top Speed [km/h]	64.9	68.2	67.5	64.6	62.2	63.0	57.9
Avg. Dist. to Rail [m]	15.9	4.5	1.5	1.1	0.3	0.4	0.9
Avg. Stride Freq. [Hz]	2.3	2.4	2.4	2.3	2.3	2.3	2.2
Avg. Stride Length [m]	6.4	7.6	7.6	7.4	7.3	7.2	6.7



- [ ] Ranking at each section and finish
- .-.- No data available at this section
- NA No data available



Horse/Jockey Name	Earlston
Final Rank	11
Fastest Section Time (Section)	0:07.77 (Overall)
Top Speed [km/h] (Section)	68.3 (1200m)
Race State	Finished



Eagle Farm QLD Professional  
 Race 5: NOVA 106.9 BREAKFAST WITH THE STARS QTIS 3YO  
 QUALITY HANDICAP - 1300m

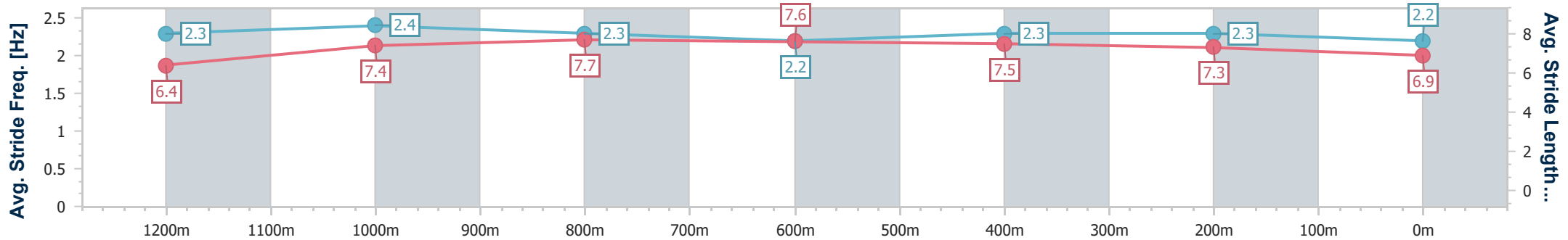
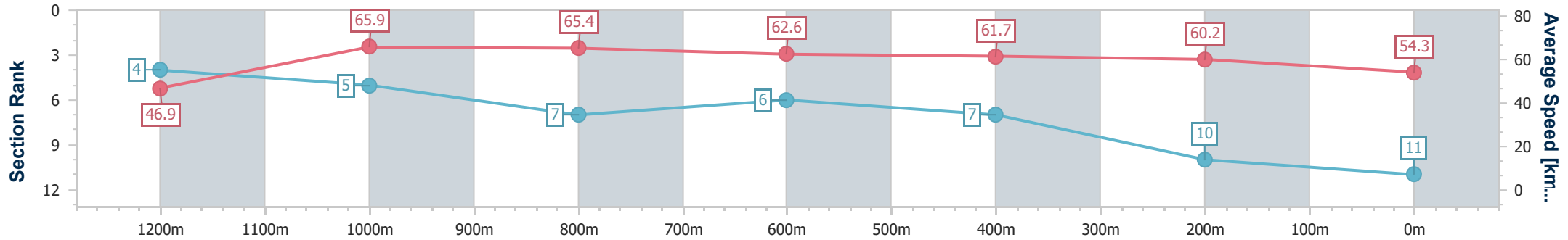


29 April 2023 - 13:48

Track Rating: Good 4, Weather: Fine, Rail Position: +5m Entire Course

BRISBANE RACING CLUB

Section	Overall	1200m	1000m	800m	600m	400m	200m
Section Times	1:18.51 [11] (0:07.77)	1:10.74 [4] (0:10.98)	0:59.76 [5] (0:11.18)	0:48.58 [7] (0:11.61)	0:36.97 [6] (0:11.75)	0:25.22 [7] (0:11.98)	0:13.24 [10] (0:13.24)
Average Speed [km/h]	46.9	65.9	65.4	62.6	61.7	60.2	54.3
Top Speed [km/h]	62.1	68.3	66.6	64.6	62.8	62.5	57.4
Avg. Dist. to Rail [m]	9.9	3.8	3.1	1.9	1.6	4.1	5.3
Avg. Stride Freq. [Hz]	2.3	2.4	2.3	2.2	2.3	2.3	2.2
Avg. Stride Length [m]	6.4	7.4	7.7	7.6	7.5	7.3	6.9



- [ ] Ranking at each section and finish
- .-.- No data available at this section
- NA No data available