



# Toowoomba QLD Professional

## Race 5: LUKE & BETINA TIE THE KNOT Maiden Plate - 1625m

29 April 2023 - 19:07



Track Rating: Good 4, Weather: Fine, Rail Position: +2m Entire

Section		Overall	1400m	1200m	1000m	800m	600m	400m	Last 600m				
Field Times		1:39.40 (0:14.47)	1:24.93 (0:10.70)	1:14.23 (0:11.43)	1:02.80 (0:12.03)	0:50.77 (0:12.69)	0:38.08 (0:13.16)	0:24.92 (0:12.49)	0:38.08				
Rank	TAB Horse/Jockey	Barrier	Top Speed [km/h]	Fastest Section									Distance Travelled [m]
1	5 MY WHISTLEBLOWER Jake Molloy	1	69.2 Overall	0:10.71 1400m	1:39.40 [1] (0:14.86)	1:24.54 [6] (0:10.71)	1:13.83 [6] (0:11.60)	1:02.23 [7] (0:12.17)	0:50.06 [6] (0:12.49)	0:37.57 [6] (0:12.86)	0:24.71 [5] (0:12.66)	0:37.57	
2	8 LIZZIE'S PRIDE Alisha Donald	5	70.5 Overall	0:10.92 1400m	1:39.40 [2] (0:14.48)	1:24.92 [2] (0:10.92)	1:14.00 [5] (0:11.55)	1:02.45 [5] (0:12.24)	0:50.21 [5] (0:12.57)	0:37.64 [5] (0:12.72)	0:24.92 [2] (0:12.49)	0:37.64	+14
3	10 RUGGED WOMAN Michael Murphy	2	67.5 Overall	0:10.87 1400m	1:39.74 [3] (0:15.19)	1:24.55 [8] (0:10.87)	1:13.68 [8] (0:11.37)	1:02.31 [8] (0:12.14)	0:50.17 [8] (0:12.43)	0:37.74 [7] (0:12.65)	0:25.09 [4] (0:12.57)	0:37.74	+11
4	2 BURN THE BOATS Georgina Cartwright	15	68.7 Overall	0:11.05 1400m	1:40.97 [4] (0:15.38)	1:25.59 [9] (0:11.05)	1:14.54 [9] (0:11.36)	1:03.18 [9] (0:12.19)	0:50.99 [9] (0:12.35)	0:38.64 [9] (0:12.73)	0:25.91 [6] (0:12.78)	0:38.64	+9
5	7 CALLYWAG Kenji Yoshida	6	70.8 Overall	0:10.65 1400m	1:41.05 [5] (0:14.52)	1:26.53 [3] (0:10.65)	1:15.88 [1] (0:11.51)	1:04.37 [3] (0:12.18)	0:52.19 [3] (0:12.58)	0:39.61 [2] (0:13.05)	0:26.56 [1] (0:12.95)	0:39.61	+5
6	1 A DEVIL'S CHANCE Justin Stanley	4	66.5 Overall	0:10.97 1400m	1:41.63 [6] (0:15.55)	1:26.08 [10] (0:10.97)	1:15.11 [10] (0:11.44)	1:03.67 [10] (0:12.26)	0:51.41 [10] (0:12.30)	0:39.11 [10] (0:12.68)	0:26.43 [9] (0:12.91)	0:39.11	+11
7	6 THE UPRISING Nathan Fazackerley	3	71.8 Overall	0:10.72 1400m	1:42.08 [7] (0:14.84)	1:27.24 [7] (0:10.72)	1:16.52 [7] (0:11.45)	1:05.07 [6] (0:12.28)	0:52.79 [7] (0:12.59)	0:40.20 [8] (0:13.02)	0:27.18 [7] (0:13.20)	0:40.20	+13
8	4 MAILOUT Jason Taylor	16	73.8 Overall	0:10.76 1400m	1:42.64 [8] (0:14.47)	1:28.17 [1] (0:10.76)	1:17.41 [2] (0:11.37)	1:06.04 [2] (0:12.03)	0:54.01 [1] (0:12.69)	0:41.32 [1] (0:13.23)	0:28.09 [3] (0:13.65)	0:41.32	+15
9	9 MONGOLIAN FLAME Micheal Hellyer	13	71.6 Overall	0:10.65 1400m	1:44.82 [9] (0:14.74)	1:30.08 [4] (0:10.65)	1:19.43 [4] (0:11.21)	1:08.22 [1] (0:12.26)	0:55.96 [2] (0:12.70)	0:43.26 [3] (0:13.50)	0:29.76 [8] (0:14.43)	0:43.26	+13
10	11 ZESTY BOY Sariah Champkin	7	72.4 Overall	0:10.53 1400m	1:45.09 [10] (0:14.78)	1:30.31 [5] (0:10.53)	1:19.78 [3] (0:11.39)	1:08.39 [4] (0:12.38)	0:56.01 [4] (0:12.69)	0:43.32 [4] (0:13.69)	0:29.63 [10] (0:14.51)	0:43.32	+14

Scratched: Oracle's Drummer (#14), Flawless Ambition (#3), Vale Street (#12), Vain Luke (#13), Chance With Wolves (#15), Red Vegas (#16)



# Toowoomba QLD Professional

## Race 5: LUKE & BETINA TIE THE KNOT Maiden Plate - 1625m

29 April 2023 - 19:07



Track Rating: Good 4, Weather: Fine, Rail Position: +2m Entire

Section				200m				Last 600m	
Field Times				0:12.43 (0:12.43)				0:38.08	
Rank	TAB	Horse/Jockey	Barrier	Top Speed [km/h]	Fastest Section	Margin			Distance Travelled [m]
1	5	<b>MY WHISTLEBLOWER</b> Jake Molloy	1	69.2 Overall	0:10.71 1400m	0:12.05 [3] (0:12.05)	1:39.40		0:37.57
2	8	<b>LIZZIE'S PRIDE</b> Alisha Donald	5	70.5 Overall	0:10.92 1400m	0:12.43 [1] (0:12.43)	0.1L		0:37.64 +14
3	10	<b>RUGGED WOMAN</b> Michael Murphy	2	67.5 Overall	0:10.87 1400m	0:12.52 [2] (0:12.52)	2.1L		0:37.74 +11
4	2	<b>BURN THE BOATS</b> Georgina Cartwright	15	68.7 Overall	0:11.05 1400m	0:13.13 [5] (0:13.13)	9.1L		0:38.64 +9
5	7	<b>CALLYWAG</b> Kenji Yoshida	6	70.8 Overall	0:10.65 1400m	0:13.61 [4] (0:13.61)	9.5L		0:39.61 +5
6	1	<b>A DEVIL'S CHANCE</b> Justin Stanley	4	66.5 Overall	0:10.97 1400m	0:13.52 [6] (0:13.52)	12.8L		0:39.11 +11
7	6	<b>THE UPRISING</b> Nathan Fazackerley	3	71.8 Overall	0:10.72 1400m	0:13.98 [8] (0:13.98)	15.3L		0:40.20 +13
8	4	<b>MAILOUT</b> Jason Taylor	16	73.8 Overall	0:10.76 1400m	0:14.44 [7] (0:14.44)	18.6L		0:41.32 +15
9	9	<b>MONGOLIAN FLAME</b> Micheal Hellyer	13	71.6 Overall	0:10.65 1400m	0:15.33 [9] (0:15.33)	31.4L		0:43.26 +13
10	11	<b>ZESTY BOY</b> Sariah Champkin	7	72.4 Overall	0:10.53 1400m	0:15.12 [10] (0:15.12)	32.9L		0:43.32 +14

Scratched: Oracle's Drummer (#14), Flawless Ambition (#3), Vale Street (#12), Vain Luke (#13), Chance With Wolves (#15), Red Vegas (#16)

Report Created: Sat 29 April 2023 21:05 GMT+10 (Note: Timing is based on position data)

Page 2/12

[ ] Ranking at each section and finish  
 -:-:- No data available at this section  
 NA No data available

SCN Saddle cloth number  
 DNF Did not finish  
 DNT Did not track

data processed by TRIPLESDATA



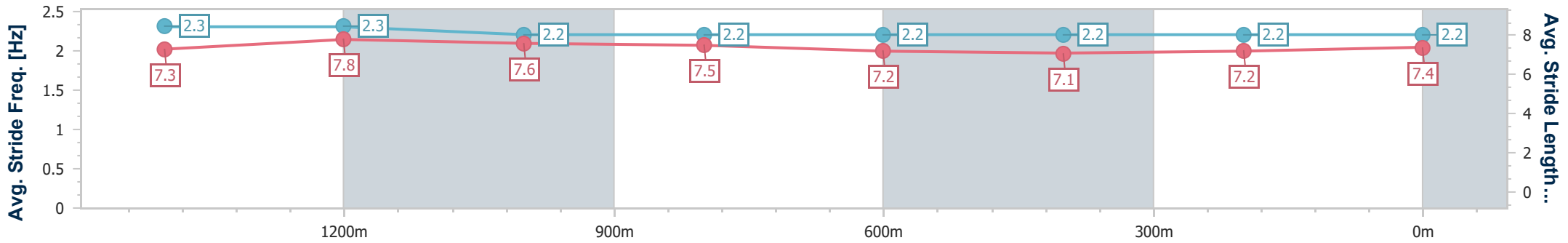
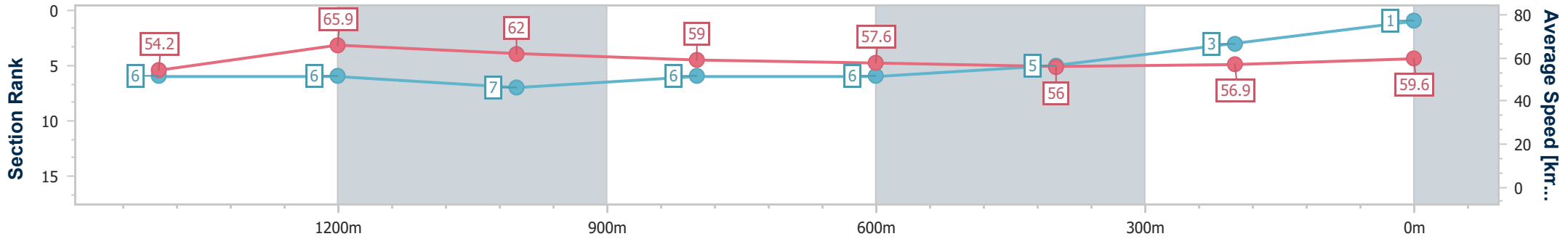
Horse/Jockey Name	My Whistleblower
Final Rank	1
Fastest Section Time (Section)	0:10.71 (1400m)
Top Speed [km/h] (Section)	69.2 (Overall)
Race State	Finished



Toowoomba QLD Professional  
 Race 5: LUKE & BETINA TIE THE KNOT Maiden Plate - 1625m  
 29 April 2023 - 19:07  
 Track Rating: Good 4, Weather: Fine, Rail Position: +2m Entire



Section	Overall	1400m	1200m	1000m	800m	600m	400m	200m
Section Times	1:39.40 [1] (0:14.86)	1:24.54 [6] (0:10.71)	1:13.83 [6] (0:11.60)	1:02.23 [7] (0:12.17)	0:50.06 [6] (0:12.49)	0:37.57 [6] (0:12.86)	0:24.71 [5] (0:12.66)	0:12.05 [3] (0:12.05)
Average Speed [km/h]	54.2	65.9	62.0	59.0	57.6	56.0	56.9	59.6
Top Speed [km/h]	69.2	69.0	63.2	59.7	58.5	58.1	58.6	60.2
Avg. Dist. to Rail [m]	2.8	3.3	1.4	0.8	0.3	0.6	0.3	0.4
Avg. Stride Freq. [Hz]	2.3	2.3	2.2	2.2	2.2	2.2	2.2	2.2
Avg. Stride Length [m]	7.3	7.8	7.6	7.5	7.2	7.1	7.2	7.4



- [ ] Ranking at each section and finish
- .-.- No data available at this section
- NA No data available



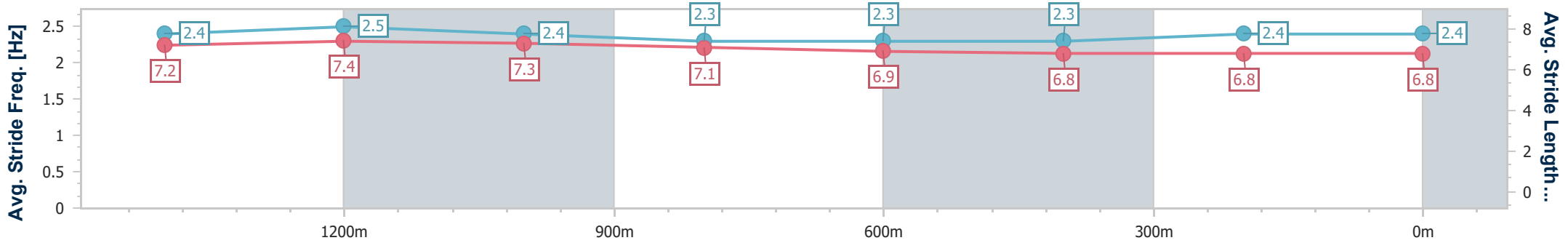
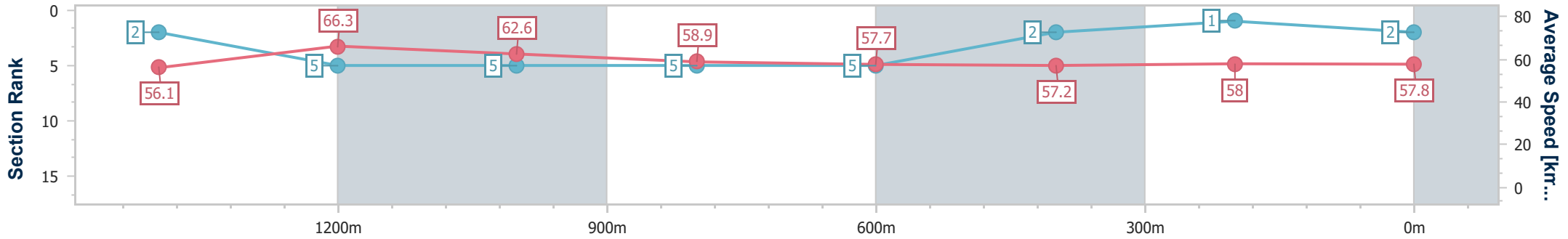
Horse/Jockey Name	Lizzie's Pride
Final Rank	2
Fastest Section Time (Section)	0:10.92 (1400m)
Top Speed [km/h] (Section)	70.5 (Overall)
Race State	Finished



Toowoomba QLD Professional  
 Race 5: LUKE & BETINA TIE THE KNOT Maiden Plate - 1625m  
 29 April 2023 - 19:07  
 Track Rating: Good 4, Weather: Fine, Rail Position: +2m Entire



Section	Overall	1400m	1200m	1000m	800m	600m	400m	200m
Section Times	1:39.40 [2] (0:14.48)	1:24.92 [2] (0:10.92)	1:14.00 [5] (0:11.55)	1:02.45 [5] (0:12.24)	0:50.21 [5] (0:12.57)	0:37.64 [5] (0:12.72)	0:24.92 [2] (0:12.49)	0:12.43 [1] (0:12.43)
Average Speed [km/h]	56.1	66.3	62.6	58.9	57.7	57.2	58.0	57.8
Top Speed [km/h]	70.5	70.1	64.4	60.4	58.3	57.8	58.9	58.5
Avg. Dist. to Rail [m]	3.2	1.0	1.8	0.7	2.2	2.0	1.2	0.8
Avg. Stride Freq. [Hz]	2.4	2.5	2.4	2.3	2.3	2.3	2.4	2.4
Avg. Stride Length [m]	7.2	7.4	7.3	7.1	6.9	6.8	6.8	6.8



- [ ] Ranking at each section and finish
- .-.- No data available at this section
- NA No data available



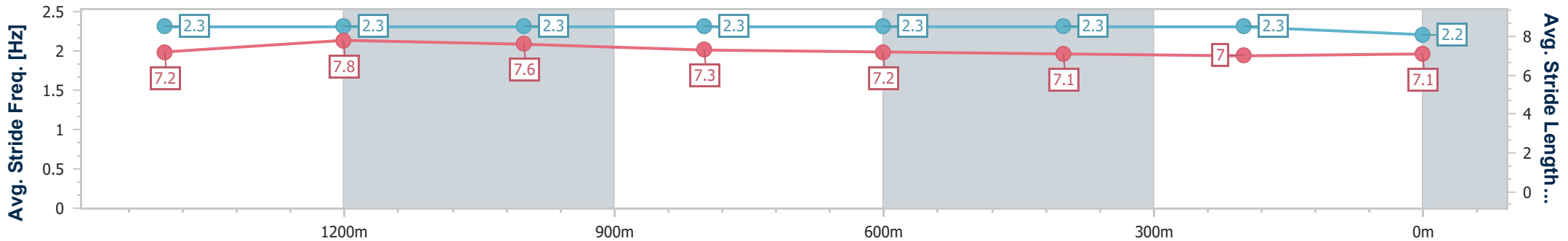
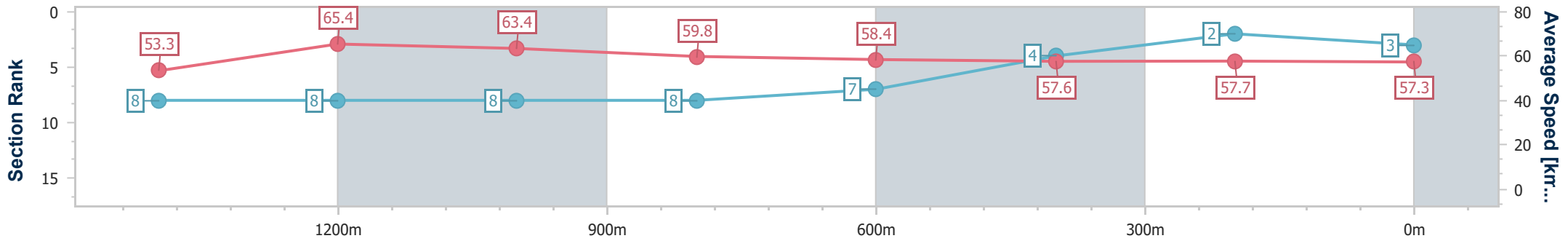
Horse/Jockey Name	Rugged Woman
Final Rank	3
Fastest Section Time (Section)	0:10.87 (1400m)
Top Speed [km/h] (Section)	67.5 (Overall)
Race State	Finished



Toowoomba QLD Professional  
 Race 5: LUKE & BETINA TIE THE KNOT Maiden Plate - 1625m  
 29 April 2023 - 19:07  
 Track Rating: Good 4, Weather: Fine, Rail Position: +2m Entire



Section	Overall	1400m	1200m	1000m	800m	600m	400m	200m					
Section Times	1:39.74 [3] (0:15.19)	1:24.55 [8] (0:10.87)	1:13.68 [8] (0:11.37)	1:02.31 [8] (0:12.14)	0:50.17 [8] (0:12.43)	0:37.74 [7] (0:12.65)	0:25.09 [4] (0:12.57)	0:12.52 [2] (0:12.52)					
Average Speed [km/h]	53.3	65.4	63.4	59.8	58.4	57.6	57.7	57.3					
Top Speed [km/h]	67.5	66.9	64.3	60.9	59.7	58.8	58.1	58.1					
Avg. Dist. to Rail [m]	1.6	1.7	0.7	1.6	2.8	2.3	1.8	2.7					
Avg. Stride Freq. [Hz]	2.3	2.3	2.3	2.3	2.3	2.3	2.3	2.2					
Avg. Stride Length [m]	7.2	7.8	7.6	7.3	7.2	7.1	7.0	7.1					



- [ ] Ranking at each section and finish
- .-.- No data available at this section
- NA No data available



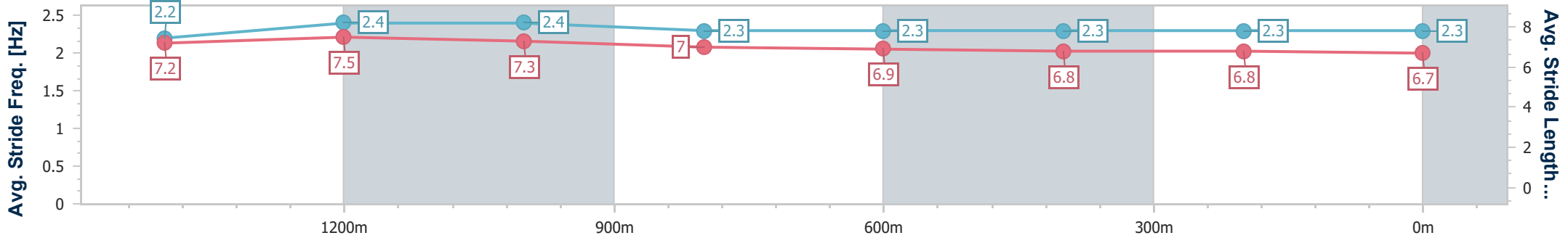
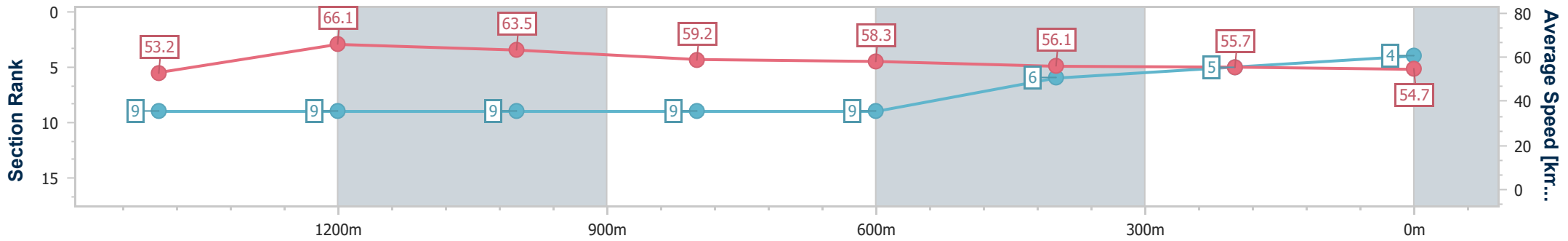
Horse/Jockey Name	Burn The Boats
Final Rank	4
Fastest Section Time (Section)	0:11.05 (1400m)
Top Speed [km/h] (Section)	68.7 (Overall)
Race State	Finished



Toowoomba QLD Professional  
 Race 5: LUKE & BETINA TIE THE KNOT Maiden Plate - 1625m  
 29 April 2023 - 19:07  
 Track Rating: Good 4, Weather: Fine, Rail Position: +2m Entire



Section	Overall	1400m	1200m	1000m	800m	600m	400m	200m
Section Times	1:40.97 [4] (0:15.38)	1:25.59 [9] (0:11.05)	1:14.54 [9] (0:11.36)	1:03.18 [9] (0:12.19)	0:50.99 [9] (0:12.35)	0:38.64 [9] (0:12.73)	0:25.91 [6] (0:12.78)	0:13.13 [5] (0:13.13)
Average Speed [km/h]	53.2	66.1	63.5	59.2	58.3	56.1	55.7	54.7
Top Speed [km/h]	68.7	67.6	64.8	61.8	59.6	59.6	56.3	55.5
Avg. Dist. to Rail [m]	6.0	2.5	2.0	0.6	0.5	1.7	2.0	0.8
Avg. Stride Freq. [Hz]	2.2	2.4	2.4	2.3	2.3	2.3	2.3	2.3
Avg. Stride Length [m]	7.2	7.5	7.3	7.0	6.9	6.8	6.8	6.7



- [ ] Ranking at each section and finish
- .-.- No data available at this section
- NA No data available



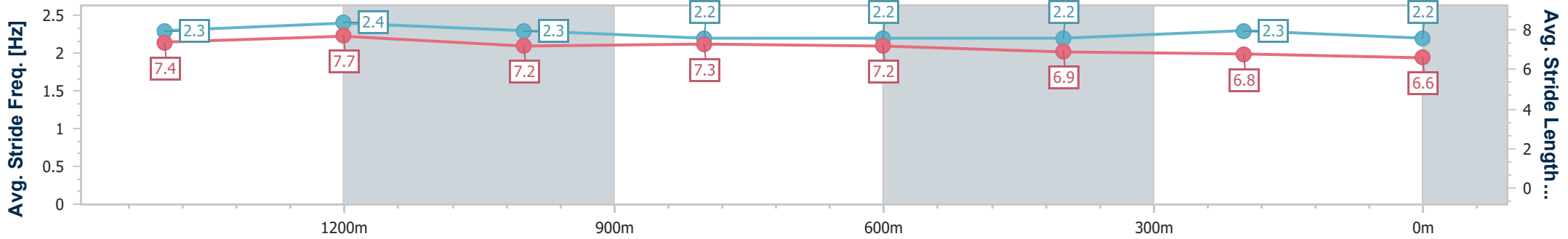
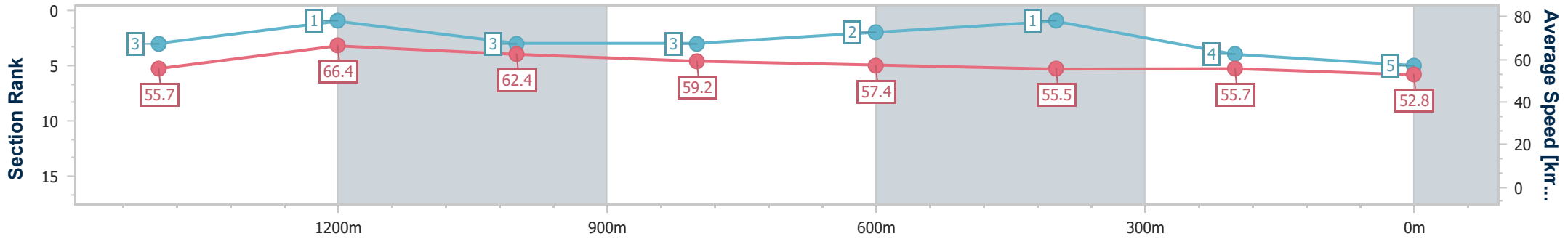
Horse/Jockey Name	Callywag
Final Rank	5
Fastest Section Time (Section)	0:10.65 (1400m)
Top Speed [km/h] (Section)	70.8 (Overall)
Race State	Finished



Toowoomba QLD Professional  
 Race 5: LUKE & BETINA TIE THE KNOT Maiden Plate - 1625m  
 29 April 2023 - 19:07  
 Track Rating: Good 4, Weather: Fine, Rail Position: +2m Entire



Section	Overall	1400m	1200m	1000m	800m	600m	400m	200m
Section Times	1:41.05 [5] (0:14.52)	1:26.53 [3] (0:10.65)	1:15.88 [1] (0:11.51)	1:04.37 [3] (0:12.18)	0:52.19 [3] (0:12.58)	0:39.61 [2] (0:13.05)	0:26.56 [1] (0:12.95)	0:13.61 [4] (0:13.61)
Average Speed [km/h]	55.7	66.4	62.4	59.2	57.4	55.5	55.7	52.8
Top Speed [km/h]	70.8	70.7	63.9	61.0	58.5	56.9	57.0	54.7
Avg. Dist. to Rail [m]	2.5	3.1	0.7	0.5	0.7	0.9	0.6	1.4
Avg. Stride Freq. [Hz]	2.3	2.4	2.3	2.2	2.2	2.2	2.3	2.2
Avg. Stride Length [m]	7.4	7.7	7.2	7.3	7.2	6.9	6.8	6.6



- [ ] Ranking at each section and finish
- .-.- No data available at this section
- NA No data available



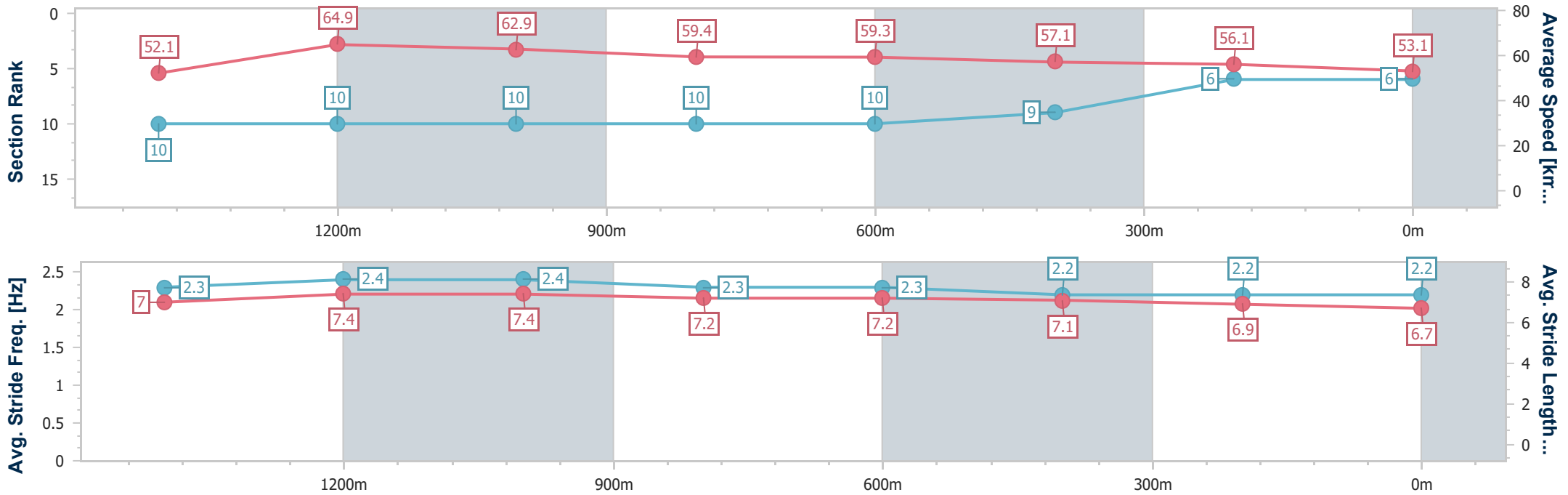
Horse/Jockey Name	A Devil's Chance
Final Rank	6
Fastest Section Time (Section)	0:10.97 (1400m)
Top Speed [km/h] (Section)	66.5 (Overall)
Race State	Finished



Toowoomba QLD Professional  
 Race 5: LUKE & BETINA TIE THE KNOT Maiden Plate - 1625m  
 29 April 2023 - 19:07  
 Track Rating: Good 4, Weather: Fine, Rail Position: +2m Entire



Section	Overall	1400m	1200m	1000m	800m	600m	400m	200m
Section Times	1:41.63 [6] (0:15.55)	1:26.08 [10] (0:10.97)	1:15.11 [10] (0:11.44)	1:03.67 [10] (0:12.26)	0:51.41 [10] (0:12.30)	0:39.11 [10] (0:12.68)	0:26.43 [9] (0:12.91)	0:13.52 [6] (0:13.52)
Average Speed [km/h]	52.1	64.9	62.9	59.4	59.3	57.1	56.1	53.1
Top Speed [km/h]	66.5	66.2	63.8	62.4	60.0	59.3	57.1	56.1
Avg. Dist. to Rail [m]	1.8	1.9	1.5	3.0	3.5	1.1	2.2	3.5
Avg. Stride Freq. [Hz]	2.3	2.4	2.4	2.3	2.3	2.2	2.2	2.2
Avg. Stride Length [m]	7.0	7.4	7.4	7.2	7.2	7.1	6.9	6.7



- [ ] Ranking at each section and finish
- .-.- No data available at this section
- NA No data available





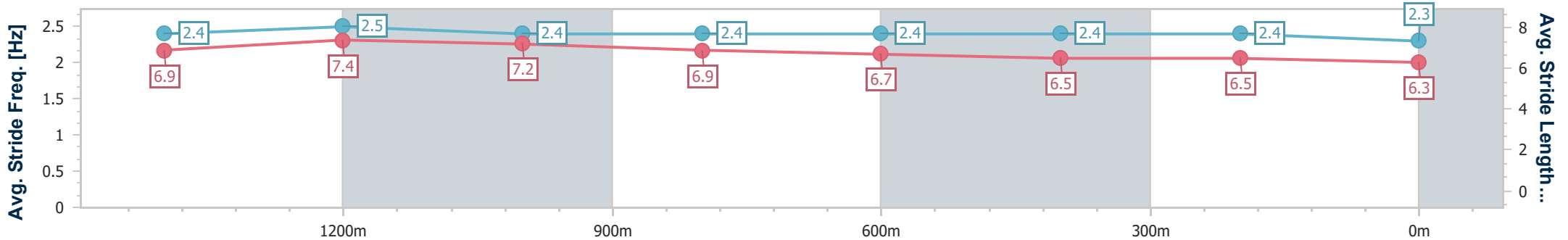
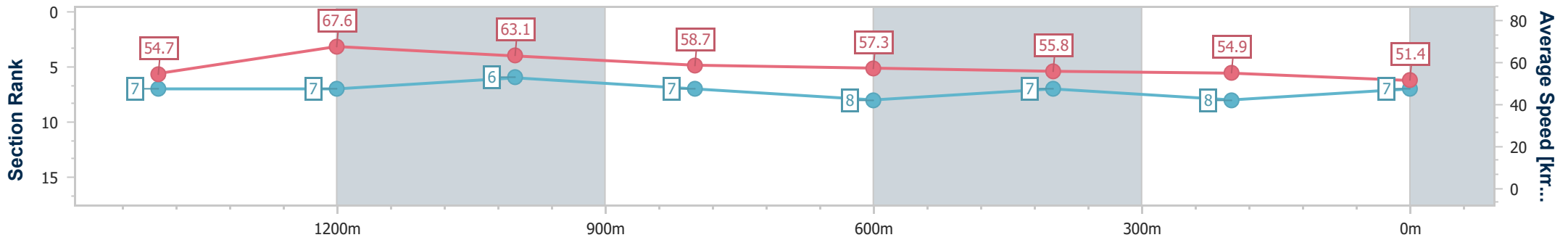
Horse/Jockey Name	The Uprising
Final Rank	7
Fastest Section Time (Section)	0:10.72 (1400m)
Top Speed [km/h] (Section)	71.8 (Overall)
Race State	Finished



Toowoomba QLD Professional  
 Race 5: LUKE & BETINA TIE THE KNOT Maiden Plate - 1625m  
 29 April 2023 - 19:07  
 Track Rating: Good 4, Weather: Fine, Rail Position: +2m Entire



Section	Overall	1400m	1200m	1000m	800m	600m	400m	200m					
Section Times	1:42.08 [7] (0:14.84)	1:27.24 [7] (0:10.72)	1:16.52 [7] (0:11.45)	1:05.07 [6] (0:12.28)	0:52.79 [7] (0:12.59)	0:40.20 [8] (0:13.02)	0:27.18 [7] (0:13.20)	0:13.98 [8] (0:13.98)					
Average Speed [km/h]	54.7	67.6	63.1	58.7	57.3	55.8	54.9	51.4					
Top Speed [km/h]	71.8	71.7	64.8	61.3	58.0	58.1	56.3	54.4					
Avg. Dist. to Rail [m]	2.8	1.1	1.0	0.5	0.9	1.8	2.2	1.6					
Avg. Stride Freq. [Hz]	2.4	2.5	2.4	2.4	2.4	2.4	2.4	2.3					
Avg. Stride Length [m]	6.9	7.4	7.2	6.9	6.7	6.5	6.5	6.3					



- [ ] Ranking at each section and finish
- .-.- No data available at this section
- NA No data available



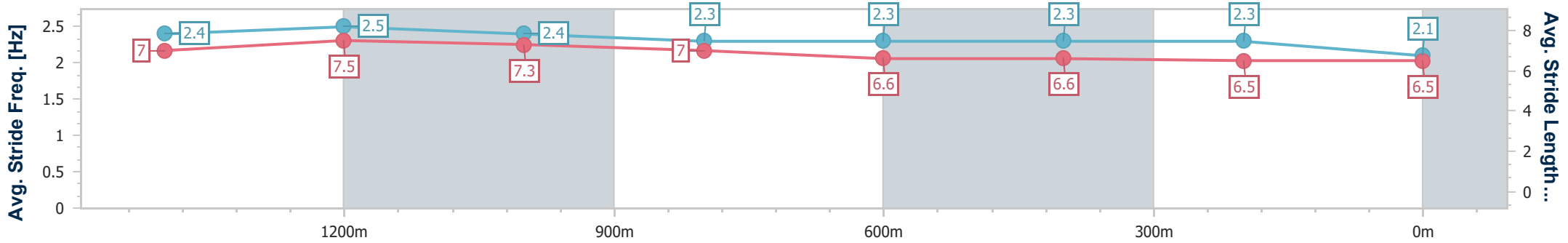
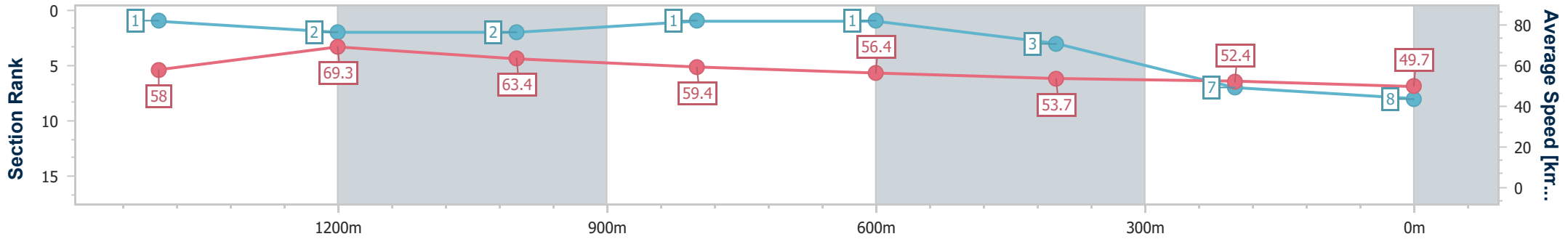
Horse/Jockey Name	Mailout
Final Rank	8
Fastest Section Time (Section)	0:10.76 (1400m)
Top Speed [km/h] (Section)	73.8 (Overall)
Race State	Finished



Toowoomba QLD Professional  
 Race 5: LUKE & BETINA TIE THE KNOT Maiden Plate - 1625m  
 29 April 2023 - 19:07  
 Track Rating: Good 4, Weather: Fine, Rail Position: +2m Entire



Section	Overall	1400m	1200m	1000m	800m	600m	400m	200m
Section Times	1:42.64 [8] (0:14.47)	1:28.17 [1] (0:10.76)	1:17.41 [2] (0:11.37)	1:06.04 [2] (0:12.03)	0:54.01 [1] (0:12.69)	0:41.32 [1] (0:13.23)	0:28.09 [3] (0:13.65)	0:14.44 [7] (0:14.44)
Average Speed [km/h]	58.0	69.3	63.4	59.4	56.4	53.7	52.4	49.7
Top Speed [km/h]	73.8	73.7	66.4	61.8	58.1	55.4	53.9	51.4
Avg. Dist. to Rail [m]	21.1	5.9	0.7	1.9	1.7	2.6	1.2	0.6
Avg. Stride Freq. [Hz]	2.4	2.5	2.4	2.3	2.3	2.3	2.3	2.1
Avg. Stride Length [m]	7.0	7.5	7.3	7.0	6.6	6.6	6.5	6.5



- [ ] Ranking at each section and finish
- .-.- No data available at this section
- NA No data available



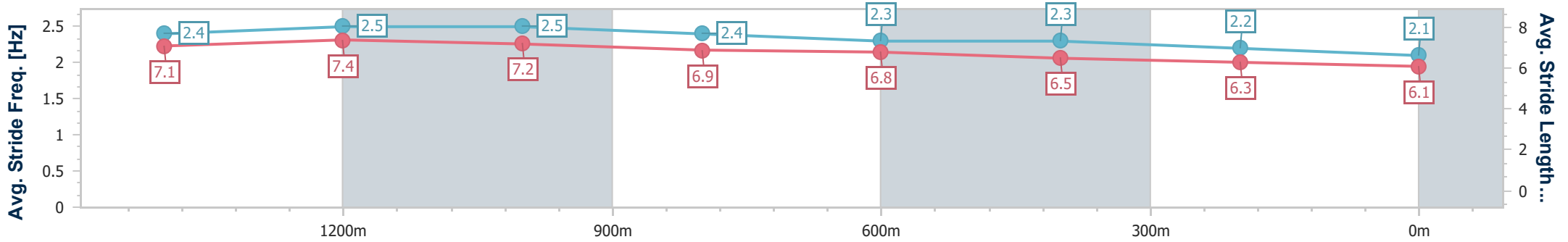
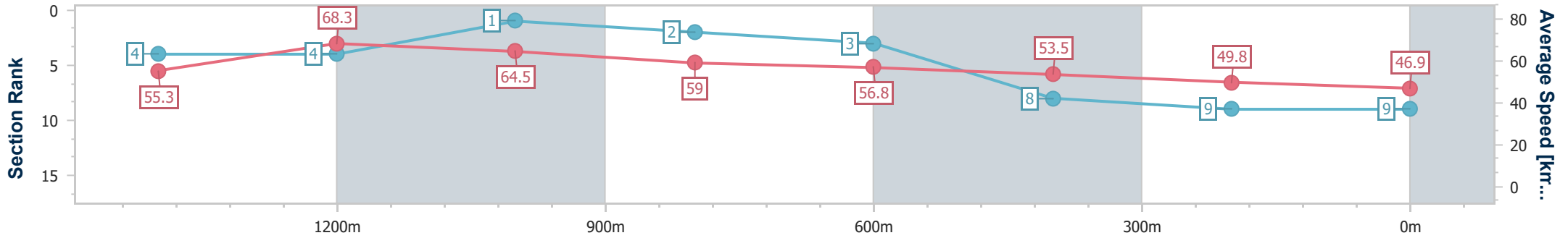
Horse/Jockey Name	Mongolian Flame
Final Rank	9
Fastest Section Time (Section)	0:10.65 (1400m)
Top Speed [km/h] (Section)	71.6 (Overall)
Race State	Finished



Toowoomba QLD Professional  
 Race 5: LUKE & BETINA TIE THE KNOT Maiden Plate - 1625m  
 29 April 2023 - 19:07  
 Track Rating: Good 4, Weather: Fine, Rail Position: +2m Entire



Section	Overall	1400m	1200m	1000m	800m	600m	400m	200m
Section Times	1:44.82 [9] (0:14.74)	1:30.08 [4] (0:10.65)	1:19.43 [4] (0:11.21)	1:08.22 [1] (0:12.26)	0:55.96 [2] (0:12.70)	0:43.26 [3] (0:13.50)	0:29.76 [8] (0:14.43)	0:15.33 [9] (0:15.33)
Average Speed [km/h]	55.3	68.3	64.5	59.0	56.8	53.5	49.8	46.9
Top Speed [km/h]	71.6	70.5	66.9	63.1	58.3	55.6	51.4	47.5
Avg. Dist. to Rail [m]	4.2	2.0	2.3	1.4	1.3	0.6	0.7	1.5
Avg. Stride Freq. [Hz]	2.4	2.5	2.5	2.4	2.3	2.3	2.2	2.1
Avg. Stride Length [m]	7.1	7.4	7.2	6.9	6.8	6.5	6.3	6.1



- [ ] Ranking at each section and finish
- .-.- No data available at this section
- NA No data available



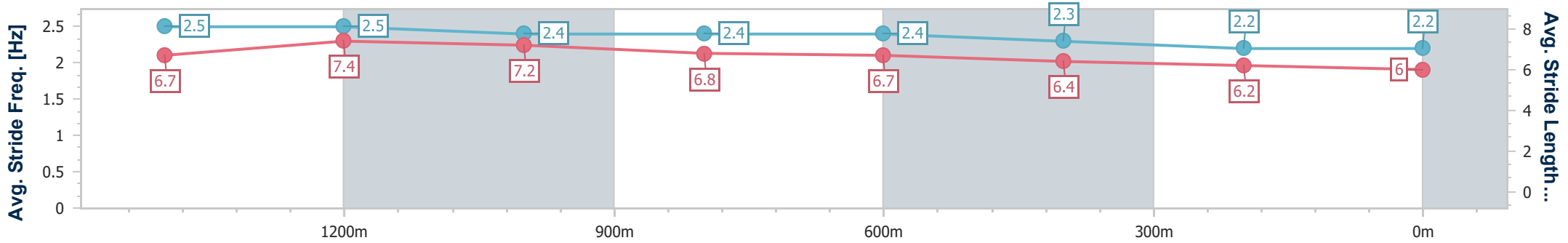
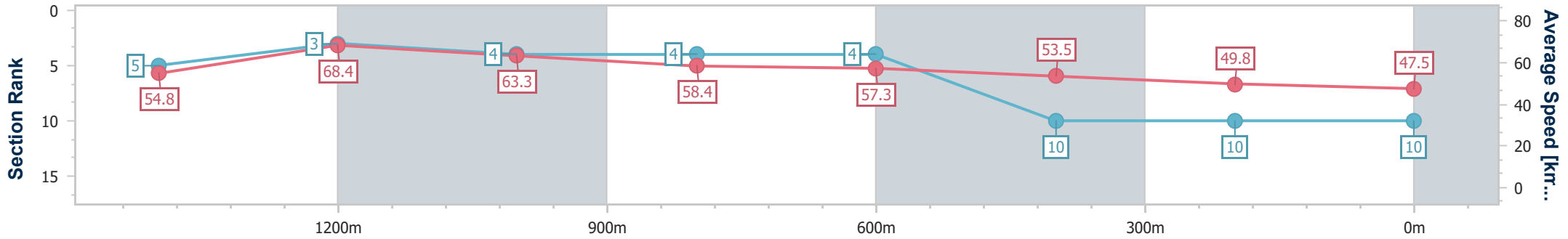
Horse/Jockey Name	Zesty Boy
Final Rank	10
Fastest Section Time (Section)	0:10.53 (1400m)
Top Speed [km/h] (Section)	72.4 (Overall)
Race State	Finished



Toowoomba QLD Professional  
 Race 5: LUKE & BETINA TIE THE KNOT Maiden Plate - 1625m  
 29 April 2023 - 19:07  
 Track Rating: Good 4, Weather: Fine, Rail Position: +2m Entire



Section	Overall	1400m	1200m	1000m	800m	600m	400m	200m
Section Times	1:45.09 [10] (0:14.78)	1:30.31 [5] (0:10.53)	1:19.78 [3] (0:11.39)	1:08.39 [4] (0:12.38)	0:56.01 [4] (0:12.69)	0:43.32 [4] (0:13.69)	0:29.63 [10] (0:14.51)	0:15.12 [10] (0:15.12)
Average Speed [km/h]	54.8	68.4	63.3	58.4	57.3	53.5	49.8	47.5
Top Speed [km/h]	72.4	72.0	65.4	60.2	58.2	55.8	52.2	48.1
Avg. Dist. to Rail [m]	2.3	0.7	1.2	1.4	3.0	3.5	1.0	2.0
Avg. Stride Freq. [Hz]	2.5	2.5	2.4	2.4	2.4	2.3	2.2	2.2
Avg. Stride Length [m]	6.7	7.4	7.2	6.8	6.7	6.4	6.2	6.0



- [ ] Ranking at each section and finish
- .-.- No data available at this section
- NA No data available