



Toowoomba QLD Professional

Race 8: AG RIGGING BENCHMARK 70 Handicap - 870m

29 April 2023 - 20:53



Track Rating: Good 4, Weather: Fine, Rail Position: +2m Entire

Section		Overall	800m	600m	400m	200m	Last 600m					
Field Times		0:50.31 (0:05.76)	0:44.55 (0:10.35)	0:34.20 (0:10.78)	0:23.42 (0:11.29)	0:12.13 (0:12.13)	0:34.20					
Rank	TAB Horse/Jockey	Barrier	Top Speed [km/h]	Fastest Section	Margin			Distance Travelled [m]				
1	5 POLYLITHIC Leeanne McCoy	8	72.2 800m	0:05.76 Overall	0:50.31 [1] (0:05.76)	0:44.55 [1] (0:10.35)	0:34.20 [1] (0:10.78)	0:23.42 [1] (0:11.29)	0:12.13 [1] (0:12.13)	0:50.31	0:34.20	
2	2 GAMBOA Justin Huxtable	7	71.6 800m	0:05.96 Overall	0:50.31 [2] (0:05.96)	0:44.35 [3] (0:10.47)	0:33.88 [3] (0:10.71)	0:23.17 [3] (0:11.30)	0:11.87 [2] (0:11.87)	0.1L	0:33.88	-2
3	3 RAMTASTIC Hannah Richardson	1	70.4 800m	0:06.01 Overall	0:50.34 [3] (0:06.01)	0:44.33 [5] (0:10.68)	0:33.65 [4] (0:10.66)	0:22.99 [4] (0:11.35)	0:11.64 [4] (0:11.64)	0.3L	0:33.65	-4
4	1 CIRCULARITY Jake Molloy	5	69.6 600m	0:06.10 Overall	0:50.53 [4] (0:06.10)	0:44.43 [6] (0:10.70)	0:33.73 [5] (0:10.71)	0:23.02 [5] (0:11.28)	0:11.74 [5] (0:11.74)	1.3L	0:33.73	-1
5	6 GOOD GRAB Noriyuki Nishio	2	71.3 800m	0:05.79 Overall	0:50.83 [5] (0:05.79)	0:45.04 [2] (0:10.42)	0:34.62 [2] (0:10.93)	0:23.69 [2] (0:11.54)	0:12.15 [3] (0:12.15)	2.8L	0:34.62	+0
6	7 LOVESON Sariah Champkin	6	67.2 800m	0:06.02 Overall	0:51.24 [6] (0:06.02)	0:45.22 [4] (0:11.02)	0:34.20 [6] (0:11.08)	0:23.12 [6] (0:11.30)	0:11.82 [6] (0:11.82)	5.1L	0:34.20	+1
7	8 MARRIED IN VEGAS Nozi Tomizawa	3	65.5 800m	0:06.36 Overall	0:51.98 [7] (0:06.36)	0:45.62 [7] (0:11.62)	0:34.00 [7] (0:11.19)	0:22.81 [7] (0:11.21)	0:11.60 [7] (0:11.60)	9.4L	0:34.00	-3

Scratched: Thawra (#4)



Horse/Jockey Name	Polylythic
Final Rank	1
Fastest Section Time (Section)	0:05.76 (Overall)
Top Speed [km/h] (Section)	72.2 (800m)
Race State	Finished



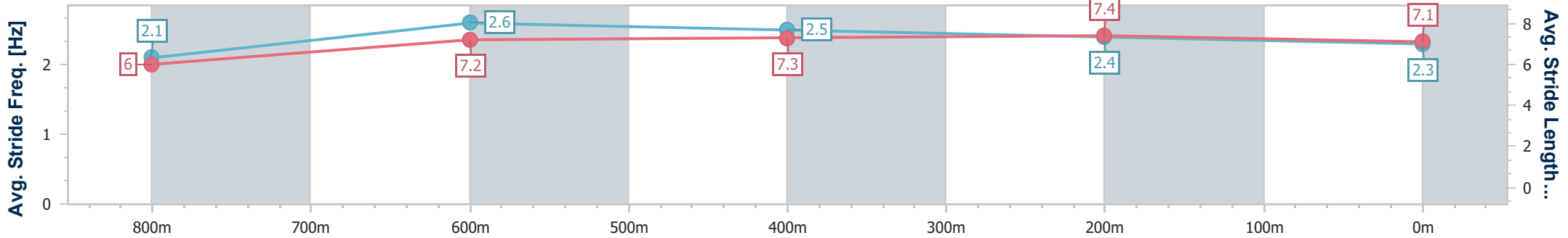
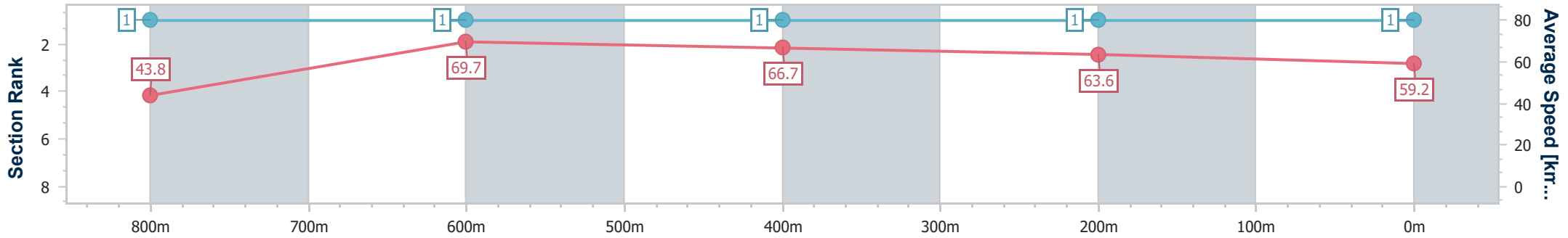
Toowoomba QLD Professional
Race 8: AG RIGGING BENCHMARK 70 Handicap - 870m



29 April 2023 - 20:53

Track Rating: Good 4, Weather: Fine, Rail Position: +2m Entire

Section	Overall	800m	600m	400m	200m
Section Times	0:50.31 [1] (0:05.76)	0:44.55 [1] (0:10.35)	0:34.20 [1] (0:10.78)	0:23.42 [1] (0:11.29)	0:12.13 [1] (0:12.13)
Average Speed [km/h]	43.8	69.7	66.7	63.6	59.2
Top Speed [km/h]	62.8	72.2	71.5	66.0	62.4
Avg. Dist. to Rail [m]	4.2	1.7	0.4	0.7	0.4
Avg. Stride Freq. [Hz]	2.1	2.6	2.5	2.4	2.3
Avg. Stride Length [m]	6.0	7.2	7.3	7.4	7.1



- [] Ranking at each section and finish
- .-.- No data available at this section
- NA No data available



Horse/Jockey Name	Gamboa
Final Rank	2
Fastest Section Time (Section)	0:05.96 (Overall)
Top Speed [km/h] (Section)	71.6 (800m)
Race State	Finished



Toowoomba QLD Professional

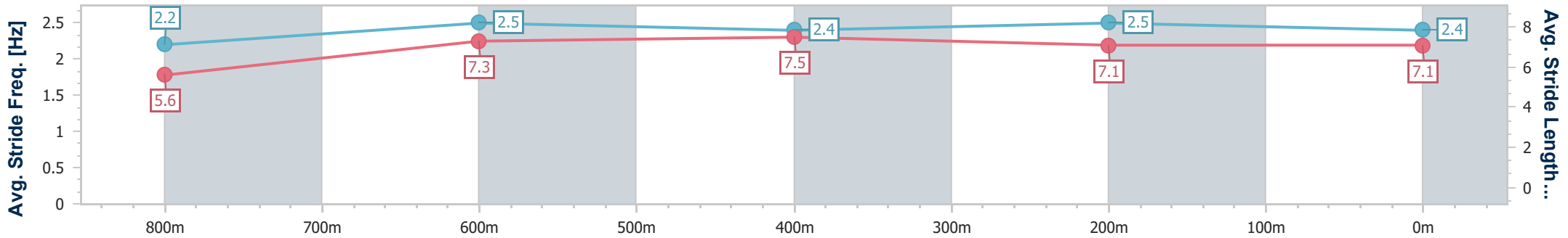
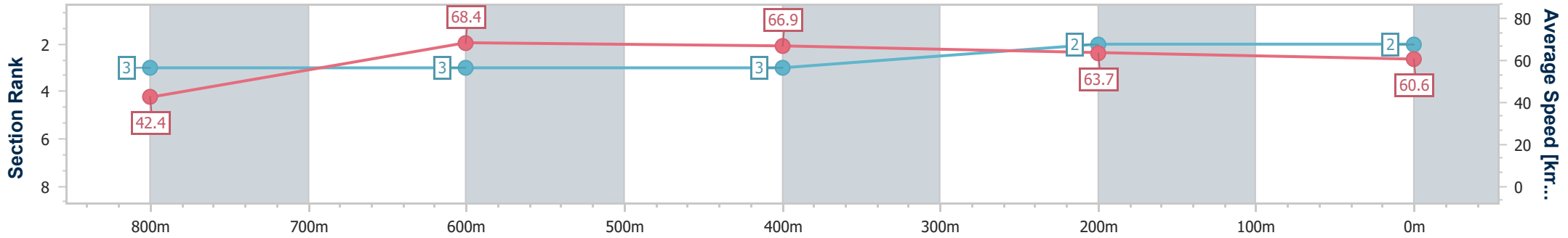
Race 8: AG RIGGING BENCHMARK 70 Handicap - 870m

29 April 2023 - 20:53



Track Rating: Good 4, Weather: Fine, Rail Position: +2m Entire

Section	Overall	800m	600m	400m	200m
Section Times	0:50.31 [2] (0:05.96)	0:44.35 [3] (0:10.47)	0:33.88 [3] (0:10.71)	0:23.17 [3] (0:11.30)	0:11.87 [2] (0:11.87)
Average Speed [km/h]	42.4	68.4	66.9	63.7	60.6
Top Speed [km/h]	61.5	71.6	70.6	64.8	63.3
Avg. Dist. to Rail [m]	1.1	1.6	1.0	0.6	1.6
Avg. Stride Freq. [Hz]	2.2	2.5	2.4	2.5	2.4
Avg. Stride Length [m]	5.6	7.3	7.5	7.1	7.1



- [] Ranking at each section and finish
- .-.- No data available at this section
- NA No data available



Horse/Jockey Name	Ramtastic
Final Rank	3
Fastest Section Time (Section)	0:06.01 (Overall)
Top Speed [km/h] (Section)	70.4 (800m)
Race State	Finished



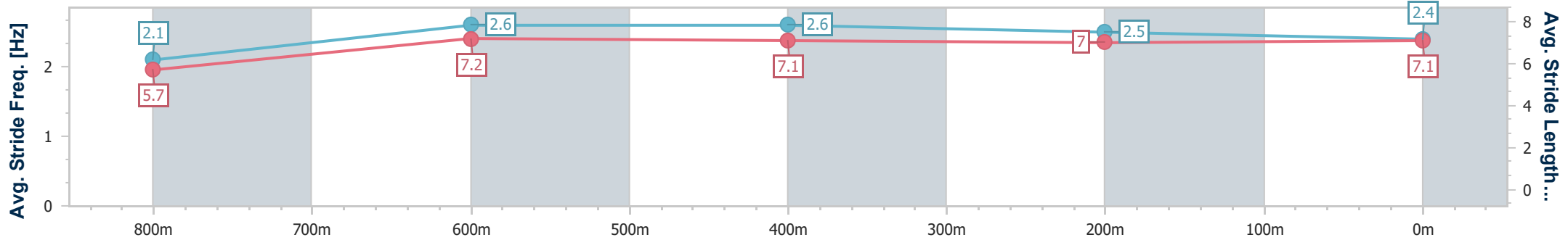
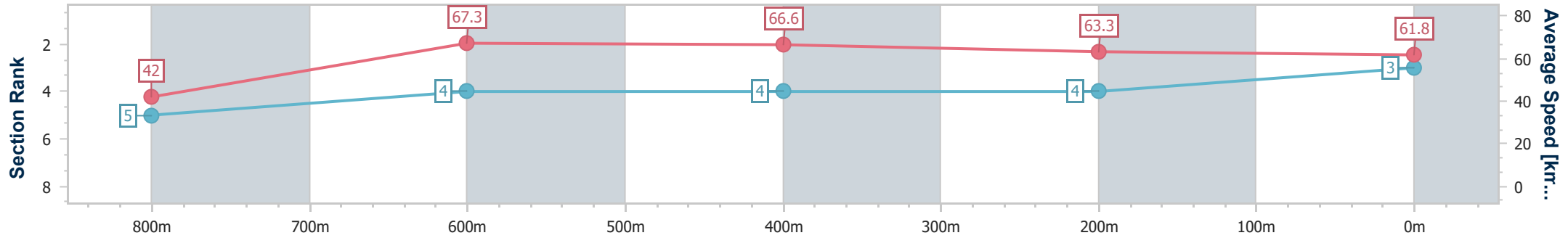
Toowoomba QLD Professional
Race 8: AG RIGGING BENCHMARK 70 Handicap - 870m



29 April 2023 - 20:53

Track Rating: Good 4, Weather: Fine, Rail Position: +2m Entire

Section	Overall	800m	600m	400m	200m
Section Times	0:50.34 [3] (0:06.01)	0:44.33 [5] (0:10.68)	0:33.65 [4] (0:10.66)	0:22.99 [4] (0:11.35)	0:11.64 [4] (0:11.64)
Average Speed [km/h]	42.0	67.3	66.6	63.3	61.8
Top Speed [km/h]	60.9	70.4	69.2	64.0	63.9
Avg. Dist. to Rail [m]	2.3	1.5	2.4	1.0	1.4
Avg. Stride Freq. [Hz]	2.1	2.6	2.6	2.5	2.4
Avg. Stride Length [m]	5.7	7.2	7.1	7.0	7.1



- [] Ranking at each section and finish
- .-.- No data available at this section
- NA No data available



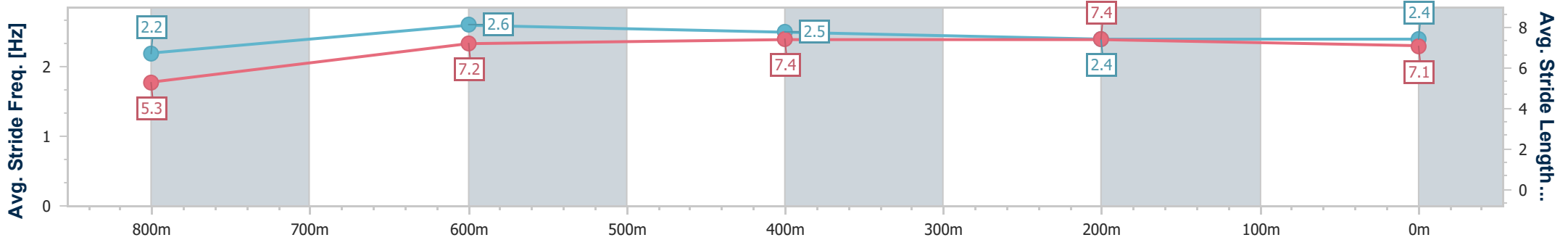
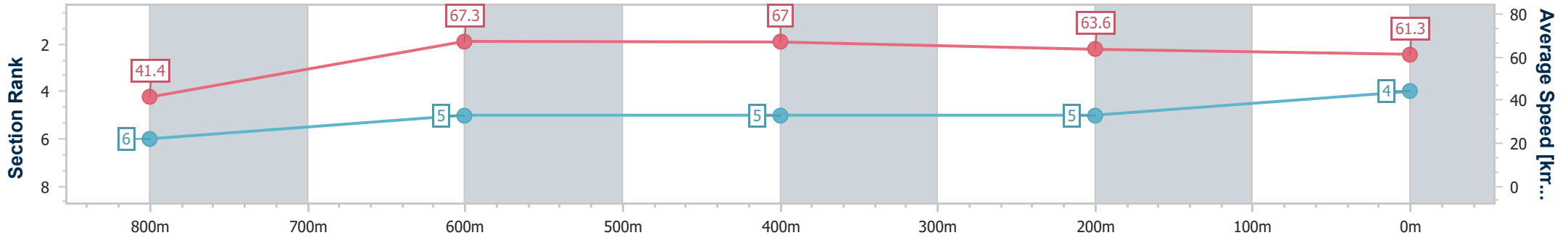
Horse/Jockey Name	Circularity
Final Rank	4
Fastest Section Time (Section)	0:06.10 (Overall)
Top Speed [km/h] (Section)	69.6 (600m)
Race State	Finished



Toowoomba QLD Professional
 Race 8: AG RIGGING BENCHMARK 70 Handicap - 870m
 29 April 2023 - 20:53
 Track Rating: Good 4, Weather: Fine, Rail Position: +2m Entire



Section	Overall	800m	600m	400m	200m
Section Times	0:50.53 [4] (0:06.10)	0:44.43 [6] (0:10.70)	0:33.73 [5] (0:10.71)	0:23.02 [5] (0:11.28)	0:11.74 [5] (0:11.74)
Average Speed [km/h]	41.4	67.3	67.0	63.6	61.3
Top Speed [km/h]	60.9	69.5	69.6	65.5	63.1
Avg. Dist. to Rail [m]	0.8	0.6	0.7	1.0	3.0
Avg. Stride Freq. [Hz]	2.2	2.6	2.5	2.4	2.4
Avg. Stride Length [m]	5.3	7.2	7.4	7.4	7.1



- [] Ranking at each section and finish
- .-.- No data available at this section
- NA No data available



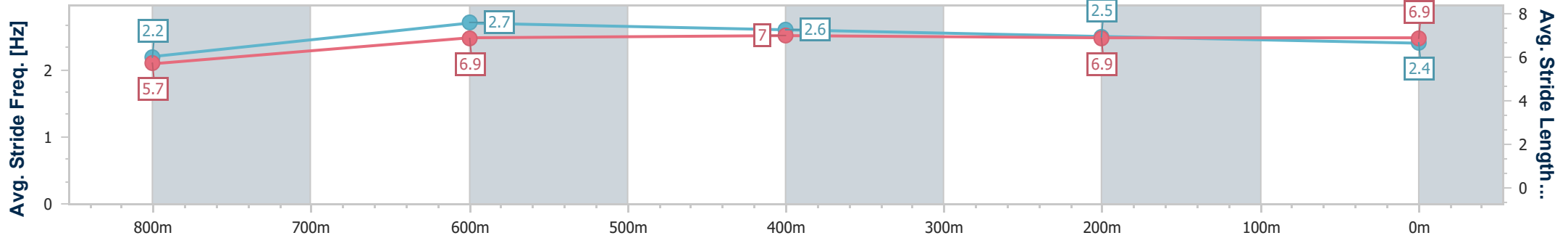
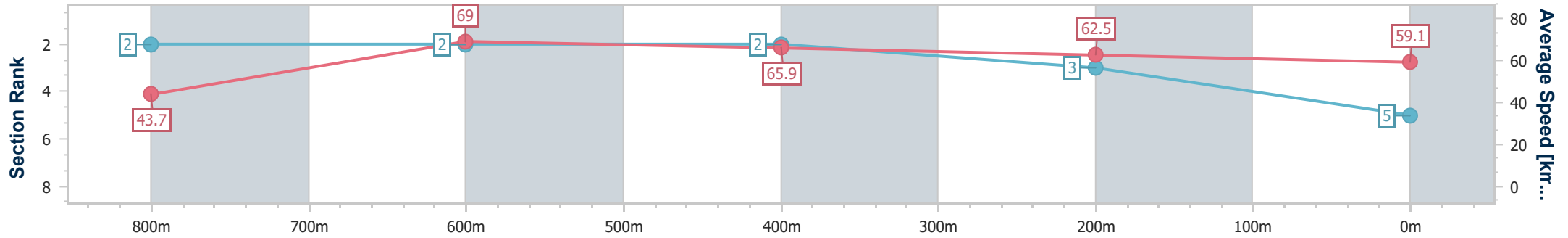
Horse/Jockey Name	Good Grab
Final Rank	5
Fastest Section Time (Section)	0:05.79 (Overall)
Top Speed [km/h] (Section)	71.3 (800m)
Race State	Finished



Toowoomba QLD Professional
 Race 8: AG RIGGING BENCHMARK 70 Handicap - 870m
 29 April 2023 - 20:53
 Track Rating: Good 4, Weather: Fine, Rail Position: +2m Entire



Section	Overall	800m	600m	400m	200m
Section Times	0:50.83 [5] (0:05.79)	0:45.04 [2] (0:10.42)	0:34.62 [2] (0:10.93)	0:23.69 [2] (0:11.54)	0:12.15 [3] (0:12.15)
Average Speed [km/h]	43.7	69.0	65.9	62.5	59.1
Top Speed [km/h]	62.9	71.3	70.6	63.6	61.4
Avg. Dist. to Rail [m]	0.3	0.5	0.2	0.3	0.5
Avg. Stride Freq. [Hz]	2.2	2.7	2.6	2.5	2.4
Avg. Stride Length [m]	5.7	6.9	7.0	6.9	6.9



- [] Ranking at each section and finish
- .-.- No data available at this section
- NA No data available



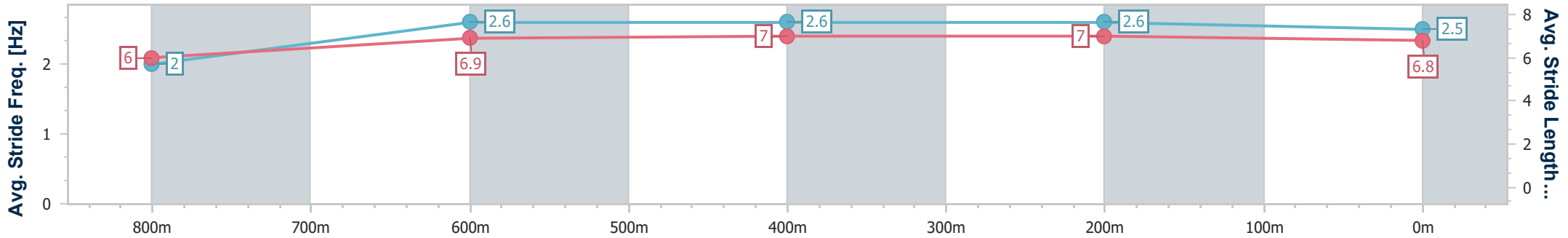
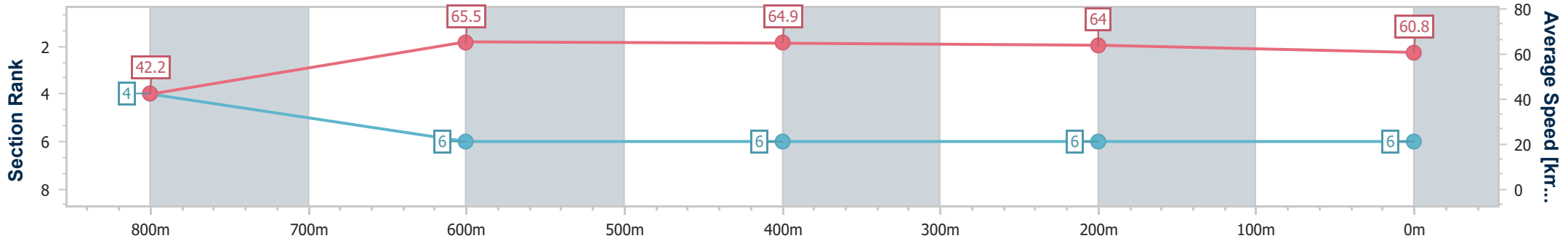
Horse/Jockey Name	Loveson
Final Rank	6
Fastest Section Time (Section)	0:06.02 (Overall)
Top Speed [km/h] (Section)	67.2 (800m)
Race State	Finished



Toowoomba QLD Professional
 Race 8: AG RIGGING BENCHMARK 70 Handicap - 870m
 29 April 2023 - 20:53
 Track Rating: Good 4, Weather: Fine, Rail Position: +2m Entire



Section	Overall	800m	600m	400m	200m
Section Times	0:51.24 [6] (0:06.02)	0:45.22 [4] (0:11.02)	0:34.20 [6] (0:11.08)	0:23.12 [6] (0:11.30)	0:11.82 [6] (0:11.82)
Average Speed [km/h]	42.2	65.5	64.9	64.0	60.8
Top Speed [km/h]	59.1	67.2	65.9	65.3	62.9
Avg. Dist. to Rail [m]	1.9	1.1	0.6	1.6	0.8
Avg. Stride Freq. [Hz]	2.0	2.6	2.6	2.6	2.5
Avg. Stride Length [m]	6.0	6.9	7.0	7.0	6.8



- [] Ranking at each section and finish
- .-.- No data available at this section
- NA No data available



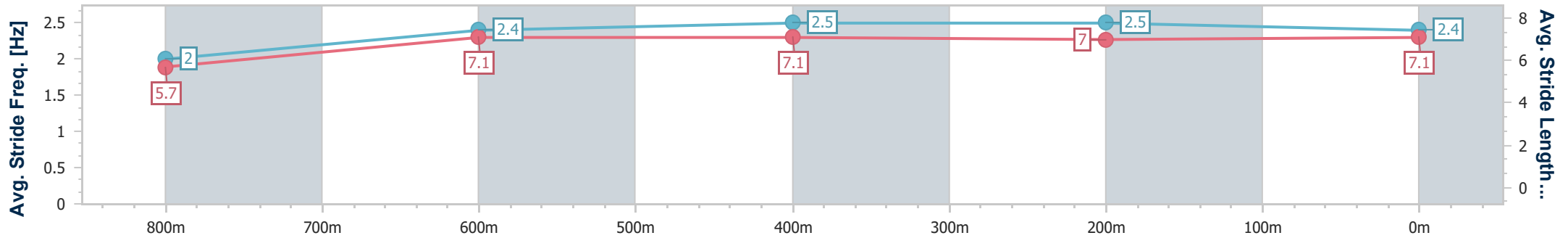
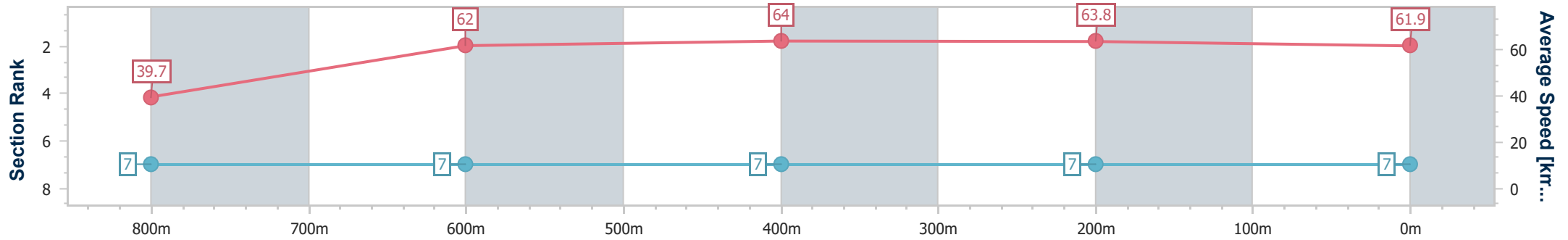
Horse/Jockey Name	Married In Vegas
Final Rank	7
Fastest Section Time (Section)	0:06.36 (Overall)
Top Speed [km/h] (Section)	65.5 (800m)
Race State	Finished



Toowoomba QLD Professional
 Race 8: AG RIGGING BENCHMARK 70 Handicap - 870m
 29 April 2023 - 20:53
 Track Rating: Good 4, Weather: Fine, Rail Position: +2m Entire



Section	Overall	800m	600m	400m	200m
Section Times	0:51.98 [7] (0:06.36)	0:45.62 [7] (0:11.62)	0:34.00 [7] (0:11.19)	0:22.81 [7] (0:11.21)	0:11.60 [7] (0:11.60)
Average Speed [km/h]	39.7	62.0	64.0	63.8	61.9
Top Speed [km/h]	56.7	65.5	65.2	65.0	63.8
Avg. Dist. to Rail [m]	2.5	0.5	1.0	1.8	0.6
Avg. Stride Freq. [Hz]	2.0	2.4	2.5	2.5	2.4
Avg. Stride Length [m]	5.7	7.1	7.1	7.0	7.1



- [] Ranking at each section and finish
- .-.- No data available at this section
- NA No data available