



# Toowoomba QLD Professional

## Race 1: 1EQUINE - FOR THE EQUINE ATHLETE Class 1 Handicap - 1200m

06 May 2023 - 17:47



Track Rating: Good 4 , Weather: , Rail Position: +3m Entire

Section		Overall	1000m	800m	600m	400m	200m	Last 600m					
Field Times		1:12.51 (0:14.03)	0:58.48 (0:11.23)	0:47.25 (0:11.60)	0:35.65 (0:11.88)	0:23.77 (0:11.80)	0:11.97 (0:11.97)	0:35.65					
Rank	TAB Horse/Jockey	Barrier	Top Speed [km/h]	Fastest Section							Margin	Distance Travelled [m]	
1	1 <b>MICRO</b> Les Tilley	8	65.7	0:11.42	1:12.51 [1] (0:14.42)	0:58.09 [6] (0:11.42)	0:46.67 [6] (0:11.56)	0:35.11 [6] (0:11.61)	0:23.50 [3] (0:11.53)	0:11.97 [1] (0:11.97)	1:12.51	0:35.11	
2	4 <b>BOOM BY BY</b> Liv O'Donnell	9	68.6	0:11.27	1:13.32 [2] (0:14.17)	0:59.15 [3] (0:11.27)	0:47.88 [3] (0:11.67)	0:36.21 [3] (0:11.87)	0:24.34 [2] (0:12.06)	0:12.28 [3] (0:12.28)	4.5L	0:36.21	+1
3	6 <b>ELECTRIC</b> Alisha Donald	6	66.7	0:11.23	1:13.44 [3] (0:14.03)	0:59.41 [1] (0:11.23)	0:48.18 [1] (0:11.60)	0:36.58 [1] (0:11.88)	0:24.70 [1] (0:12.11)	0:12.59 [2] (0:12.59)	5L	0:36.58	-5
4	11 <b>MY MOSES</b> Montanna Savva	11	65.2	0:11.56	1:13.45 [4] (0:14.52)	0:58.93 [7] (0:11.56)	0:47.37 [8] (0:11.73)	0:35.64 [8] (0:11.92)	0:23.72 [8] (0:11.72)	0:12.00 [5] (0:12.00)	5.1L	0:35.64	-5
5	2 <b>BASIL'S BOW</b> Nozi Tomizawa	2	66.1	0:11.36	1:13.46 [5] (0:14.22)	0:59.24 [5] (0:11.36)	0:47.88 [4] (0:11.62)	0:36.26 [4] (0:11.87)	0:24.39 [4] (0:12.17)	0:12.22 [4] (0:12.22)	5.2L	0:36.26	-2
6	3 <b>CAPITAN DE SEDA</b> Jake Molloy	7	63.7	0:11.62	1:13.62 [6] (0:14.70)	0:58.92 [9] (0:11.62)	0:47.30 [9] (0:11.76)	0:35.54 [9] (0:11.75)	0:23.79 [9] (0:11.78)	0:12.01 [9] (0:12.01)	6L	0:35.54	-4
7	10 <b>SANDGATE ROAD</b> Kenji Yoshida	3	65.0	0:11.46	1:13.71 [7] (0:14.53)	0:59.18 [8] (0:11.46)	0:47.72 [7] (0:11.59)	0:36.13 [7] (0:11.88)	0:24.25 [7] (0:12.12)	0:12.13 [8] (0:12.13)	6.5L	0:36.13	-1
8	9 <b>TEMPTRESS KATIE</b> Cyril Small	5	64.9	0:11.39	1:14.14 [8] (0:14.19)	0:59.95 [4] (0:11.39)	0:48.56 [5] (0:11.71)	0:36.85 [5] (0:12.09)	0:24.76 [6] (0:12.08)	0:12.68 [7] (0:12.68)	9L	0:36.85	-1
9	5 <b>HYPERVELOCITY</b> Sariah Champkin	4	67.0	0:11.19	1:14.77 [9] (0:14.11)	1:00.66 [2] (0:11.19)	0:49.47 [2] (0:11.71)	0:37.76 [2] (0:12.11)	0:25.65 [5] (0:12.34)	0:13.31 [6] (0:13.31)	12.5L	0:37.76	-2

Scratched: Super League (#7), Martini Dancer (#8)



Horse/Jockey Name	Micro
Final Rank	1
Fastest Section Time (Section)	0:11.42 (1000m)
Top Speed [km/h] (Section)	65.7 (Overall)
Race State	Finished

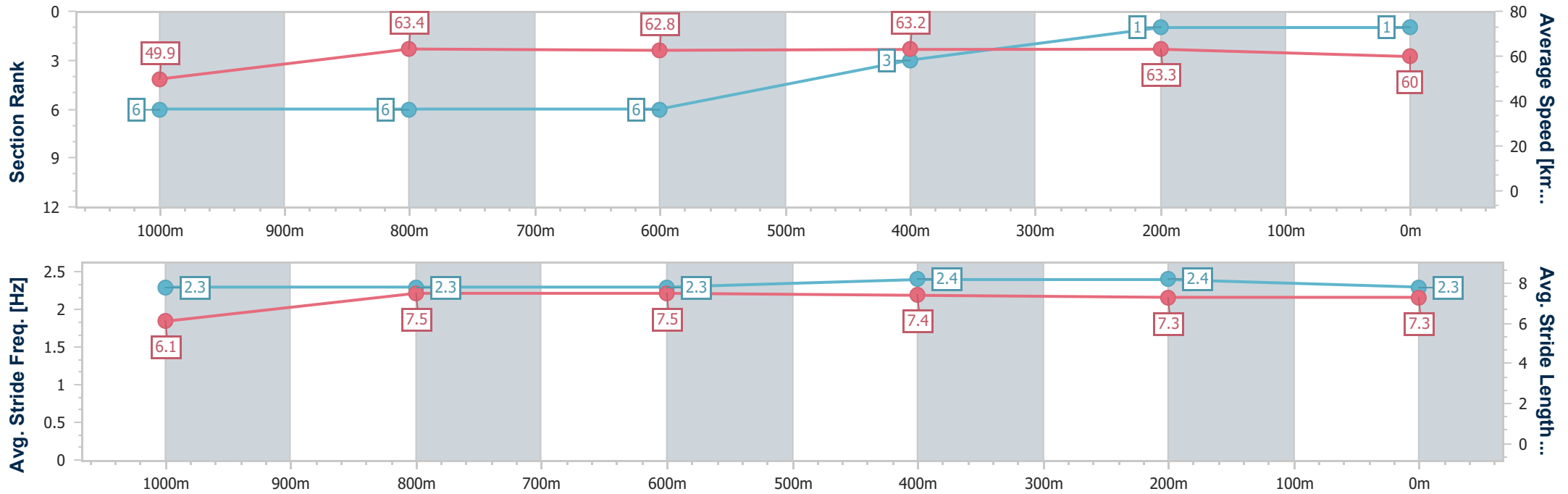


Toowoomba QLD Professional  
 Race 1: 1EQUINE - FOR THE EQUINE ATHLETE Class 1  
 Handicap - 1200m  
 06 May 2023 - 17:47



Track Rating: Good 4 , Weather: , Rail Position: +3m Entire

Section	Overall	1000m	800m	600m	400m	200m
Section Times	1:12.51 [1] (0:14.42)	0:58.09 [6] (0:11.42)	0:46.67 [6] (0:11.56)	0:35.11 [6] (0:11.61)	0:23.50 [3] (0:11.53)	0:11.97 [1] (0:11.97)
Average Speed [km/h]	49.9	63.4	62.8	63.2	63.3	60.0
Top Speed [km/h]	65.7	64.5	63.9	63.7	64.7	61.6
Avg. Dist. to Rail [m]	6.1	1.3	2.3	3.6	3.7	1.1
Avg. Stride Freq. [Hz]	2.3	2.3	2.3	2.4	2.4	2.3
Avg. Stride Length [m]	6.1	7.5	7.5	7.4	7.3	7.3



- [ ] Ranking at each section and finish
- .-.- No data available at this section
- NA No data available



Horse/Jockey Name	Boom By By
Final Rank	2
Fastest Section Time (Section)	0:11.27 (1000m)
Top Speed [km/h] (Section)	68.6 (1000m)
Race State	Finished

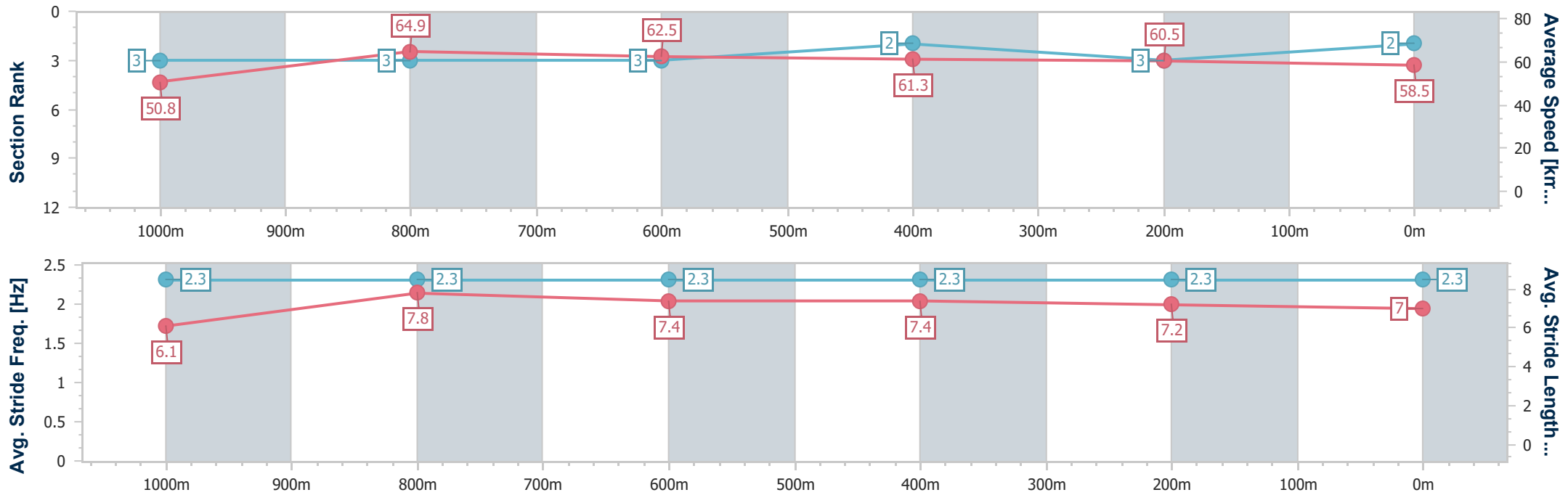


Toowoomba QLD Professional  
 Race 1: 1EQUINE - FOR THE EQUINE ATHLETE Class 1  
 Handicap - 1200m  
 06 May 2023 - 17:47



Track Rating: Good 4 , Weather: , Rail Position: +3m Entire

Section	Overall	1000m	800m	600m	400m	200m
Section Times	1:13.32 [2] (0:14.17)	0:59.15 [3] (0:11.27)	0:47.88 [3] (0:11.67)	0:36.21 [3] (0:11.87)	0:24.34 [2] (0:12.06)	0:12.28 [3] (0:12.28)
Average Speed [km/h]	50.8	64.9	62.5	61.3	60.5	58.5
Top Speed [km/h]	67.9	68.6	63.5	62.1	62.2	60.5
Avg. Dist. to Rail [m]	8.1	3.8	3.1	2.3	4.2	5.2
Avg. Stride Freq. [Hz]	2.3	2.3	2.3	2.3	2.3	2.3
Avg. Stride Length [m]	6.1	7.8	7.4	7.4	7.2	7.0



- [ ] Ranking at each section and finish
- .-.- No data available at this section
- NA No data available



Horse/Jockey Name	Electric
Final Rank	3
Fastest Section Time (Section)	0:11.23 (1000m)
Top Speed [km/h] (Section)	66.7 (Overall)
Race State	Finished

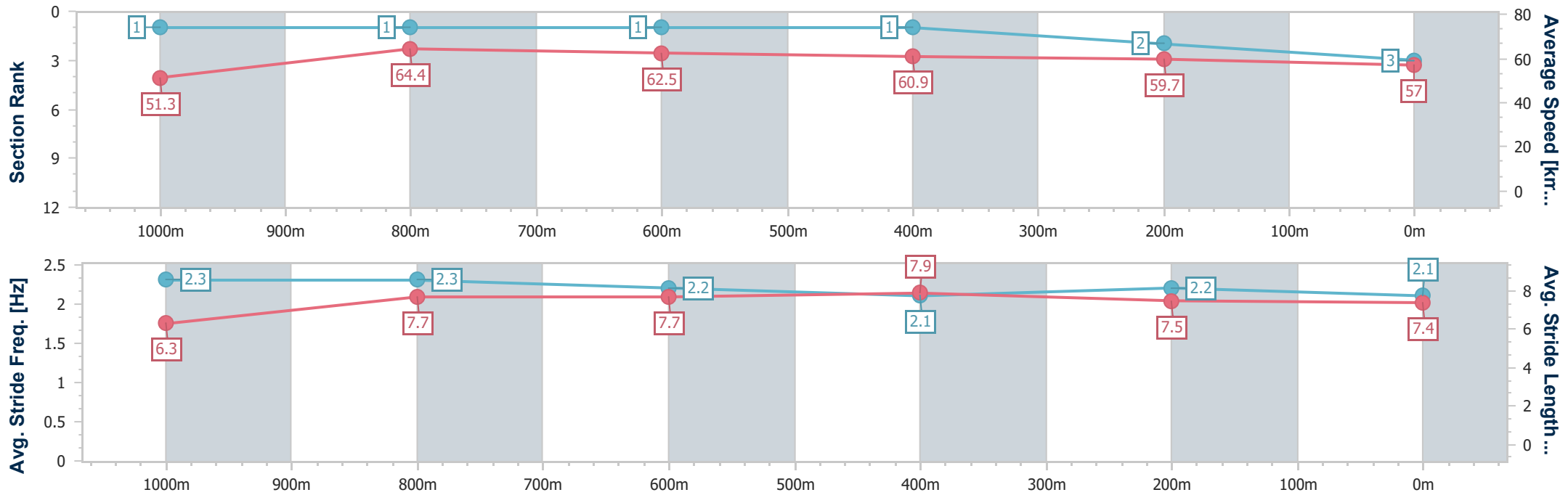


Toowoomba QLD Professional  
 Race 1: 1EQUINE - FOR THE EQUINE ATHLETE Class 1  
 Handicap - 1200m  
 06 May 2023 - 17:47



Track Rating: Good 4 , Weather: , Rail Position: +3m Entire

Section	Overall	1000m	800m	600m	400m	200m
Section Times	1:13.44 [3] (0:14.03)	0:59.41 [1] (0:11.23)	0:48.18 [1] (0:11.60)	0:36.58 [1] (0:11.88)	0:24.70 [1] (0:12.11)	0:12.59 [2] (0:12.59)
Average Speed [km/h]	51.3	64.4	62.5	60.9	59.7	57.0
Top Speed [km/h]	66.7	65.9	62.9	61.9	60.9	58.1
Avg. Dist. to Rail [m]	4.4	1.2	2.3	1.1	1.1	1.1
Avg. Stride Freq. [Hz]	2.3	2.3	2.2	2.1	2.2	2.1
Avg. Stride Length [m]	6.3	7.7	7.7	7.9	7.5	7.4



- [ ] Ranking at each section and finish
- .-.- No data available at this section
- NA No data available



Horse/Jockey Name	My Moses
Final Rank	4
Fastest Section Time (Section)	0:11.56 (1000m)
Top Speed [km/h] (Section)	65.2 (Overall)
Race State	Finished

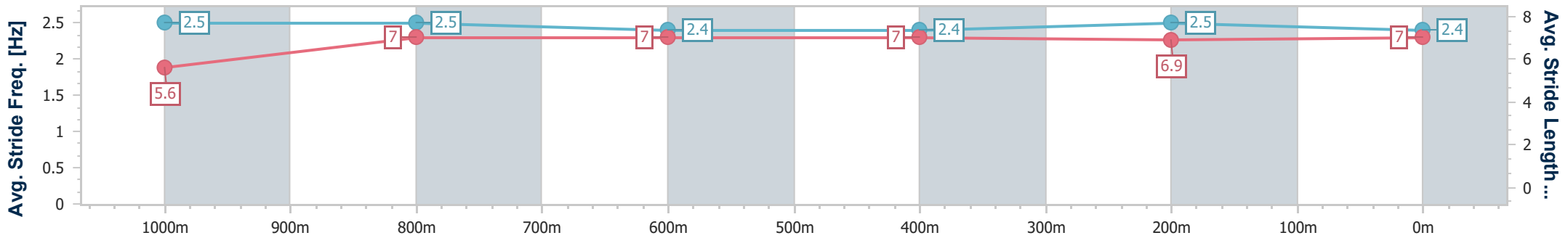
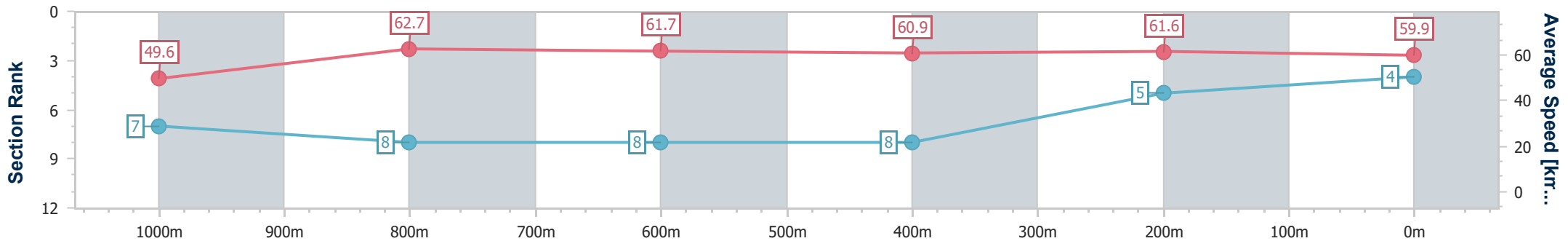


Toowoomba QLD Professional  
 Race 1: 1EQUINE - FOR THE EQUINE ATHLETE Class 1  
 Handicap - 1200m  
 06 May 2023 - 17:47



Track Rating: Good 4 , Weather: , Rail Position: +3m Entire

Section	Overall	1000m	800m	600m	400m	200m
Section Times	1:13.45 [4] (0:14.52)	0:58.93 [7] (0:11.56)	0:47.37 [8] (0:11.73)	0:35.64 [8] (0:11.92)	0:23.72 [8] (0:11.72)	0:12.00 [5] (0:12.00)
Average Speed [km/h]	49.6	62.7	61.7	60.9	61.6	59.9
Top Speed [km/h]	65.2	65.0	62.8	62.6	62.2	61.3
Avg. Dist. to Rail [m]	5.8	1.9	1.5	1.5	0.4	1.1
Avg. Stride Freq. [Hz]	2.5	2.5	2.4	2.4	2.5	2.4
Avg. Stride Length [m]	5.6	7.0	7.0	7.0	6.9	7.0



- [ ] Ranking at each section and finish
- .-.- No data available at this section
- NA No data available



Horse/Jockey Name	Basil's Bow
Final Rank	5
Fastest Section Time (Section)	0:11.36 (1000m)
Top Speed [km/h] (Section)	66.1 (Overall)
Race State	Finished

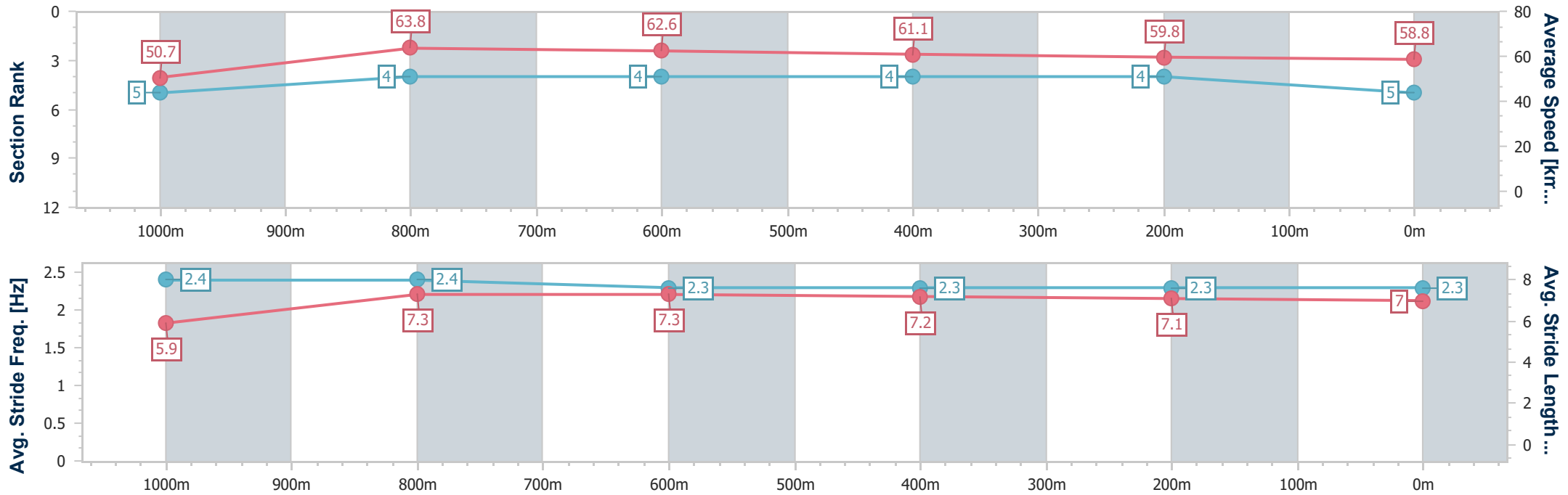


Toowoomba QLD Professional  
 Race 1: 1EQUINE - FOR THE EQUINE ATHLETE Class 1  
 Handicap - 1200m  
 06 May 2023 - 17:47



Track Rating: Good 4 , Weather: , Rail Position: +3m Entire

Section	Overall	1000m	800m	600m	400m	200m
Section Times	1:13.46 [5] (0:14.22)	0:59.24 [5] (0:11.36)	0:47.88 [4] (0:11.62)	0:36.26 [4] (0:11.87)	0:24.39 [4] (0:12.17)	0:12.22 [4] (0:12.22)
Average Speed [km/h]	50.7	63.8	62.6	61.1	59.8	58.8
Top Speed [km/h]	66.1	65.8	63.0	62.8	61.3	60.2
Avg. Dist. to Rail [m]	2.9	2.2	2.3	1.6	3.6	4.3
Avg. Stride Freq. [Hz]	2.4	2.4	2.3	2.3	2.3	2.3
Avg. Stride Length [m]	5.9	7.3	7.3	7.2	7.1	7.0



- [ ] Ranking at each section and finish
- .-.- No data available at this section
- NA No data available



Horse/Jockey Name	Capitan De Seda
Final Rank	6
Fastest Section Time (Section)	0:11.62 (1000m)
Top Speed [km/h] (Section)	63.7 (400m)
Race State	Finished

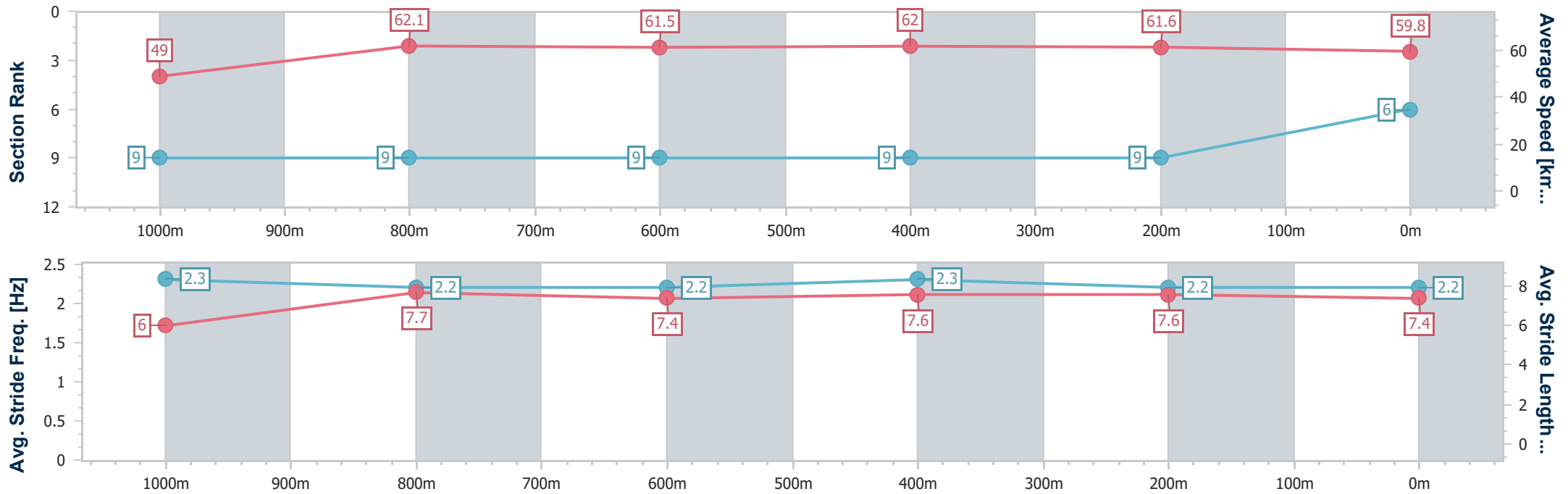


Toowoomba QLD Professional  
 Race 1: 1EQUINE - FOR THE EQUINE ATHLETE Class 1  
 Handicap - 1200m  
 06 May 2023 - 17:47



Track Rating: Good 4 , Weather: , Rail Position: +3m Entire

Section	Overall	1000m	800m	600m	400m	200m
Section Times	1:13.62 [6] (0:14.70)	0:58.92 [9] (0:11.62)	0:47.30 [9] (0:11.76)	0:35.54 [9] (0:11.75)	0:23.79 [9] (0:11.78)	0:12.01 [9] (0:12.01)
Average Speed [km/h]	49.0	62.1	61.5	62.0	61.6	59.8
Top Speed [km/h]	62.9	62.9	62.2	62.4	63.7	61.0
Avg. Dist. to Rail [m]	6.1	1.1	1.4	2.0	2.1	2.2
Avg. Stride Freq. [Hz]	2.3	2.2	2.2	2.3	2.2	2.2
Avg. Stride Length [m]	6.0	7.7	7.4	7.6	7.6	7.4



- [ ] Ranking at each section and finish
- .-.- No data available at this section
- NA No data available



Horse/Jockey Name	Sandgate Road
Final Rank	7
Fastest Section Time (Section)	0:11.46 (1000m)
Top Speed [km/h] (Section)	65.0 (1000m)
Race State	Finished

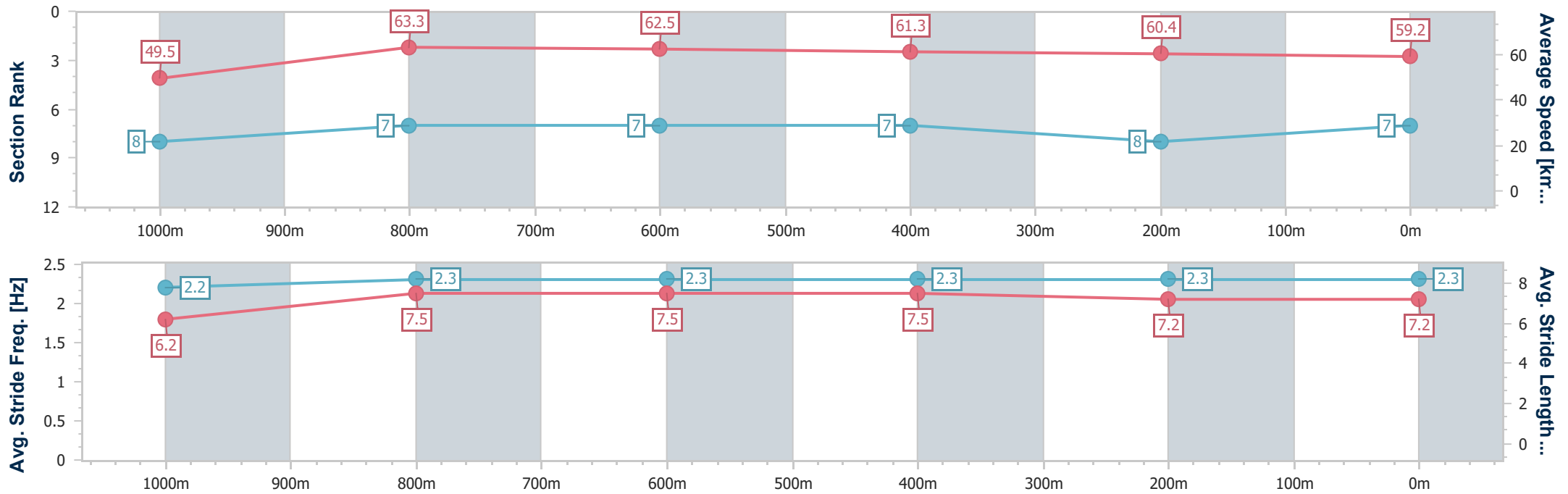


Toowoomba QLD Professional  
 Race 1: 1EQUINE - FOR THE EQUINE ATHLETE Class 1  
 Handicap - 1200m  
 06 May 2023 - 17:47



Track Rating: Good 4 , Weather: , Rail Position: +3m Entire

Section	Overall	1000m	800m	600m	400m	200m
Section Times	1:13.71 [7] (0:14.53)	0:59.18 [8] (0:11.46)	0:47.72 [7] (0:11.59)	0:36.13 [7] (0:11.88)	0:24.25 [7] (0:12.12)	0:12.13 [8] (0:12.13)
Average Speed [km/h]	49.5	63.3	62.5	61.3	60.4	59.2
Top Speed [km/h]	65.0	65.0	63.3	62.4	61.1	60.1
Avg. Dist. to Rail [m]	3.0	1.8	2.0	2.2	4.8	5.4
Avg. Stride Freq. [Hz]	2.2	2.3	2.3	2.3	2.3	2.3
Avg. Stride Length [m]	6.2	7.5	7.5	7.5	7.2	7.2



- [ ] Ranking at each section and finish
- .-.- No data available at this section
- NA No data available





Horse/Jockey Name	Tempress Katie
Final Rank	8
Fastest Section Time (Section)	0:11.39 (1000m)
Top Speed [km/h] (Section)	64.9 (Overall)
Race State	Finished

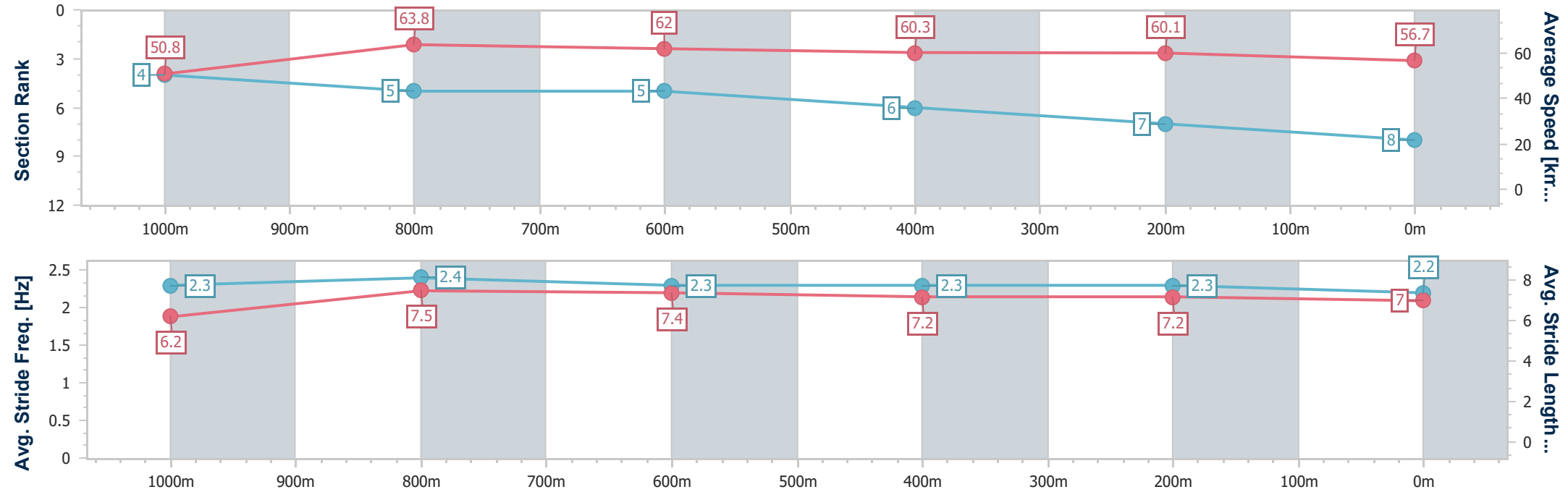


Toowoomba QLD Professional  
 Race 1: 1EQUINE - FOR THE EQUINE ATHLETE Class 1  
 Handicap - 1200m  
 06 May 2023 - 17:47



Track Rating: Good 4 , Weather: , Rail Position: +3m Entire

Section	Overall	1000m	800m	600m	400m	200m
Section Times	1:14.14 [8] (0:14.19)	0:59.95 [4] (0:11.39)	0:48.56 [5] (0:11.71)	0:36.85 [5] (0:12.09)	0:24.76 [6] (0:12.08)	0:12.68 [7] (0:12.68)
Average Speed [km/h]	50.8	63.8	62.0	60.3	60.1	56.7
Top Speed [km/h]	64.9	64.7	62.8	61.5	61.3	59.4
Avg. Dist. to Rail [m]	5.2	2.7	3.0	2.0	3.3	3.3
Avg. Stride Freq. [Hz]	2.3	2.4	2.3	2.3	2.3	2.2
Avg. Stride Length [m]	6.2	7.5	7.4	7.2	7.2	7.0



- [ ] Ranking at each section and finish
- .-.- No data available at this section
- NA No data available



Horse/Jockey Name	Hypervelocity
Final Rank	9
Fastest Section Time (Section)	0:11.19 (1000m)
Top Speed [km/h] (Section)	67.0 (Overall)
Race State	Finished

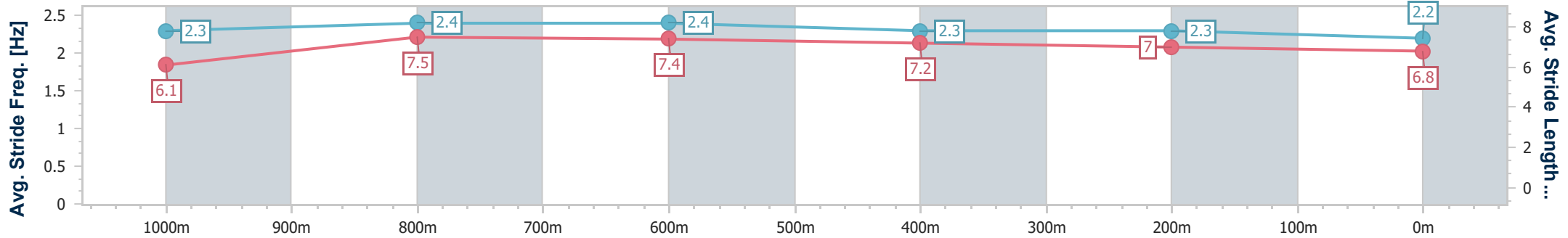
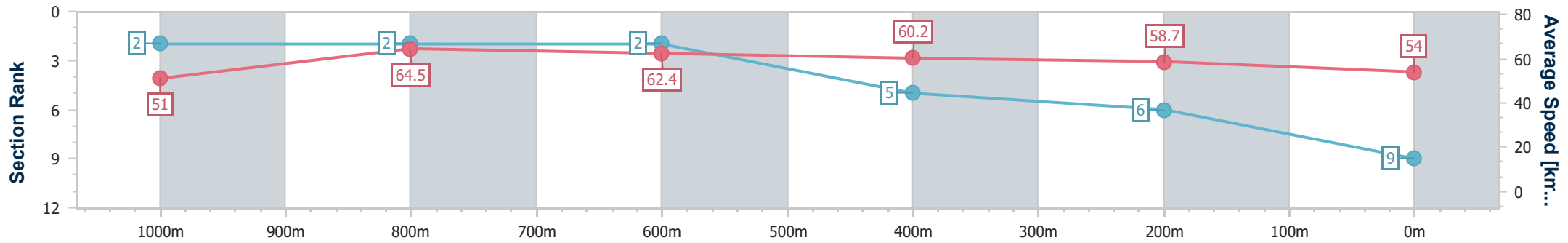


Toowoomba QLD Professional  
 Race 1: 1EQUINE - FOR THE EQUINE ATHLETE Class 1  
 Handicap - 1200m  
 06 May 2023 - 17:47



Track Rating: Good 4 , Weather: , Rail Position: +3m Entire

Section	Overall	1000m	800m	600m	400m	200m
Section Times	1:14.77 [9] (0:14.11)	1:00.66 [2] (0:11.19)	0:49.47 [2] (0:11.71)	0:37.76 [2] (0:12.11)	0:25.65 [5] (0:12.34)	0:13.31 [6] (0:13.31)
Average Speed [km/h]	51.0	64.5	62.4	60.2	58.7	54.0
Top Speed [km/h]	67.0	66.4	63.9	62.0	59.9	58.3
Avg. Dist. to Rail [m]	3.1	0.8	3.5	2.3	2.3	1.0
Avg. Stride Freq. [Hz]	2.3	2.4	2.4	2.3	2.3	2.2
Avg. Stride Length [m]	6.1	7.5	7.4	7.2	7.0	6.8



- [ ] Ranking at each section and finish
- .-.- No data available at this section
- NA No data available