



Toowoomba QLD Professional

Race 3: HANNAS QTIS Three-Year-Old BENCHMARK 65 Handicap - 1300m

06 May 2023 - 18:55



Track Rating: Good 4, Weather: Fine, Rail Position: +3m Entire

Section	Overall	1200m	1000m	800m	600m	400m	Last 600m						
Field Times	1:19.26 (0:08.36)	1:10.90 (0:11.03)	0:59.87 (0:11.43)	0:48.44 (0:11.64)	0:36.80 (0:11.83)	0:24.97 (0:12.22)	0:36.80						
Rank	TAB	Horse/Jockey	Barrier	Top Speed [km/h]	Fastest Section							Distance Travelled [m]	
1	8	ALFA LILY Sariah Champkin	7	66.4 1200m	0:08.44 Overall	1:19.26 [1] (0:08.44)	1:10.82 [2] (0:10.95)	0:59.87 [1] (0:11.43)	0:48.44 [1] (0:11.64)	0:36.80 [1] (0:11.83)	0:24.97 [1] (0:12.22)	0:36.80	
2	2	PREPOTENT Les Tilley	5	66.8 1200m	0:08.86 Overall	1:19.27 [2] (0:08.86)	1:10.41 [6] (0:11.12)	0:59.29 [6] (0:11.52)	0:47.77 [6] (0:11.50)	0:36.27 [6] (0:11.75)	0:24.52 [5] (0:12.09)	0:36.27	+5
3	7	SPOOKY SPIRIT Luke Tarrant	2	66.2 1200m	0:08.68 Overall	1:19.27 [3] (0:08.68)	1:10.59 [4] (0:11.04)	0:59.55 [3] (0:11.51)	0:48.04 [3] (0:11.51)	0:36.53 [3] (0:11.80)	0:24.73 [3] (0:12.06)	0:36.53	+4
4	6	EVEN NOW Nozi Tomizawa	1	66.8 1200m	0:09.06 Overall	1:19.30 [4] (0:09.06)	1:10.24 [7] (0:10.98)	0:59.26 [7] (0:11.44)	0:47.82 [7] (0:11.47)	0:36.35 [5] (0:11.68)	0:24.67 [4] (0:12.11)	0:36.35	-1
5	5	DEMON DELIVERA Justin Stanley	6	65.8 1200m	0:09.12 Overall	1:19.55 [5] (0:09.12)	1:10.43 [8] (0:11.23)	0:59.20 [8] (0:11.48)	0:47.72 [8] (0:11.44)	0:36.28 [8] (0:11.62)	0:24.66 [7] (0:12.04)	0:36.28	+1
6	3	BREAKWATER BOY Jake Molloy	3	66.2 1200m	0:08.36 Overall	1:19.57 [6] (0:08.36)	1:11.21 [1] (0:11.06)	1:00.15 [2] (0:11.64)	0:48.51 [2] (0:11.59)	0:36.92 [2] (0:11.84)	0:25.08 [2] (0:12.15)	0:36.92	+2
7	9	HUE Montanna Savva	4	66.8 1200m	0:08.72 Overall	1:20.17 [7] (0:08.72)	1:11.45 [5] (0:11.03)	1:00.42 [4] (0:11.58)	0:48.84 [4] (0:11.57)	0:37.27 [4] (0:11.89)	0:25.38 [6] (0:12.53)	0:37.27	+8
8	1	MISHANI MISSILE Jai Williams	9	65.7 1200m	0:08.64 Overall	1:20.28 [8] (0:08.64)	1:11.64 [3] (0:11.19)	1:00.45 [5] (0:11.52)	0:48.93 [5] (0:11.63)	0:37.30 [7] (0:11.97)	0:25.33 [8] (0:12.41)	0:37.30	+13

Scratched: Menari Magic (#4)



Toowoomba QLD Professional

Race 3: HANNAS QTIS Three-Year-Old BENCHMARK 65 Handicap - 1300m

06 May 2023 - 18:55



Track Rating: Good 4, Weather: Fine, Rail Position: +3m Entire

Section							200m			Last 600m
Field Times							0:12.75 (0:12.75)			0:36.80
Rank	TAB	Horse/Jockey	Barrier	Top Speed [km/h]	Fastest Section	Margin			Distance Travelled [m]	
1	8	ALFA LILY Sariah Champkin	7	66.4 1200m	0:08.44 Overall	0:12.75 [1] (0:12.75)	1:19.26		0:36.80	
2	2	PREPOTENT Les Tilley	5	66.8 1200m	0:08.86 Overall	0:12.43 [5] (0:12.43)	0.1L		0:36.27 +5	
3	7	SPOOKY SPIRIT Luke Tarrant	2	66.2 1200m	0:08.68 Overall	0:12.67 [2] (0:12.67)	0.2L		0:36.53 +4	
4	6	EVEN NOW Nozi Tomizawa	1	66.8 1200m	0:09.06 Overall	0:12.56 [4] (0:12.56)	0.4L		0:36.35 -1	
5	5	DEMON DELIVERA Justin Stanley	6	65.8 1200m	0:09.12 Overall	0:12.62 [6] (0:12.62)	1.7L		0:36.28 +1	
6	3	BREAKWATER BOY Jake Molloy	3	66.2 1200m	0:08.36 Overall	0:12.93 [3] (0:12.93)	1.9L		0:36.92 +2	
7	9	HUE Montanna Savva	4	66.8 1200m	0:08.72 Overall	0:12.85 [7] (0:12.85)	5.4L		0:37.27 +8	
8	1	MISHANI MISSILE Jai Williams	9	65.7 1200m	0:08.64 Overall	0:12.92 [8] (0:12.92)	5.9L		0:37.30 +13	

Scratched: Menari Magic (#4)



Horse/Jockey Name	Alfa Lily
Final Rank	1
Fastest Section Time (Section)	0:08.44 (Overall)
Top Speed [km/h] (Section)	66.4 (1200m)
Race State	Finished

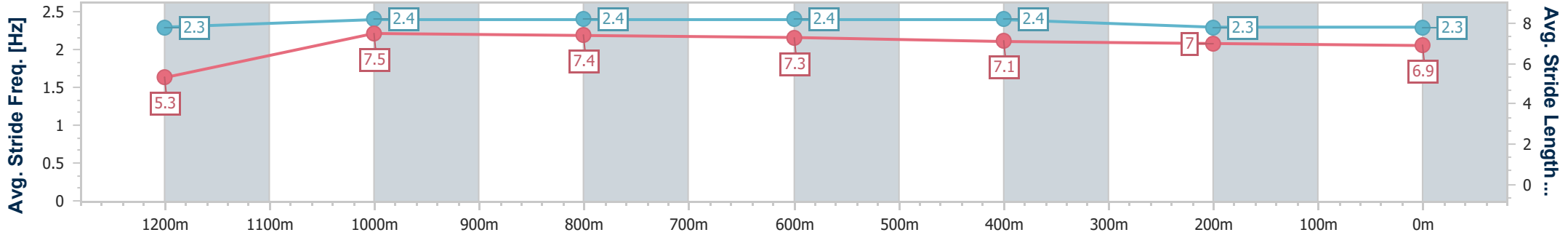
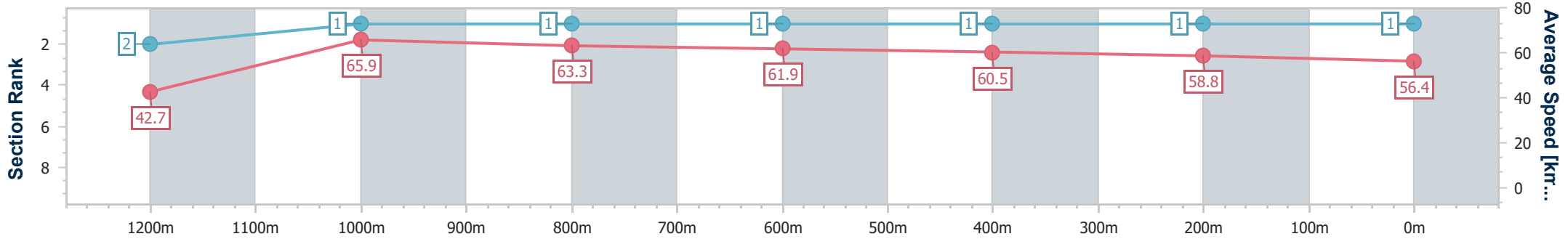


Toowoomba QLD Professional
 Race 3: HANNAS QTIS Three-Year-Old BENCHMARK 65
 Handicap - 1300m
 06 May 2023 - 18:55



Track Rating: Good 4, Weather: Fine, Rail Position: +3m Entire

Section	Overall	1200m	1000m	800m	600m	400m	200m
Section Times	1:19.26 [1] (0:08.44)	1:10.82 [2] (0:10.95)	0:59.87 [1] (0:11.43)	0:48.44 [1] (0:11.64)	0:36.80 [1] (0:11.83)	0:24.97 [1] (0:12.22)	0:12.75 [1] (0:12.75)
Average Speed [km/h]	42.7	65.9	63.3	61.9	60.5	58.8	56.4
Top Speed [km/h]	64.6	66.4	65.8	62.7	62.1	59.8	57.5
Avg. Dist. to Rail [m]	8.4	3.2	1.9	0.4	0.8	0.9	0.7
Avg. Stride Freq. [Hz]	2.3	2.4	2.4	2.4	2.4	2.3	2.3
Avg. Stride Length [m]	5.3	7.5	7.4	7.3	7.1	7.0	6.9



- [] Ranking at each section and finish
- .-.- No data available at this section
- NA No data available



Horse/Jockey Name	Prepotent
Final Rank	2
Fastest Section Time (Section)	0:08.86 (Overall)
Top Speed [km/h] (Section)	66.8 (1200m)
Race State	Finished

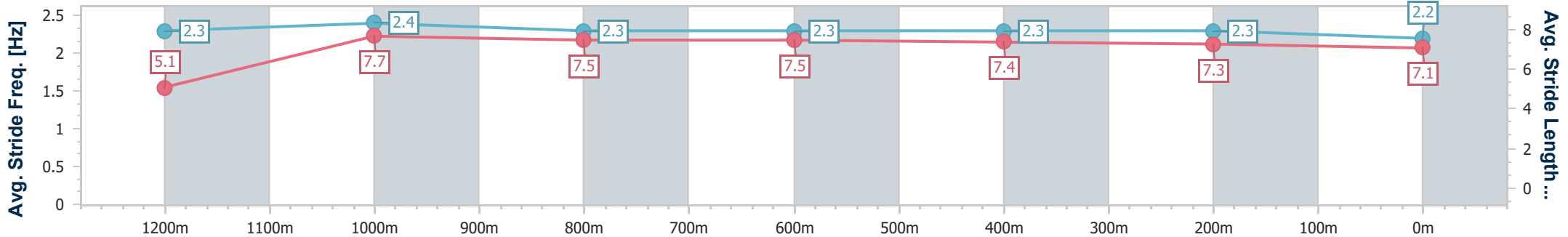
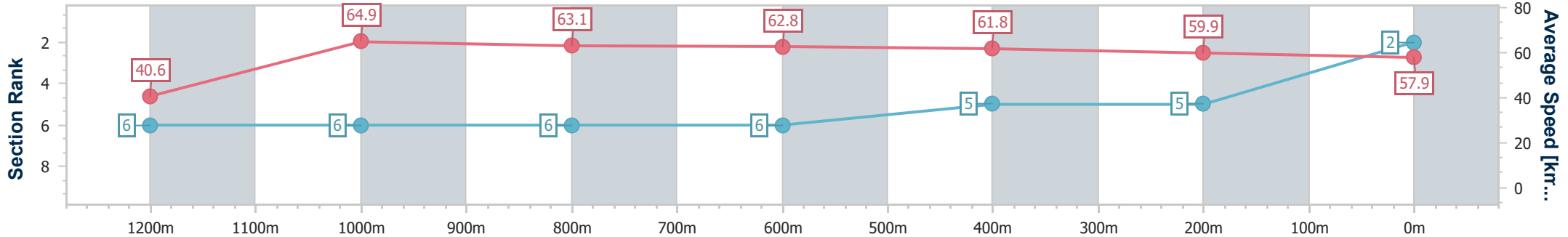


Toowoomba QLD Professional
 Race 3: HANNAS QTIS Three-Year-Old BENCHMARK 65
 Handicap - 1300m
 06 May 2023 - 18:55



Track Rating: Good 4, Weather: Fine, Rail Position: +3m Entire

Section	Overall	1200m	1000m	800m	600m	400m	200m
Section Times	1:19.27 [2] (0:08.86)	1:10.41 [6] (0:11.12)	0:59.29 [6] (0:11.52)	0:47.77 [6] (0:11.50)	0:36.27 [6] (0:11.75)	0:24.52 [5] (0:12.09)	0:12.43 [5] (0:12.43)
Average Speed [km/h]	40.6	64.9	63.1	62.8	61.8	59.9	57.9
Top Speed [km/h]	61.2	66.8	64.9	63.8	63.5	60.8	58.9
Avg. Dist. to Rail [m]	7.0	3.3	2.6	1.0	1.0	2.2	3.5
Avg. Stride Freq. [Hz]	2.3	2.4	2.3	2.3	2.3	2.3	2.2
Avg. Stride Length [m]	5.1	7.7	7.5	7.5	7.4	7.3	7.1



- [] Ranking at each section and finish
- .-.- No data available at this section
- NA No data available



Horse/Jockey Name	Spooky Spirit
Final Rank	3
Fastest Section Time (Section)	0:08.68 (Overall)
Top Speed [km/h] (Section)	66.2 (1200m)
Race State	Finished

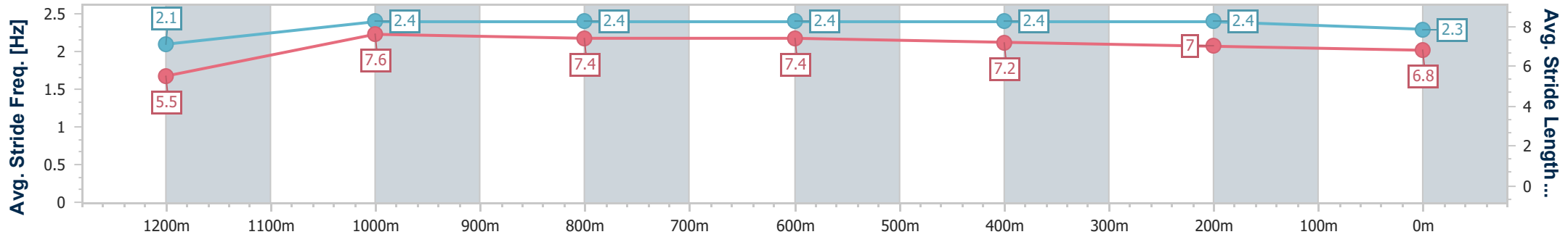
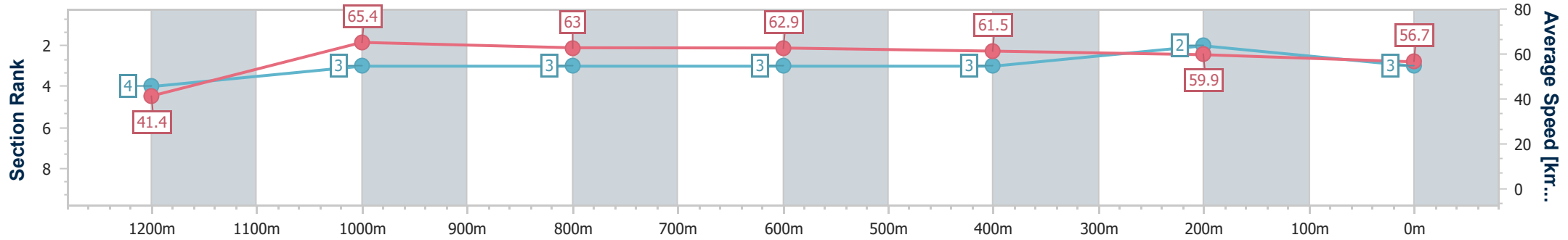


Toowoomba QLD Professional
 Race 3: HANNAS QTIS Three-Year-Old BENCHMARK 65
 Handicap - 1300m
 06 May 2023 - 18:55



Track Rating: Good 4, Weather: Fine, Rail Position: +3m Entire

Section	Overall	1200m	1000m	800m	600m	400m	200m
Section Times	1:19.27 [3] (0:08.68)	1:10.59 [4] (0:11.04)	0:59.55 [3] (0:11.51)	0:48.04 [3] (0:11.51)	0:36.53 [3] (0:11.80)	0:24.73 [3] (0:12.06)	0:12.67 [2] (0:12.67)
Average Speed [km/h]	41.4	65.4	63.0	62.9	61.5	59.9	56.7
Top Speed [km/h]	63.5	66.2	64.9	63.8	63.6	60.9	58.2
Avg. Dist. to Rail [m]	4.4	2.3	2.4	1.2	1.5	1.0	2.2
Avg. Stride Freq. [Hz]	2.1	2.4	2.4	2.4	2.4	2.4	2.3
Avg. Stride Length [m]	5.5	7.6	7.4	7.4	7.2	7.0	6.8



- [] Ranking at each section and finish
- .-.- No data available at this section
- NA No data available



Horse/Jockey Name	Even Now
Final Rank	4
Fastest Section Time (Section)	0:09.06 (Overall)
Top Speed [km/h] (Section)	66.8 (1200m)
Race State	Finished

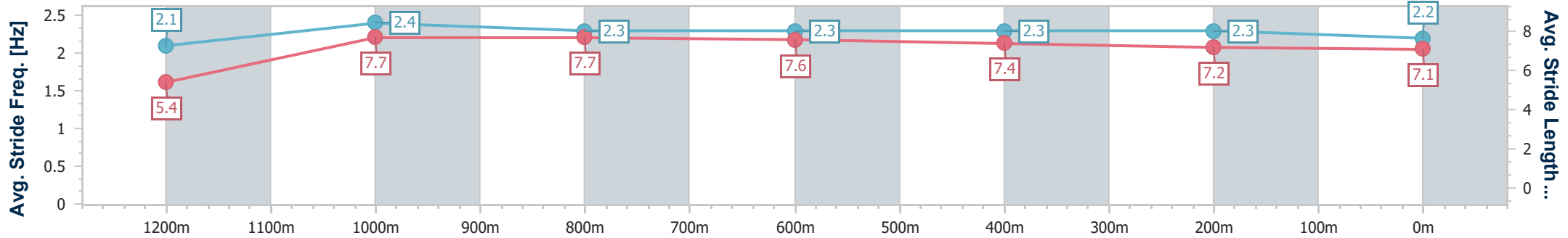
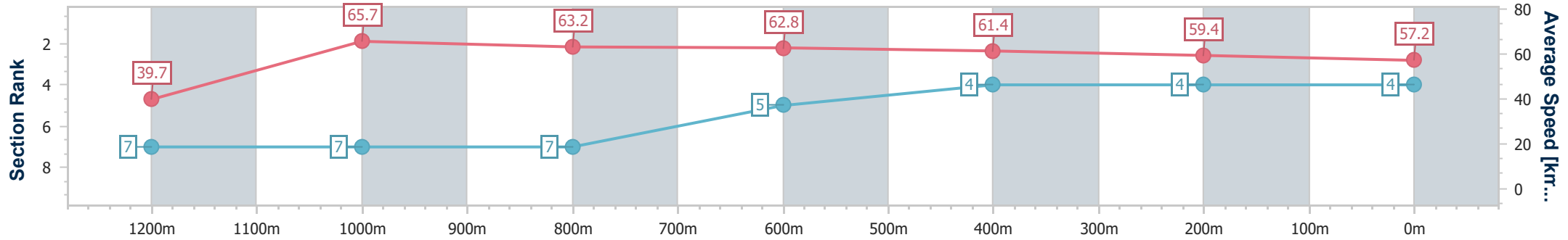


Toowoomba QLD Professional
 Race 3: HANNAS QTIS Three-Year-Old BENCHMARK 65
 Handicap - 1300m
 06 May 2023 - 18:55



Track Rating: Good 4, Weather: Fine, Rail Position: +3m Entire

Section	Overall	1200m	1000m	800m	600m	400m	200m
Section Times	1:19.30 [4] (0:09.06)	1:10.24 [7] (0:10.98)	0:59.26 [7] (0:11.44)	0:47.82 [7] (0:11.47)	0:36.35 [5] (0:11.68)	0:24.67 [4] (0:12.11)	0:12.56 [4] (0:12.56)
Average Speed [km/h]	39.7	65.7	63.2	62.8	61.4	59.4	57.2
Top Speed [km/h]	63.3	66.8	65.4	64.0	63.1	60.0	58.6
Avg. Dist. to Rail [m]	3.9	1.9	1.3	0.5	0.5	0.5	0.7
Avg. Stride Freq. [Hz]	2.1	2.4	2.3	2.3	2.3	2.3	2.2
Avg. Stride Length [m]	5.4	7.7	7.7	7.6	7.4	7.2	7.1



- [] Ranking at each section and finish
- .-.- No data available at this section
- NA No data available



Horse/Jockey Name	Demon Delivera
Final Rank	5
Fastest Section Time (Section)	0:09.12 (Overall)
Top Speed [km/h] (Section)	65.8 (1200m)
Race State	Finished

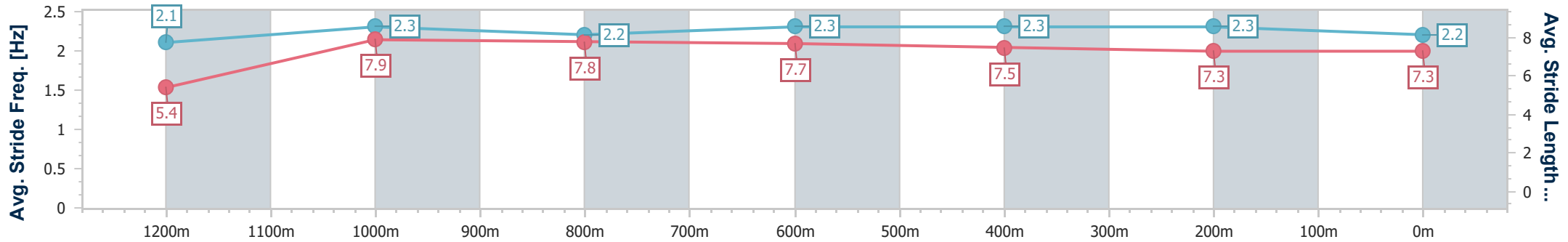
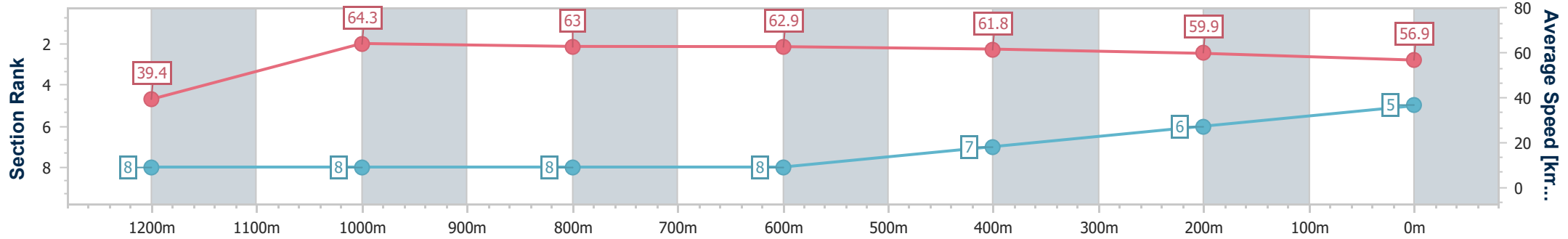


Toowoomba QLD Professional
 Race 3: HANNAS QTIS Three-Year-Old BENCHMARK 65
 Handicap - 1300m
 06 May 2023 - 18:55



Track Rating: Good 4, Weather: Fine, Rail Position: +3m Entire

Section	Overall	1200m	1000m	800m	600m	400m	200m
Section Times	1:19.55 [5] (0:09.12)	1:10.43 [8] (0:11.23)	0:59.20 [8] (0:11.48)	0:47.72 [8] (0:11.44)	0:36.28 [8] (0:11.62)	0:24.66 [7] (0:12.04)	0:12.62 [6] (0:12.62)
Average Speed [km/h]	39.4	64.3	63.0	62.9	61.8	59.9	56.9
Top Speed [km/h]	60.4	65.8	64.5	63.4	63.5	60.9	59.0
Avg. Dist. to Rail [m]	7.1	3.0	1.6	0.4	0.6	0.8	1.1
Avg. Stride Freq. [Hz]	2.1	2.3	2.2	2.3	2.3	2.3	2.2
Avg. Stride Length [m]	5.4	7.9	7.8	7.7	7.5	7.3	7.3



- [] Ranking at each section and finish
- .-.- No data available at this section
- NA No data available



Horse/Jockey Name	Breakwater Boy
Final Rank	6
Fastest Section Time (Section)	0:08.36 (Overall)
Top Speed [km/h] (Section)	66.2 (1200m)
Race State	Finished

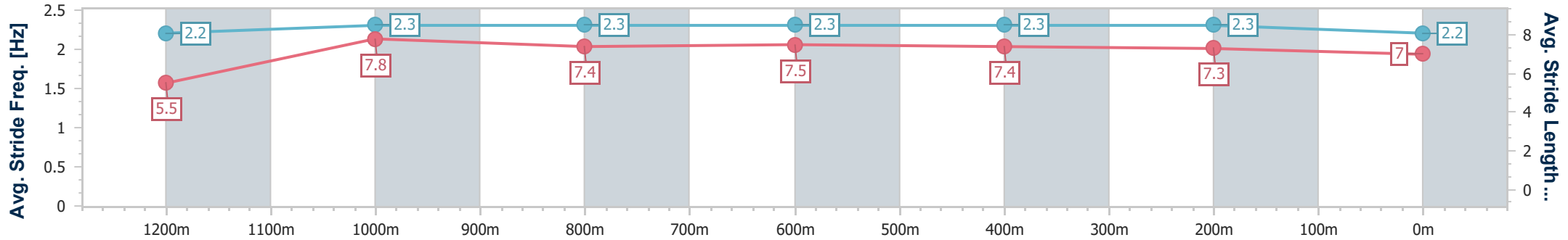
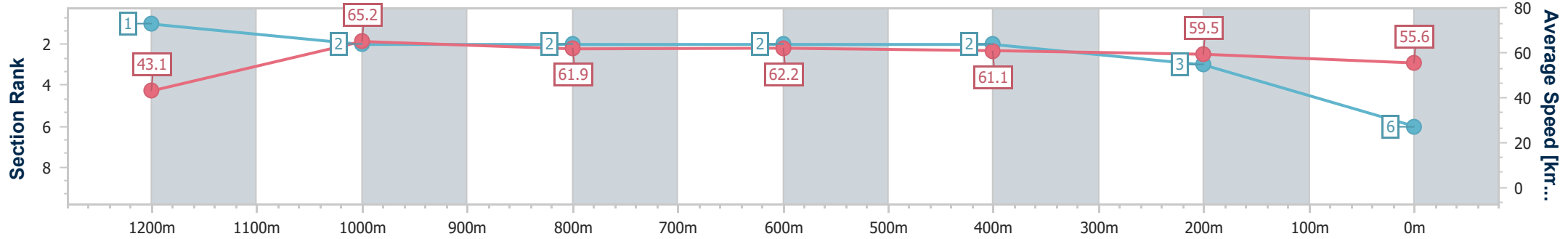


Toowoomba QLD Professional
 Race 3: HANNAS QTIS Three-Year-Old BENCHMARK 65
 Handicap - 1300m
 06 May 2023 - 18:55



Track Rating: Good 4, Weather: Fine, Rail Position: +3m Entire

Section	Overall	1200m	1000m	800m	600m	400m	200m
Section Times	1:19.57 [6] (0:08.36)	1:11.21 [1] (0:11.06)	1:00.15 [2] (0:11.64)	0:48.51 [2] (0:11.59)	0:36.92 [2] (0:11.84)	0:25.08 [2] (0:12.15)	0:12.93 [3] (0:12.93)
Average Speed [km/h]	43.1	65.2	61.9	62.2	61.1	59.5	55.6
Top Speed [km/h]	63.2	66.2	64.6	63.1	62.8	60.4	57.9
Avg. Dist. to Rail [m]	4.1	1.1	1.0	0.3	0.5	1.6	2.2
Avg. Stride Freq. [Hz]	2.2	2.3	2.3	2.3	2.3	2.3	2.2
Avg. Stride Length [m]	5.5	7.8	7.4	7.5	7.4	7.3	7.0



- [] Ranking at each section and finish
- .-.- No data available at this section
- NA No data available



Horse/Jockey Name	Hue
Final Rank	7
Fastest Section Time (Section)	0:08.72 (Overall)
Top Speed [km/h] (Section)	66.8 (1200m)
Race State	Finished

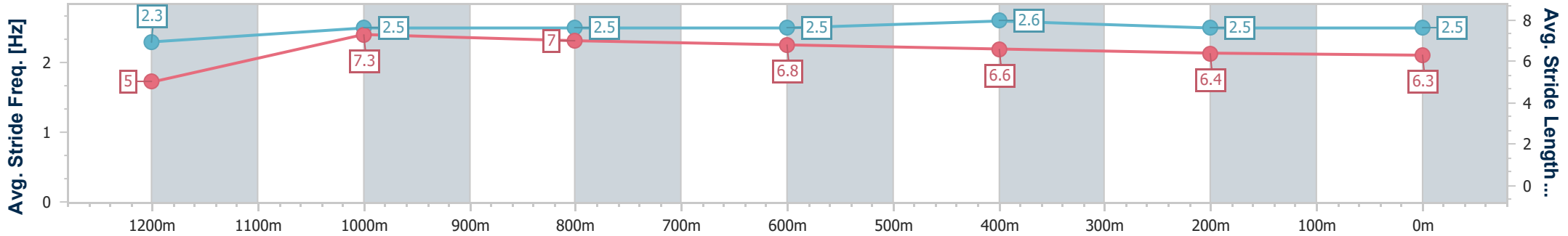
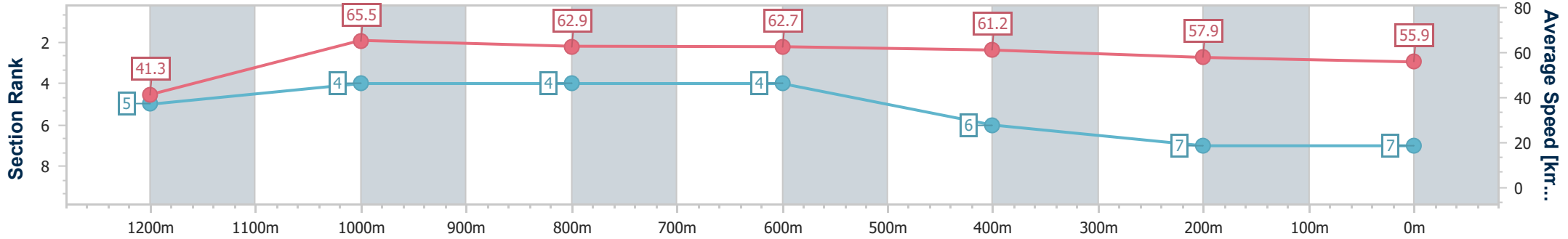


Toowoomba QLD Professional
 Race 3: HANNAS QTIS Three-Year-Old BENCHMARK 65
 Handicap - 1300m
 06 May 2023 - 18:55



Track Rating: Good 4, Weather: Fine, Rail Position: +3m Entire

Section	Overall	1200m	1000m	800m	600m	400m	200m
Section Times	1:20.17 [7] (0:08.72)	1:11.45 [5] (0:11.03)	1:00.42 [4] (0:11.58)	0:48.84 [4] (0:11.57)	0:37.27 [4] (0:11.89)	0:25.38 [6] (0:12.53)	0:12.85 [7] (0:12.85)
Average Speed [km/h]	41.3	65.5	62.9	62.7	61.2	57.9	55.9
Top Speed [km/h]	62.2	66.8	65.4	63.8	63.1	59.4	56.8
Avg. Dist. to Rail [m]	7.6	4.0	3.3	2.5	1.9	2.0	1.5
Avg. Stride Freq. [Hz]	2.3	2.5	2.5	2.5	2.6	2.5	2.5
Avg. Stride Length [m]	5.0	7.3	7.0	6.8	6.6	6.4	6.3



- [] Ranking at each section and finish
- .-.- No data available at this section
- NA No data available



Horse/Jockey Name	Mishani Missile
Final Rank	8
Fastest Section Time (Section)	0:08.64 (Overall)
Top Speed [km/h] (Section)	65.7 (1200m)
Race State	Finished

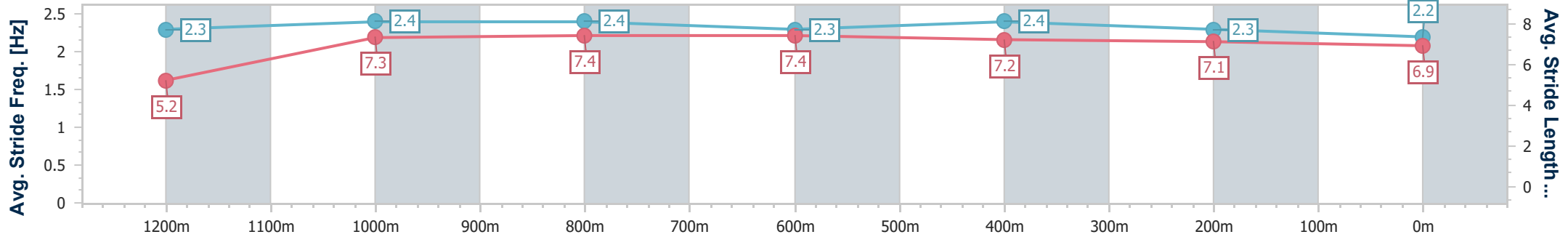
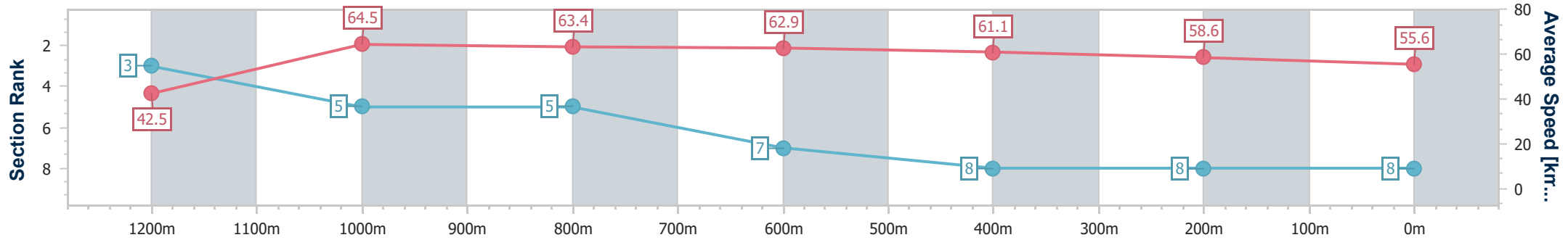


Toowoomba QLD Professional
 Race 3: HANNAS QTIS Three-Year-Old BENCHMARK 65
 Handicap - 1300m
 06 May 2023 - 18:55



Track Rating: Good 4, Weather: Fine, Rail Position: +3m Entire

Section	Overall	1200m	1000m	800m	600m	400m	200m
Section Times	1:20.28 [8] (0:08.64)	1:11.64 [3] (0:11.19)	1:00.45 [5] (0:11.52)	0:48.93 [5] (0:11.63)	0:37.30 [7] (0:11.97)	0:25.33 [8] (0:12.41)	0:12.92 [8] (0:12.92)
Average Speed [km/h]	42.5	64.5	63.4	62.9	61.1	58.6	55.6
Top Speed [km/h]	61.5	65.7	64.7	63.4	63.6	59.8	57.5
Avg. Dist. to Rail [m]	9.2	4.0	3.9	4.0	3.3	3.1	3.7
Avg. Stride Freq. [Hz]	2.3	2.4	2.4	2.3	2.4	2.3	2.2
Avg. Stride Length [m]	5.2	7.3	7.4	7.4	7.2	7.1	6.9



- [] Ranking at each section and finish
- .-.- No data available at this section
- NA No data available