



# Toowoomba QLD Professional

## Race 5: QUEENSLAND ELECTRICAL SOLUTION Maiden Plate - 1625m

13 May 2023 - 18:50



Track Rating: Good 4, Weather: Fine, Rail Position: +4m Entire

Section		Overall	1400m	1200m	1000m	800m	600m	400m	Last 600m				
Field Times		1:40.92 (0:15.21)	1:25.71 (0:11.85)	1:13.86 (0:12.69)	1:01.17 (0:13.02)	0:48.15 (0:12.12)	0:36.03 (0:11.66)	0:24.37 (0:12.32)	0:36.03				
Rank	TAB	Horse/Jockey	Barrier	Top Speed [km/h]	Fastest Section							Distance Travelled [m]	
1	2	<b>DARK TANGENT</b> Cejay Graham	10	64.4 400m	0:11.45 400m	1:40.92 [1] (0:16.50)	1:24.42 [8] (0:11.86)	1:12.56 [8] (0:12.82)	0:59.74 [8] (0:12.60)	0:47.14 [8] (0:12.14)	0:35.00 [8] (0:12.09)	0:22.91 [8] (0:11.45)	0:35.00
2	8	<b>LIZZIE'S PRIDE</b> Alisha Donald	1	66.2 Overall	0:11.93 400m	1:41.13 [2] (0:15.38)	1:25.75 [2] (0:12.03)	1:13.72 [2] (0:12.67)	1:01.05 [2] (0:12.87)	0:48.18 [2] (0:12.24)	0:35.94 [2] (0:11.96)	0:23.98 [2] (0:11.93)	0:35.94 +5
3	6	<b>CALLYWAG</b> Kenji Yoshida	4	66.7 Overall	0:11.66 600m	1:41.65 [3] (0:15.21)	1:26.44 [1] (0:11.85)	1:14.59 [1] (0:12.69)	1:01.90 [1] (0:13.02)	0:48.88 [1] (0:12.12)	0:36.76 [1] (0:11.66)	0:25.10 [1] (0:12.32)	0:36.76 +4
4	9	<b>RUGGED WOMAN</b> Les Tilley	6	64.4 Overall	0:11.90 600m	1:41.70 [4] (0:15.81)	1:25.89 [4] (0:12.04)	1:13.85 [5] (0:12.60)	1:01.25 [5] (0:12.71)	0:48.54 [4] (0:12.18)	0:36.36 [3] (0:11.90)	0:24.46 [4] (0:11.99)	0:36.36 -2
5	7	<b>CANUCK</b> Tiffani Brooker	2	64.0 Overall	0:11.72 400m	1:41.70 [5] (0:16.05)	1:25.65 [6] (0:12.01)	1:13.64 [6] (0:12.62)	1:01.02 [6] (0:12.81)	0:48.21 [6] (0:12.21)	0:36.00 [6] (0:12.14)	0:23.86 [6] (0:11.72)	0:36.00 +1
6	5	<b>MAC MONTY</b> Cyril Small	13	66.6 Overall	0:11.86 600m	1:42.18 [6] (0:15.75)	1:26.43 [3] (0:11.92)	1:14.51 [3] (0:12.63)	1:01.88 [3] (0:12.83)	0:49.05 [3] (0:12.21)	0:36.84 [4] (0:11.86)	0:24.98 [3] (0:12.22)	0:36.84 +16
7	1	<b>BURN THE BOATS</b> Montanna Savva	5	64.1 Overall	0:11.92 1400m	1:42.27 [7] (0:15.90)	1:26.37 [5] (0:11.92)	1:14.45 [4] (0:12.55)	1:01.90 [4] (0:12.78)	0:49.12 [5] (0:12.32)	0:36.80 [5] (0:12.36)	0:24.44 [5] (0:12.15)	0:36.80 +9
8	10	<b>VAIN LUKE</b> Luke Tarrant	11	63.8 Overall	0:11.75 1400m	1:42.41 [8] (0:16.42)	1:25.99 [7] (0:11.75)	1:14.24 [7] (0:12.61)	1:01.63 [7] (0:12.84)	0:48.79 [7] (0:12.22)	0:36.57 [7] (0:12.11)	0:24.46 [7] (0:11.99)	0:36.57 +9

Scratched: Hallside Wildthing (#3), Jungleland (#4), Point Guard (#11), Obsidian Rose (#12), Tavieslass (#13), Arctic Dasher (#14)

[ ] Ranking at each section and finish  
 -:-:- No data available at this section  
 NA No data available

SCN Saddle cloth number  
 DNF Did not finish  
 DNT Did not track



# Toowoomba QLD Professional

## Race 5: QUEENSLAND ELECTRICAL SOLUTION Maiden Plate - 1625m

13 May 2023 - 18:50



Track Rating: Good 4, Weather: Fine, Rail Position: +4m Entire

Section				200m				Last 600m	
Field Times				0:12.05 (0:12.05)				0:36.03	
Rank	TAB	Horse/Jockey	Barrier	Top Speed [km/h]	Fastest Section	Margin			Distance Travelled [m]
1	2	<b>DARK TANGENT</b> Cejay Graham	10	64.4 400m	0:11.45 400m	0:11.46 [5] (0:11.46)	1:40.92		0:35.00
2	8	<b>LIZZIE'S PRIDE</b> Alisha Donald	1	66.2 Overall	0:11.93 400m	0:12.05 [2] (0:12.05)	1L		0:35.94 +5
3	6	<b>CALLYWAG</b> Kenji Yoshida	4	66.7 Overall	0:11.66 600m	0:12.78 [1] (0:12.78)	4L		0:36.76 +4
4	9	<b>RUGGED WOMAN</b> Les Tilley	6	64.4 Overall	0:11.90 600m	0:12.47 [3] (0:12.47)	4.2L		0:36.36 -2
5	7	<b>CANUCK</b> Tiffani Brooker	2	64.0 Overall	0:11.72 400m	0:12.14 [6] (0:12.14)	4.3L		0:36.00 +1
6	5	<b>MAC MONTY</b> Cyril Small	13	66.6 Overall	0:11.86 600m	0:12.76 [4] (0:12.76)	7.1L		0:36.84 +16
7	1	<b>BURN THE BOATS</b> Montanna Savva	5	64.1 Overall	0:11.92 1400m	0:12.29 [8] (0:12.29)	7.5L		0:36.80 +9
8	10	<b>VAIN LUKE</b> Luke Tarrant	11	63.8 Overall	0:11.75 1400m	0:12.47 [7] (0:12.47)	8.3L		0:36.57 +9

Scratched: Hallside Wildthing (#3), Jungleland (#4), Point Guard (#11), Obsidian Rose (#12), Tavieslass (#13), Arctic Dasher (#14)



Horse/Jockey Name	Dark Tangent
Final Rank	1
Fastest Section Time (Section)	0:11.45 (400m)
Top Speed [km/h] (Section)	64.4 (400m)
Race State	Finished



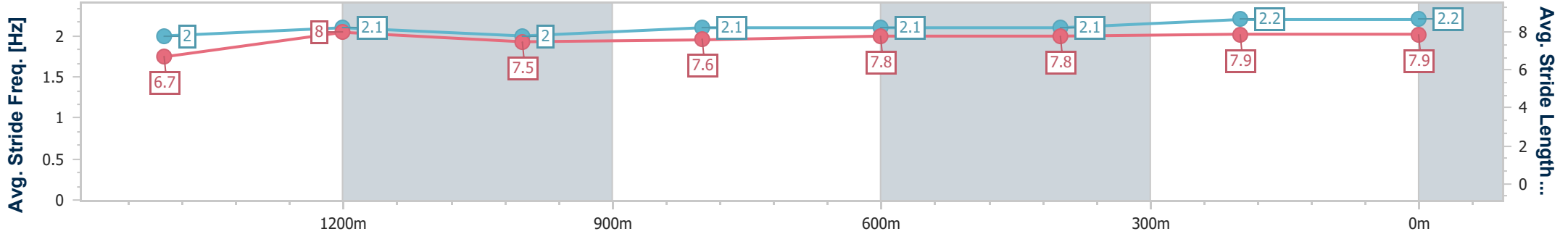
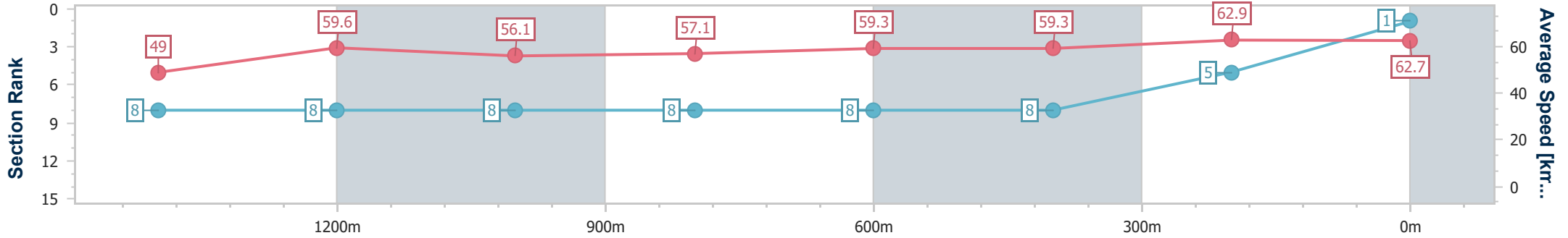
Toowoomba QLD Professional  
Race 5: QUEENSLAND ELECTRICAL SOLUTION Maiden Plate - 1625m



13 May 2023 - 18:50

Track Rating: Good 4, Weather: Fine, Rail Position: +4m Entire

Section	Overall	1400m	1200m	1000m	800m	600m	400m	200m						
Section Times	1:40.92 [1] (0:16.50)	1:24.42 [8] (0:11.86)	1:12.56 [8] (0:12.82)	0:59.74 [8] (0:12.60)	0:47.14 [8] (0:12.14)	0:35.00 [8] (0:12.09)	0:22.91 [8] (0:11.45)	0:11.46 [5] (0:11.46)						
Average Speed [km/h]	49.0	59.6	56.1	57.1	59.3	59.3	62.9	62.7						
Top Speed [km/h]	64.3	61.6	57.6	58.2	61.5	61.3	64.4	63.3						
Avg. Dist. to Rail [m]	3.8	2.9	1.9	1.0	0.3	0.5	0.6	1.7						
Avg. Stride Freq. [Hz]	2.0	2.1	2.0	2.1	2.1	2.1	2.2	2.2						
Avg. Stride Length [m]	6.7	8.0	7.5	7.6	7.8	7.8	7.9	7.9						



- [ ] Ranking at each section and finish
- .-.- No data available at this section
- NA No data available



Horse/Jockey Name	Lizzie's Pride
Final Rank	2
Fastest Section Time (Section)	0:11.93 (400m)
Top Speed [km/h] (Section)	66.2 (Overall)
Race State	Finished



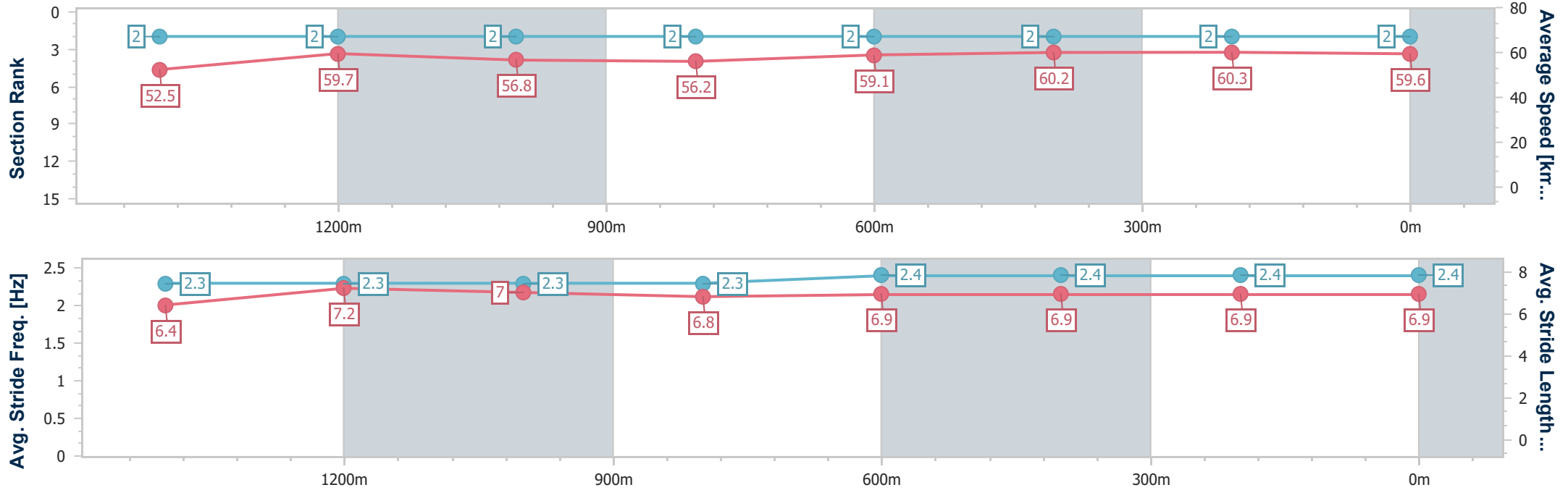
Toowoomba QLD Professional  
Race 5: QUEENSLAND ELECTRICAL SOLUTION Maiden Plate - 1625m



13 May 2023 - 18:50

Track Rating: Good 4, Weather: Fine, Rail Position: +4m Entire

Section	Overall	1400m	1200m	1000m	800m	600m	400m	200m					
Section Times	1:41.13 [2] (0:15.38)	1:25.75 [2] (0:12.03)	1:13.72 [2] (0:12.67)	1:01.05 [2] (0:12.87)	0:48.18 [2] (0:12.24)	0:35.94 [2] (0:11.96)	0:23.98 [2] (0:11.93)	0:12.05 [2] (0:12.05)					
Average Speed [km/h]	52.5	59.7	56.8	56.2	59.1	60.2	60.3	59.6					
Top Speed [km/h]	66.2	63.3	58.3	56.8	61.5	61.8	61.6	60.5					
Avg. Dist. to Rail [m]	1.6	0.8	0.3	1.3	1.8	0.4	0.7	0.6					
Avg. Stride Freq. [Hz]	2.3	2.3	2.3	2.3	2.4	2.4	2.4	2.4					
Avg. Stride Length [m]	6.4	7.2	7.0	6.8	6.9	6.9	6.9	6.9					



- [ ] Ranking at each section and finish
- .-.- No data available at this section
- NA No data available



Horse/Jockey Name	Callywag
Final Rank	3
Fastest Section Time (Section)	0:11.66 (600m)
Top Speed [km/h] (Section)	66.7 (Overall)
Race State	Finished



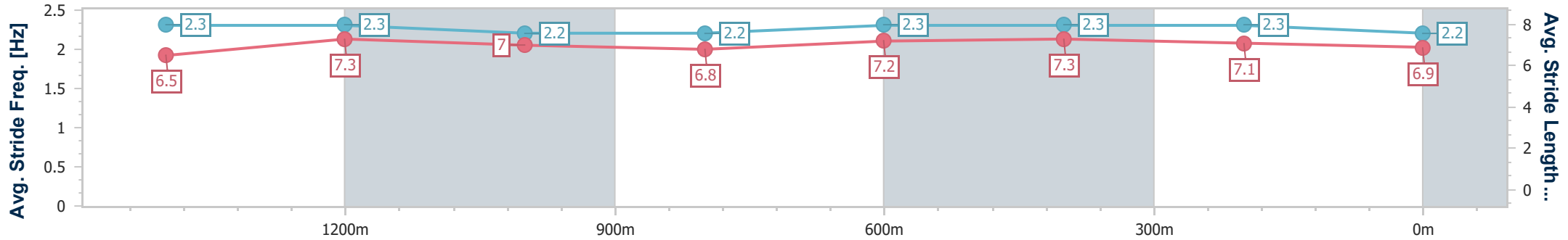
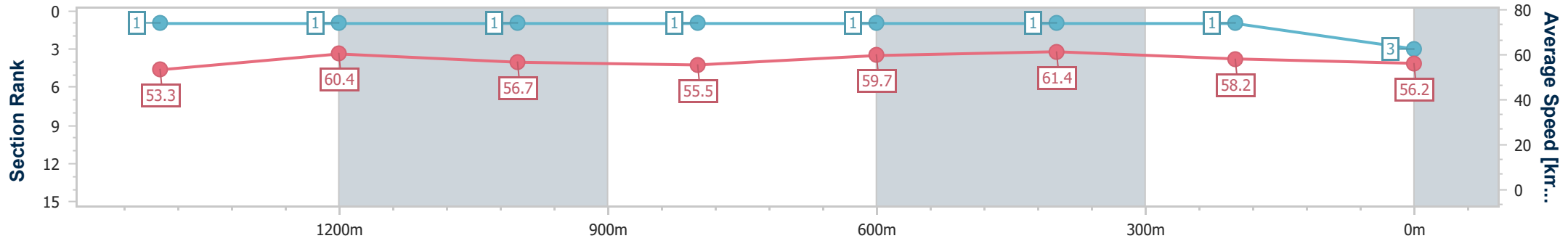
Toowoomba QLD Professional  
Race 5: QUEENSLAND ELECTRICAL SOLUTION Maiden Plate - 1625m



13 May 2023 - 18:50

Track Rating: Good 4, Weather: Fine, Rail Position: +4m Entire

Section	Overall	1400m	1200m	1000m	800m	600m	400m	200m
Section Times	1:41.65 [3] (0:15.21)	1:26.44 [1] (0:11.85)	1:14.59 [1] (0:12.69)	1:01.90 [1] (0:13.02)	0:48.88 [1] (0:12.12)	0:36.76 [1] (0:11.66)	0:25.10 [1] (0:12.32)	0:12.78 [1] (0:12.78)
Average Speed [km/h]	53.3	60.4	56.7	55.5	59.7	61.4	58.2	56.2
Top Speed [km/h]	66.7	64.2	58.3	56.5	62.6	63.0	59.7	57.2
Avg. Dist. to Rail [m]	2.3	1.2	0.4	0.8	0.9	0.7	1.1	1.2
Avg. Stride Freq. [Hz]	2.3	2.3	2.2	2.2	2.3	2.3	2.3	2.2
Avg. Stride Length [m]	6.5	7.3	7.0	6.8	7.2	7.3	7.1	6.9



- [ ] Ranking at each section and finish
- .-.- No data available at this section
- NA No data available



Horse/Jockey Name	Rugged Woman
Final Rank	4
Fastest Section Time (Section)	0:11.90 (600m)
Top Speed [km/h] (Section)	64.4 (Overall)
Race State	Finished



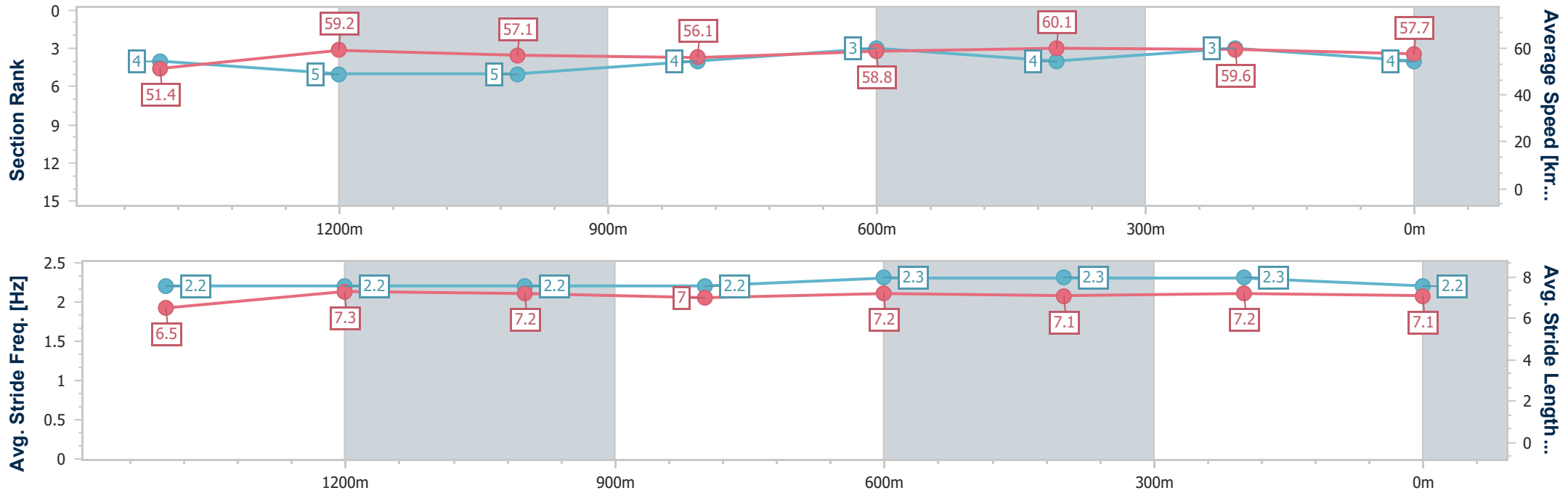
Toowoomba QLD Professional  
Race 5: QUEENSLAND ELECTRICAL SOLUTION Maiden Plate - 1625m



13 May 2023 - 18:50

Track Rating: Good 4, Weather: Fine, Rail Position: +4m Entire

Section	Overall	1400m	1200m	1000m	800m	600m	400m	200m
Section Times	1:41.70 [4] (0:15.81)	1:25.89 [4] (0:12.04)	1:13.85 [5] (0:12.60)	1:01.25 [5] (0:12.71)	0:48.54 [4] (0:12.18)	0:36.36 [3] (0:11.90)	0:24.46 [4] (0:11.99)	0:12.47 [3] (0:12.47)
Average Speed [km/h]	51.4	59.2	57.1	56.1	58.8	60.1	59.6	57.7
Top Speed [km/h]	64.4	63.1	58.4	57.2	61.3	61.2	60.4	58.9
Avg. Dist. to Rail [m]	3.5	1.7	1.3	2.2	1.6	1.5	1.5	0.8
Avg. Stride Freq. [Hz]	2.2	2.2	2.2	2.2	2.3	2.3	2.3	2.2
Avg. Stride Length [m]	6.5	7.3	7.2	7.0	7.2	7.1	7.2	7.1



- [ ] Ranking at each section and finish
- .-.- No data available at this section
- NA No data available



Horse/Jockey Name	Canuck
Final Rank	5
Fastest Section Time (Section)	0:11.72 (400m)
Top Speed [km/h] (Section)	64.0 (Overall)
Race State	Finished



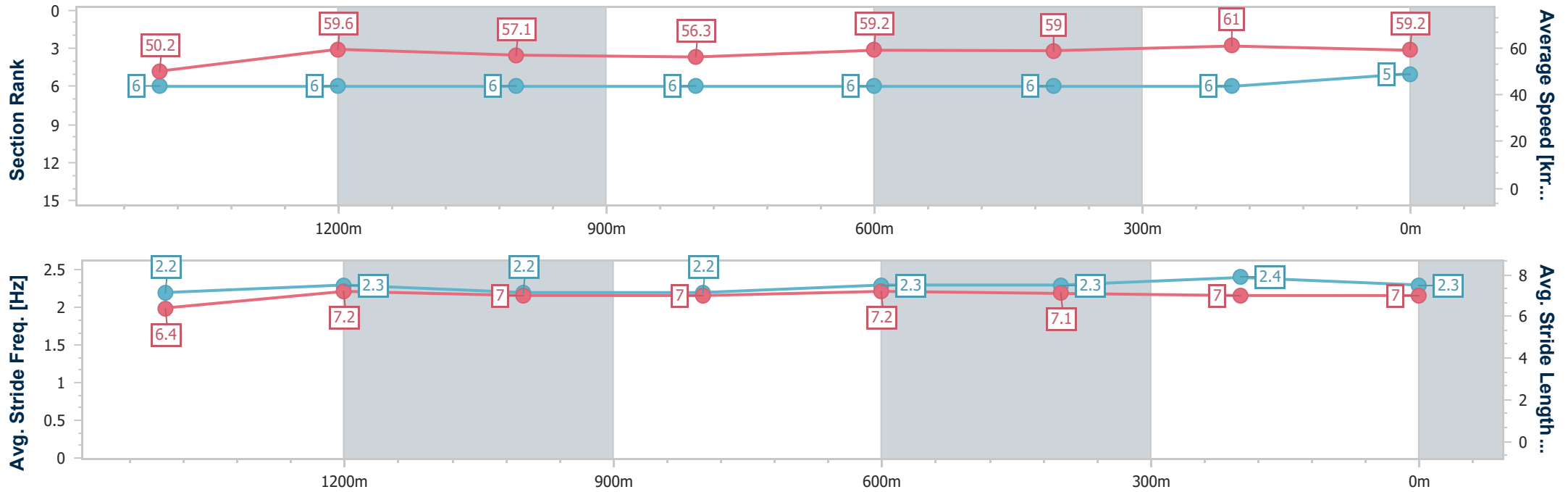
Toowoomba QLD Professional  
Race 5: QUEENSLAND ELECTRICAL SOLUTION Maiden Plate - 1625m



13 May 2023 - 18:50

Track Rating: Good 4, Weather: Fine, Rail Position: +4m Entire

Section	Overall	1400m	1200m	1000m	800m	600m	400m	200m					
Section Times	1:41.70 [5] (0:16.05)	1:25.65 [6] (0:12.01)	1:13.64 [6] (0:12.62)	1:01.02 [6] (0:12.81)	0:48.21 [6] (0:12.21)	0:36.00 [6] (0:12.14)	0:23.86 [6] (0:11.72)	0:12.14 [6] (0:12.14)					
Average Speed [km/h]	50.2	59.6	57.1	56.3	59.2	59.0	61.0	59.2					
Top Speed [km/h]	64.0	63.7	58.4	57.3	61.7	61.6	62.2	60.8					
Avg. Dist. to Rail [m]	2.4	1.0	0.3	0.8	0.9	1.0	1.9	1.3					
Avg. Stride Freq. [Hz]	2.2	2.3	2.2	2.2	2.3	2.3	2.4	2.3					
Avg. Stride Length [m]	6.4	7.2	7.0	7.0	7.2	7.1	7.0	7.0					



- [ ] Ranking at each section and finish
- .-.- No data available at this section
- NA No data available



Horse/Jockey Name	Mac Monty
Final Rank	6
Fastest Section Time (Section)	0:11.86 (600m)
Top Speed [km/h] (Section)	66.6 (Overall)
Race State	Finished



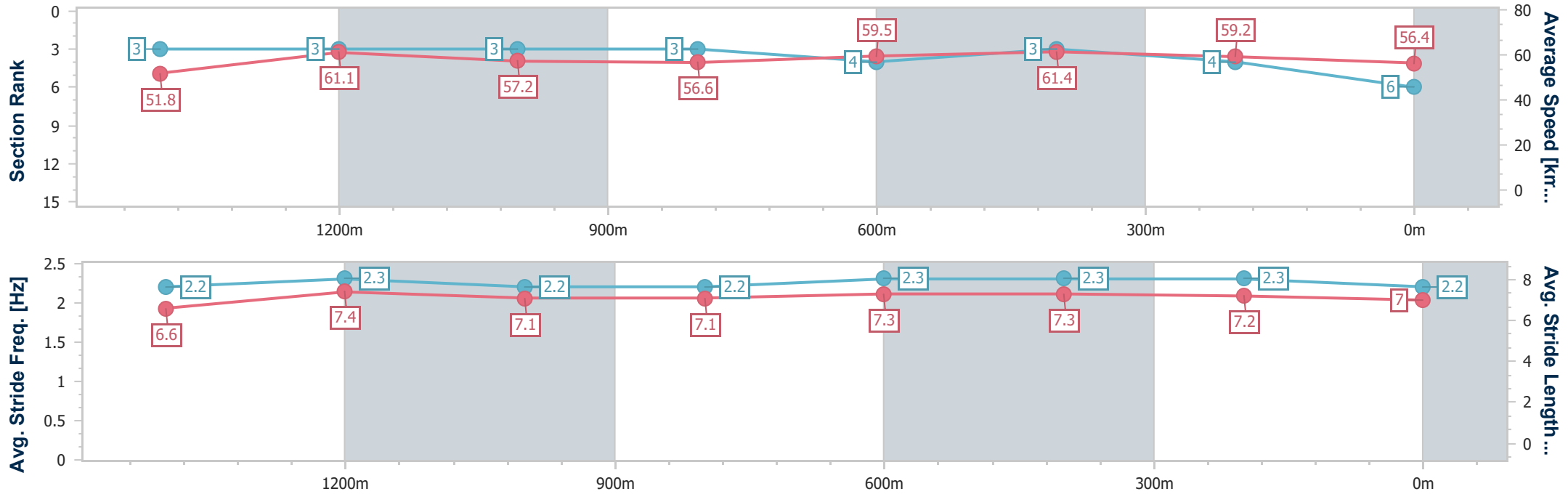
Toowoomba QLD Professional  
Race 5: QUEENSLAND ELECTRICAL SOLUTION Maiden Plate - 1625m



13 May 2023 - 18:50

Track Rating: Good 4, Weather: Fine, Rail Position: +4m Entire

Section	Overall	1400m	1200m	1000m	800m	600m	400m	200m					
Section Times	1:42.18 [6] (0:15.75)	1:26.43 [3] (0:11.92)	1:14.51 [3] (0:12.63)	1:01.88 [3] (0:12.83)	0:49.05 [3] (0:12.21)	0:36.84 [4] (0:11.86)	0:24.98 [3] (0:12.22)	0:12.76 [4] (0:12.76)					
Average Speed [km/h]	51.8	61.1	57.2	56.6	59.5	61.4	59.2	56.4					
Top Speed [km/h]	66.6	65.1	59.7	58.1	61.8	62.7	59.9	58.0					
Avg. Dist. to Rail [m]	5.2	2.3	2.0	2.2	3.0	2.2	1.7	2.9					
Avg. Stride Freq. [Hz]	2.2	2.3	2.2	2.2	2.3	2.3	2.3	2.2					
Avg. Stride Length [m]	6.6	7.4	7.1	7.1	7.3	7.3	7.2	7.0					



- [ ] Ranking at each section and finish
- .-.- No data available at this section
- NA No data available





Horse/Jockey Name	Burn The Boats
Final Rank	7
Fastest Section Time (Section)	0:11.92 (1400m)
Top Speed [km/h] (Section)	64.1 (Overall)
Race State	Finished



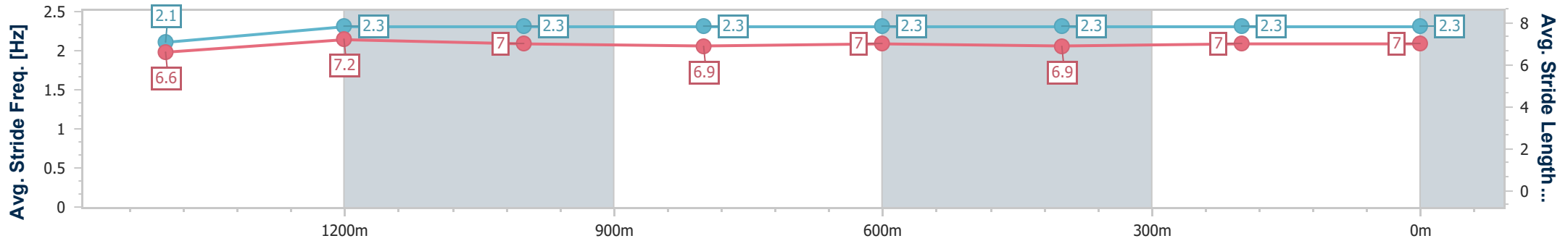
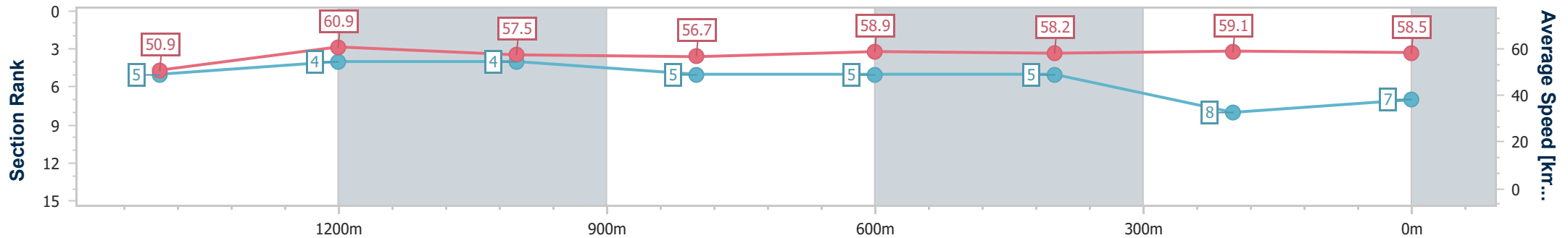
Toowoomba QLD Professional  
Race 5: QUEENSLAND ELECTRICAL SOLUTION Maiden Plate - 1625m



13 May 2023 - 18:50

Track Rating: Good 4, Weather: Fine, Rail Position: +4m Entire

Section	Overall	1400m	1200m	1000m	800m	600m	400m	200m					
Section Times	1:42.27 [7] (0:15.90)	1:26.37 [5] (0:11.92)	1:14.45 [4] (0:12.55)	1:01.90 [4] (0:12.78)	0:49.12 [5] (0:12.32)	0:36.80 [5] (0:12.36)	0:24.44 [5] (0:12.15)	0:12.29 [8] (0:12.29)					
Average Speed [km/h]	50.9	60.9	57.5	56.7	58.9	58.2	59.1	58.5					
Top Speed [km/h]	64.1	64.0	59.8	57.8	61.2	60.5	60.4	59.8					
Avg. Dist. to Rail [m]	1.4	1.7	3.4	1.9	2.0	0.8	0.4	0.5					
Avg. Stride Freq. [Hz]	2.1	2.3	2.3	2.3	2.3	2.3	2.3	2.3					
Avg. Stride Length [m]	6.6	7.2	7.0	6.9	7.0	6.9	7.0	7.0					



- [ ] Ranking at each section and finish
- .-.- No data available at this section
- NA No data available



Horse/Jockey Name	Vain Luke
Final Rank	8
Fastest Section Time (Section)	0:11.75 (1400m)
Top Speed [km/h] (Section)	63.8 (Overall)
Race State	Finished



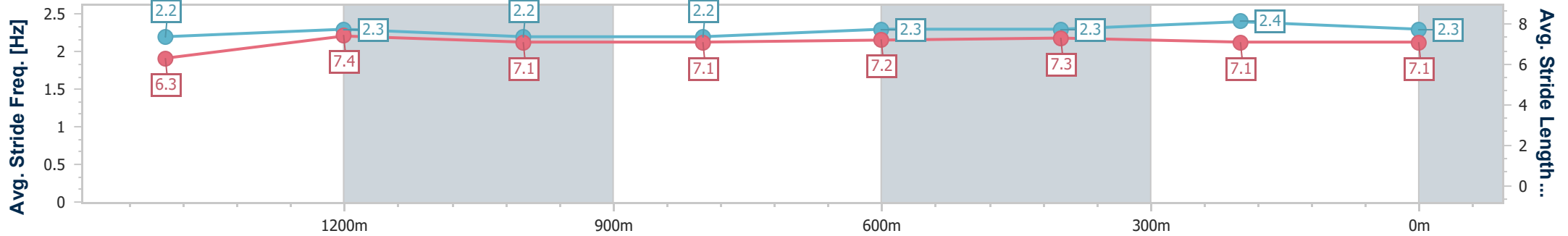
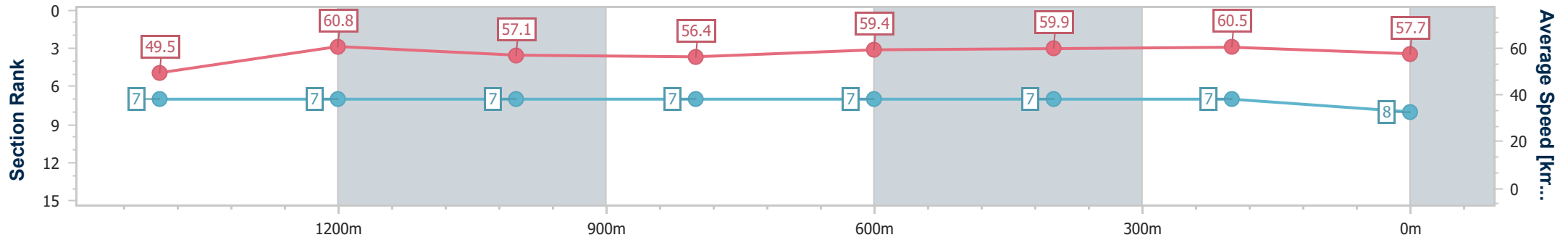
Toowoomba QLD Professional  
Race 5: QUEENSLAND ELECTRICAL SOLUTION Maiden Plate - 1625m



13 May 2023 - 18:50

Track Rating: Good 4, Weather: Fine, Rail Position: +4m Entire

Section	Overall	1400m	1200m	1000m	800m	600m	400m	200m					
Section Times	1:42.41 [8] (0:16.42)	1:25.99 [7] (0:11.75)	1:14.24 [7] (0:12.61)	1:01.63 [7] (0:12.84)	0:48.79 [7] (0:12.22)	0:36.57 [7] (0:12.11)	0:24.46 [7] (0:11.99)	0:12.47 [7] (0:12.47)					
Average Speed [km/h]	49.5	60.8	57.1	56.4	59.4	59.9	60.5	57.7					
Top Speed [km/h]	63.8	62.9	57.8	57.3	61.8	62.8	61.7	60.9					
Avg. Dist. to Rail [m]	3.7	1.4	0.6	1.3	2.3	1.4	2.5	2.4					
Avg. Stride Freq. [Hz]	2.2	2.3	2.2	2.2	2.3	2.3	2.4	2.3					
Avg. Stride Length [m]	6.3	7.4	7.1	7.1	7.2	7.3	7.1	7.1					



- [ ] Ranking at each section and finish
- .-.- No data available at this section
- NA No data available