



# Sunshine Coast QLD Professional

## Race 6: TAB SACRED ELIXIR QTIS Two-Year-Old Handicap - 1400m

14 May 2023 - 14:11



Track Rating: Heavy 8, Weather: Showers, Rail Position: +4m

Section												Last 600m	
Field Times												0:36.51	
				Overall	1200m	1000m	800m	600m	400m				
				1:26.63 (0:13.68)	1:12.95 (0:11.30)	1:01.65 (0:12.15)	0:49.50 (0:12.99)	0:36.51 (0:12.56)	0:23.95 (0:11.74)				
Rank	TAB	Horse/Jockey	Barrier	Top Speed [km/h]	Fastest Section							Distance Travelled [m]	
1	3	<b>HYDE PARK</b> Ryan Maloney	5	64.3	0:11.61	1:26.63 [1] (0:13.79)	1:12.84 [3] (0:11.65)	1:01.19 [4] (0:12.07)	0:49.12 [4] (0:12.95)	0:36.17 [4] (0:12.37)	0:23.80 [4] (0:11.61)	0:36.17	
2	2	<b>PURVEYOR</b> Damien Thornton	9	64.2	0:11.41	1:26.80 [2] (0:14.21)	1:12.59 [8] (0:11.60)	1:00.99 [9] (0:12.02)	0:48.97 [7] (0:12.79)	0:36.18 [6] (0:12.39)	0:23.79 [7] (0:11.41)	0:36.18	+2
3	1	<b>RINGER'S REWARD</b> Madeleine Wishart	7	64.0	0:11.61	1:27.42 [3] (0:14.03)	1:13.39 [6] (0:11.61)	1:01.78 [7] (0:12.16)	0:49.62 [6] (0:12.96)	0:36.66 [7] (0:12.48)	0:24.18 [8] (0:11.77)	0:36.66	-2
4	6	<b>ENCODER</b> Jake Bayliss	4	65.9	0:11.29	1:27.51 [4] (0:13.74)	1:13.77 [2] (0:11.29)	1:02.48 [2] (0:12.18)	0:50.30 [2] (0:13.02)	0:37.28 [2] (0:12.45)	0:24.83 [1] (0:11.99)	0:37.28	-1
5	7	<b>MISSILE AWAY</b> Nikita Beriman	3	64.7	0:11.47	1:27.52 [5] (0:14.03)	1:13.49 [5] (0:11.47)	1:02.02 [5] (0:12.37)	0:49.65 [8] (0:13.03)	0:36.62 [9] (0:12.11)	0:24.51 [6] (0:11.81)	0:36.62	-3
6	4	<b>FREEMAN</b> Samantha Collett	1	67.0	0:11.30	1:27.61 [6] (0:13.68)	1:13.93 [1] (0:11.30)	1:02.63 [1] (0:12.15)	0:50.48 [1] (0:12.99)	0:37.49 [1] (0:12.58)	0:24.91 [3] (0:12.00)	0:37.49	-4
7	8	<b>CRIMSON BEAUTY</b> Kyle Wilson-Taylor	6	67.1	0:11.18	1:27.97 [7] (0:14.35)	1:13.62 [9] (0:11.18)	1:02.44 [6] (0:12.21)	0:50.23 [5] (0:12.85)	0:37.38 [5] (0:12.39)	0:24.99 [5] (0:11.96)	0:37.38	-8
8	5	<b>SHE MINE</b> Sean Cormack	2	65.0	0:11.35	1:28.16 [8] (0:13.81)	1:14.35 [4] (0:11.35)	1:03.00 [3] (0:12.23)	0:50.77 [3] (0:13.00)	0:37.77 [3] (0:12.40)	0:25.37 [2] (0:12.10)	0:37.77	-4
9	9	<b>MAGIC OF MILLO</b> Luke Tarrant	8	63.2	0:11.58	1:29.21 [9] (0:14.19)	1:15.02 [7] (0:11.58)	1:03.44 [8] (0:12.35)	0:51.09 [9] (0:12.74)	0:38.35 [8] (0:12.65)	0:25.70 [9] (0:12.16)	0:38.35	+2

[ ] Ranking at each section and finish  
 -:-:- No data available at this section  
 NA No data available

SCN Saddle cloth number  
 DNF Did not finish  
 DNT Did not track



# Sunshine Coast QLD Professional

## Race 6: TAB SACRED ELIXIR QTIS Two-Year-Old Handicap - 1400m

14 May 2023 - 14:11



Track Rating: Heavy 8, Weather: Showers, Rail Position: +4m

Section				200m				Last 600m	
Field Times				0:12.21 (0:12.21)				0:36.51	
Rank	TAB	Horse/Jockey	Barrier	Top Speed [km/h]	Fastest Section	Margin			Distance Travelled [m]
1	3	<b>HYDE PARK</b> Ryan Maloney	5	64.3 Overall	0:11.61 400m	0:12.19 [1] (0:12.19)	1:26.63		0:36.17
2	2	<b>PURVEYOR</b> Damien Thornton	9	64.2 400m	0:11.41 400m	0:12.38 [2] (0:12.38)	1L		0:36.18 +2
3	1	<b>RINGER'S REWARD</b> Madeleine Wishart	7	64.0 1200m	0:11.61 1200m	0:12.41 [8] (0:12.41)	4.5L		0:36.66 -2
4	6	<b>ENCODER</b> Jake Bayliss	4	65.9 Overall	0:11.29 1200m	0:12.84 [3] (0:12.84)	4.9L		0:37.28 -1
5	7	<b>MISSILE AWAY</b> Nikita Beriman	3	64.7 Overall	0:11.47 1200m	0:12.70 [5] (0:12.70)	5L		0:36.62 -3
6	4	<b>FREEMAN</b> Samantha Collett	1	67.0 Overall	0:11.30 1200m	0:12.91 [4] (0:12.91)	5.4L		0:37.49 -4
7	8	<b>CRIMSON BEAUTY</b> Kyle Wilson-Taylor	6	67.1 1200m	0:11.18 1200m	0:13.03 [7] (0:13.03)	7.4L		0:37.38 -8
8	5	<b>SHE MINE</b> Sean Cormack	2	65.0 Overall	0:11.35 1200m	0:13.27 [6] (0:13.27)	8.4L		0:37.77 -4
9	9	<b>MAGIC OF MILLO</b> Luke Tarrant	8	63.2 Overall	0:11.58 1200m	0:13.54 [9] (0:13.54)	14.4L		0:38.35 +2

[ ] Ranking at each section and finish  
 -:-:- No data available at this section  
 NA No data available

SCN Saddle cloth number  
 DNF Did not finish  
 DNT Did not track



Horse/Jockey Name	Hyde Park
Final Rank	1
Fastest Section Time (Section)	0:11.61 (400m)
Top Speed [km/h] (Section)	64.3 (Overall)
Race State	Finished



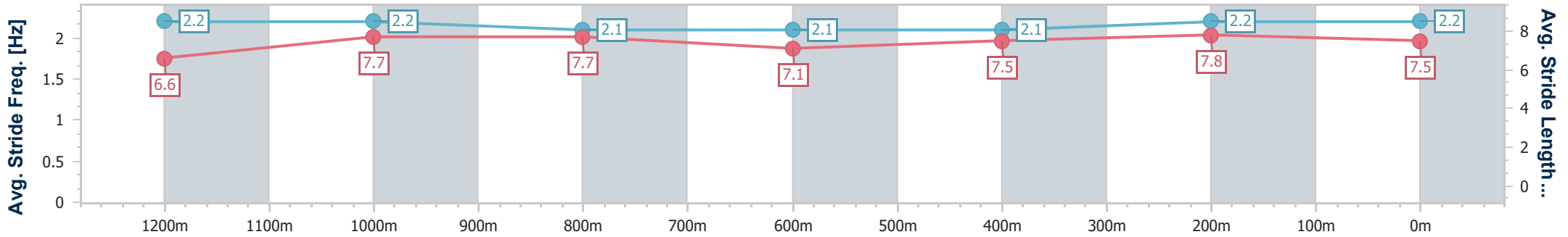
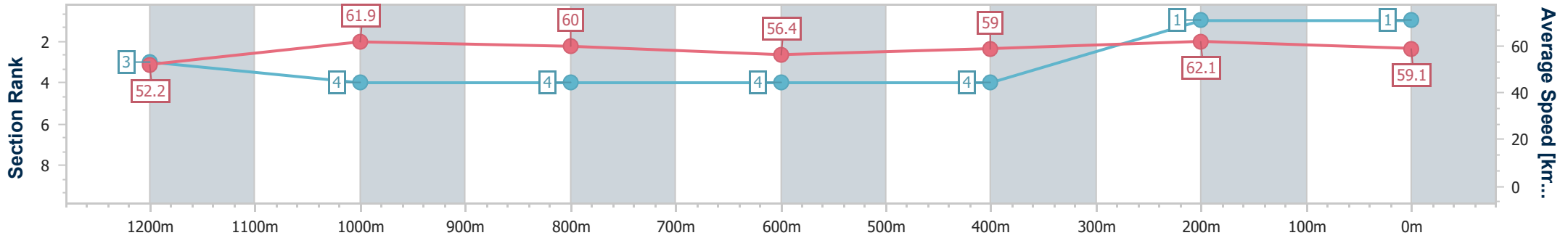
Sunshine Coast QLD Professional  
Race 6: TAB SACRED ELIXIR QTIS Two-Year-Old Handicap - 1400m



14 May 2023 - 14:11

Track Rating: Heavy 8, Weather: Showers, Rail Position: +4m

Section	Overall	1200m	1000m	800m	600m	400m	200m
Section Times	1:26.63 [1] (0:13.79)	1:12.84 [3] (0:11.65)	1:01.19 [4] (0:12.07)	0:49.12 [4] (0:12.95)	0:36.17 [4] (0:12.37)	0:23.80 [4] (0:11.61)	0:12.19 [1] (0:12.19)
Average Speed [km/h]	52.2	61.9	60.0	56.4	59.0	62.1	59.1
Top Speed [km/h]	64.3	63.7	61.5	57.1	61.6	63.8	61.5
Avg. Dist. to Rail [m]	6.6	3.8	2.7	2.4	2.3	5.0	6.6
Avg. Stride Freq. [Hz]	2.2	2.2	2.1	2.1	2.1	2.2	2.2
Avg. Stride Length [m]	6.6	7.7	7.7	7.1	7.5	7.8	7.5



- [ ] Ranking at each section and finish
- .-.- No data available at this section
- NA No data available



Horse/Jockey Name	Purveyor
Final Rank	2
Fastest Section Time (Section)	0:11.41 (400m)
Top Speed [km/h] (Section)	64.2 (400m)
Race State	Finished



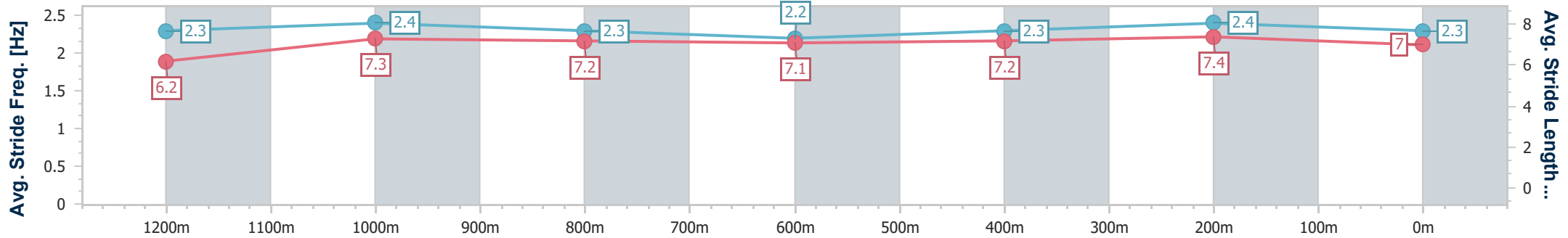
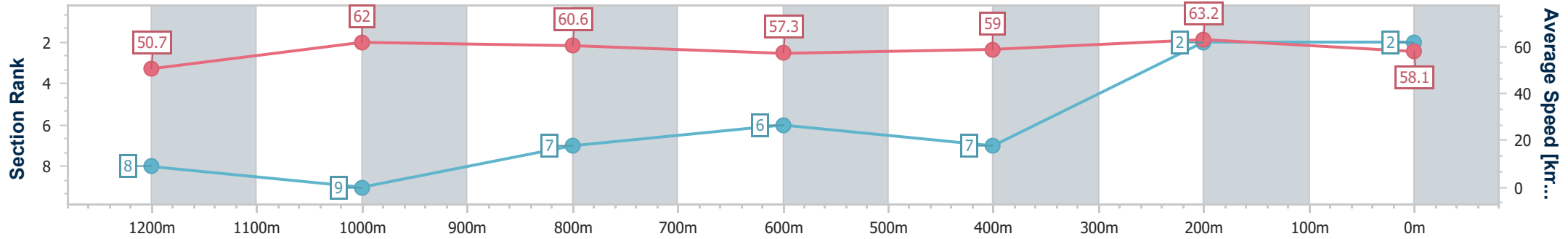
Sunshine Coast QLD Professional  
Race 6: TAB SACRED ELIXIR QTIS Two-Year-Old Handicap - 1400m



14 May 2023 - 14:11

Track Rating: Heavy 8, Weather: Showers, Rail Position: +4m

Section	Overall	1200m	1000m	800m	600m	400m	200m
Section Times	1:26.80 [2] (0:14.21)	1:12.59 [8] (0:11.60)	1:00.99 [9] (0:12.02)	0:48.97 [7] (0:12.79)	0:36.18 [6] (0:12.39)	0:23.79 [7] (0:11.41)	0:12.38 [2] (0:12.38)
Average Speed [km/h]	50.7	62.0	60.6	57.3	59.0	63.2	58.1
Top Speed [km/h]	63.6	63.7	61.6	59.9	61.3	64.2	61.5
Avg. Dist. to Rail [m]	11.2	5.9	4.3	3.1	2.6	5.7	7.8
Avg. Stride Freq. [Hz]	2.3	2.4	2.3	2.2	2.3	2.4	2.3
Avg. Stride Length [m]	6.2	7.3	7.2	7.1	7.2	7.4	7.0



- [ ] Ranking at each section and finish
- .-.- No data available at this section
- NA No data available



Horse/Jockey Name	Ringer's Reward
Final Rank	3
Fastest Section Time (Section)	0:11.61 (1200m)
Top Speed [km/h] (Section)	64.0 (1200m)
Race State	Finished



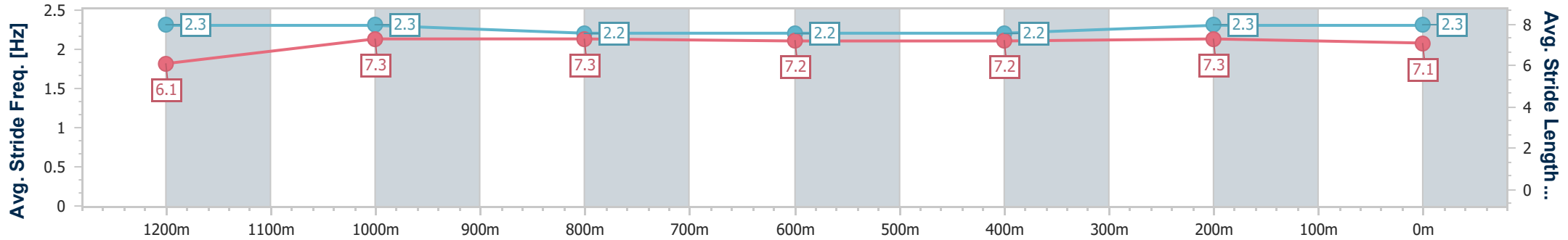
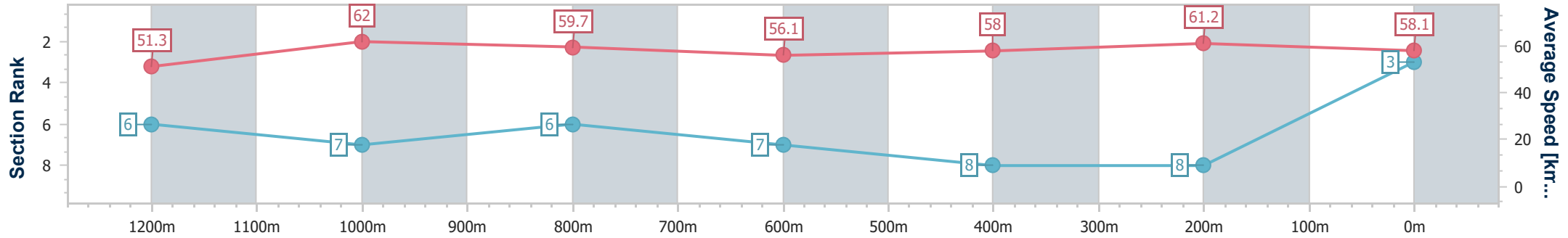
Sunshine Coast QLD Professional  
Race 6: TAB SACRED ELIXIR QTIS Two-Year-Old Handicap - 1400m



14 May 2023 - 14:11

Track Rating: Heavy 8, Weather: Showers, Rail Position: +4m

Section	Overall	1200m	1000m	800m	600m	400m	200m
Section Times	1:27.42 [3] (0:14.03)	1:13.39 [6] (0:11.61)	1:01.78 [7] (0:12.16)	0:49.62 [6] (0:12.96)	0:36.66 [7] (0:12.48)	0:24.18 [8] (0:11.77)	0:12.41 [8] (0:12.41)
Average Speed [km/h]	51.3	62.0	59.7	56.1	58.0	61.2	58.1
Top Speed [km/h]	64.0	64.0	61.0	58.0	61.1	61.8	60.8
Avg. Dist. to Rail [m]	7.8	4.2	3.5	1.7	1.0	4.9	7.7
Avg. Stride Freq. [Hz]	2.3	2.3	2.2	2.2	2.2	2.3	2.3
Avg. Stride Length [m]	6.1	7.3	7.3	7.2	7.2	7.3	7.1



- [ ] Ranking at each section and finish
- .-.- No data available at this section
- NA No data available



Horse/Jockey Name	Encoder
Final Rank	4
Fastest Section Time (Section)	0:11.29 (1200m)
Top Speed [km/h] (Section)	65.9 (Overall)
Race State	Finished



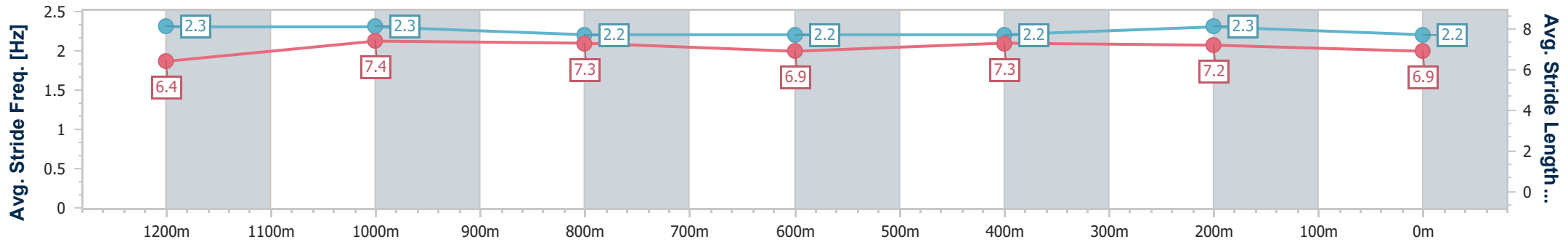
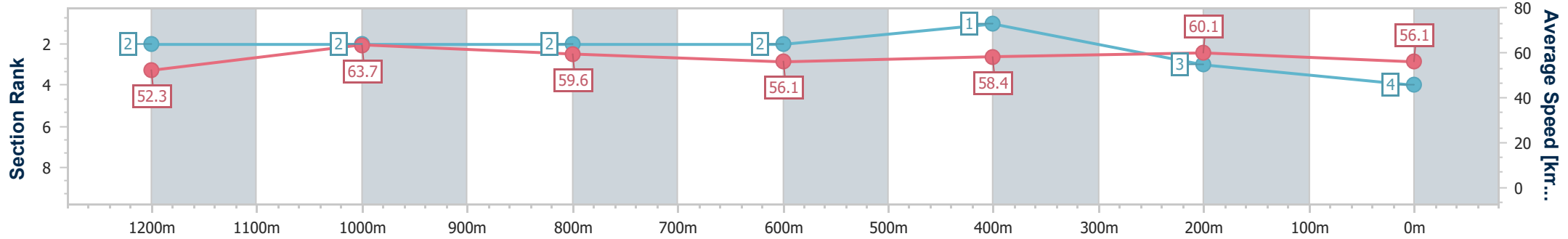
Sunshine Coast QLD Professional  
Race 6: TAB SACRED ELIXIR QTIS Two-Year-Old Handicap - 1400m



14 May 2023 - 14:11

Track Rating: Heavy 8, Weather: Showers, Rail Position: +4m

Section	Overall	1200m	1000m	800m	600m	400m	200m
Section Times	1:27.51 [4] (0:13.74)	1:13.77 [2] (0:11.29)	1:02.48 [2] (0:12.18)	0:50.30 [2] (0:13.02)	0:37.28 [2] (0:12.45)	0:24.83 [1] (0:11.99)	0:12.84 [3] (0:12.84)
Average Speed [km/h]	52.3	63.7	59.6	56.1	58.4	60.1	56.1
Top Speed [km/h]	65.9	65.4	63.9	57.4	60.3	61.3	57.9
Avg. Dist. to Rail [m]	5.4	4.0	3.4	2.3	1.8	3.5	6.2
Avg. Stride Freq. [Hz]	2.3	2.3	2.2	2.2	2.2	2.3	2.2
Avg. Stride Length [m]	6.4	7.4	7.3	6.9	7.3	7.2	6.9



- [ ] Ranking at each section and finish
- .-.- No data available at this section
- NA No data available



Horse/Jockey Name	Missile Away
Final Rank	5
Fastest Section Time (Section)	0:11.47 (1200m)
Top Speed [km/h] (Section)	64.7 (Overall)
Race State	Finished



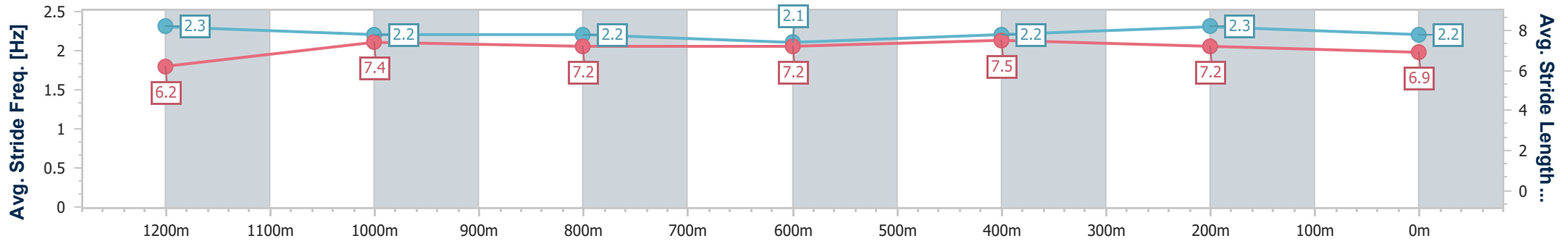
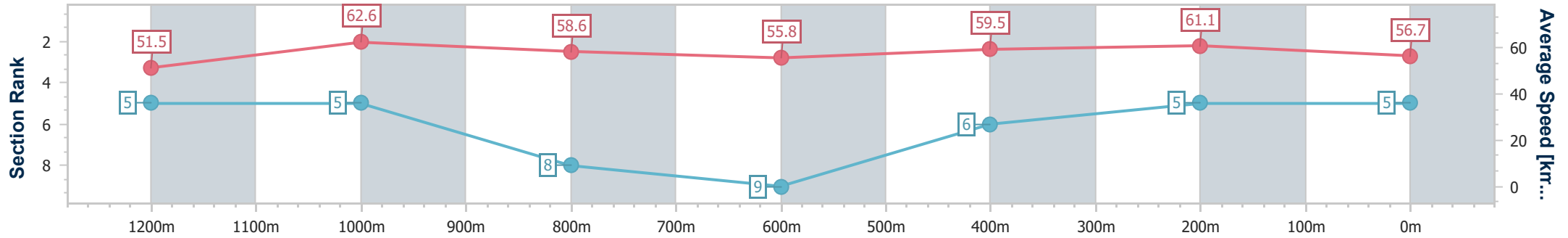
Sunshine Coast QLD Professional  
Race 6: TAB SACRED ELIXIR QTIS Two-Year-Old Handicap - 1400m



14 May 2023 - 14:11

Track Rating: Heavy 8, Weather: Showers, Rail Position: +4m

Section	Overall	1200m	1000m	800m	600m	400m	200m
Section Times	1:27.52 [5] (0:14.03)	1:13.49 [5] (0:11.47)	1:02.02 [5] (0:12.37)	0:49.65 [8] (0:13.03)	0:36.62 [9] (0:12.11)	0:24.51 [6] (0:11.81)	0:12.70 [5] (0:12.70)
Average Speed [km/h]	51.5	62.6	58.6	55.8	59.5	61.1	56.7
Top Speed [km/h]	64.7	64.0	59.7	56.9	61.9	62.9	59.7
Avg. Dist. to Rail [m]	4.8	3.3	2.6	1.6	0.3	0.8	3.4
Avg. Stride Freq. [Hz]	2.3	2.2	2.2	2.1	2.2	2.3	2.2
Avg. Stride Length [m]	6.2	7.4	7.2	7.2	7.5	7.2	6.9



- [ ] Ranking at each section and finish
- .-.- No data available at this section
- NA No data available



Horse/Jockey Name	Freeman
Final Rank	6
Fastest Section Time (Section)	0:11.30 (1200m)
Top Speed [km/h] (Section)	67.0 (Overall)
Race State	Finished



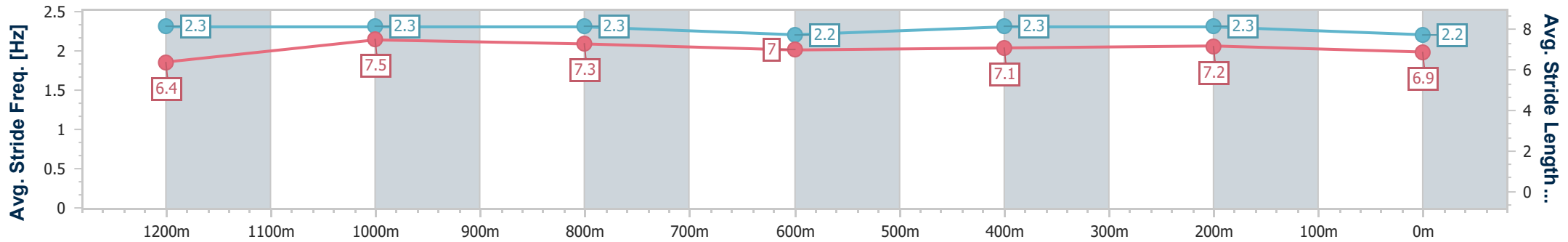
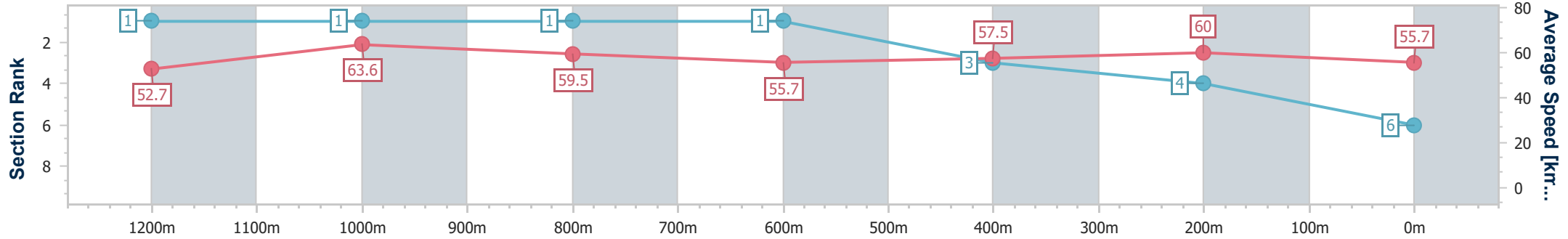
Sunshine Coast QLD Professional  
Race 6: TAB SACRED ELIXIR QTIS Two-Year-Old Handicap - 1400m



14 May 2023 - 14:11

Track Rating: Heavy 8, Weather: Showers, Rail Position: +4m

Section	Overall	1200m	1000m	800m	600m	400m	200m
Section Times	1:27.61 [6] (0:13.68)	1:13.93 [1] (0:11.30)	1:02.63 [1] (0:12.15)	0:50.48 [1] (0:12.99)	0:37.49 [1] (0:12.58)	0:24.91 [3] (0:12.00)	0:12.91 [4] (0:12.91)
Average Speed [km/h]	52.7	63.6	59.5	55.7	57.5	60.0	55.7
Top Speed [km/h]	67.0	66.6	61.4	57.5	59.9	60.9	58.1
Avg. Dist. to Rail [m]	3.3	2.3	1.8	1.0	0.7	2.8	4.9
Avg. Stride Freq. [Hz]	2.3	2.3	2.3	2.2	2.3	2.3	2.2
Avg. Stride Length [m]	6.4	7.5	7.3	7.0	7.1	7.2	6.9



- [ ] Ranking at each section and finish
- .-.- No data available at this section
- NA No data available





Horse/Jockey Name	Crimson Beauty
Final Rank	7
Fastest Section Time (Section)	0:11.18 (1200m)
Top Speed [km/h] (Section)	67.1 (1200m)
Race State	Finished



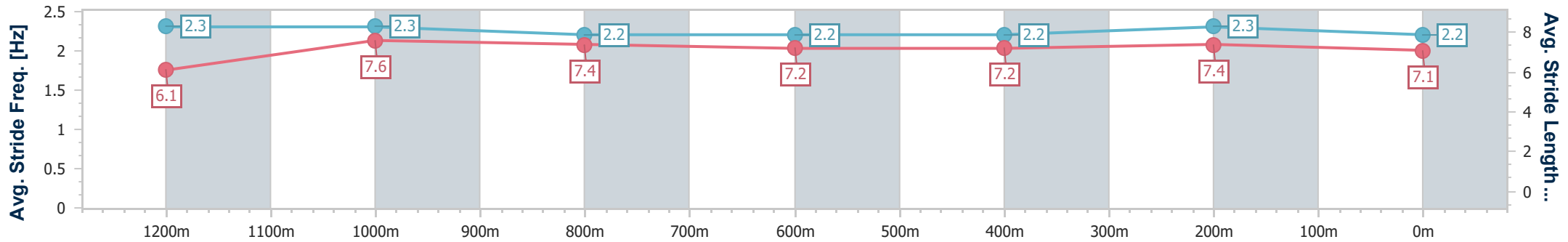
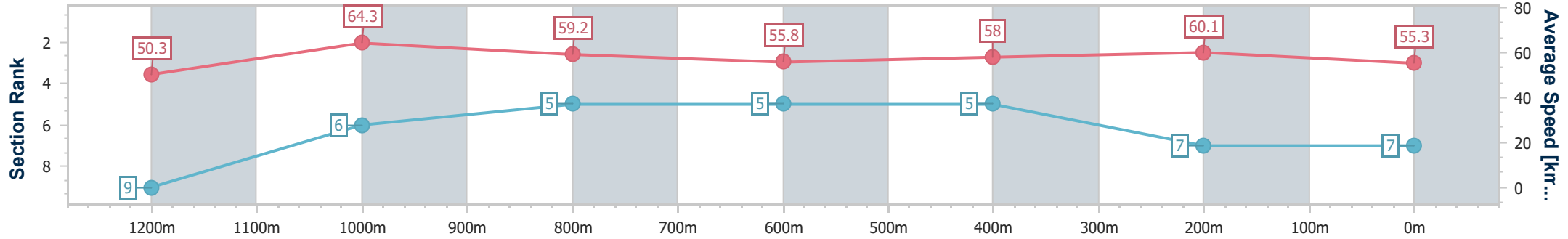
Sunshine Coast QLD Professional  
Race 6: TAB SACRED ELIXIR QTIS Two-Year-Old Handicap - 1400m



14 May 2023 - 14:11

Track Rating: Heavy 8, Weather: Showers, Rail Position: +4m

Section	Overall	1200m	1000m	800m	600m	400m	200m
Section Times	1:27.97 [7] (0:14.35)	1:13.62 [9] (0:11.18)	1:02.44 [6] (0:12.21)	0:50.23 [5] (0:12.85)	0:37.38 [5] (0:12.39)	0:24.99 [5] (0:11.96)	0:13.03 [7] (0:13.03)
Average Speed [km/h]	50.3	64.3	59.2	55.8	58.0	60.1	55.3
Top Speed [km/h]	64.6	67.1	61.2	56.5	59.9	61.1	58.7
Avg. Dist. to Rail [m]	6.2	1.7	1.1	0.7	0.7	3.1	6.2
Avg. Stride Freq. [Hz]	2.3	2.3	2.2	2.2	2.2	2.3	2.2
Avg. Stride Length [m]	6.1	7.6	7.4	7.2	7.2	7.4	7.1



- [ ] Ranking at each section and finish
- .-.- No data available at this section
- NA No data available



Horse/Jockey Name	She Mine
Final Rank	8
Fastest Section Time (Section)	0:11.35 (1200m)
Top Speed [km/h] (Section)	65.0 (Overall)
Race State	Finished



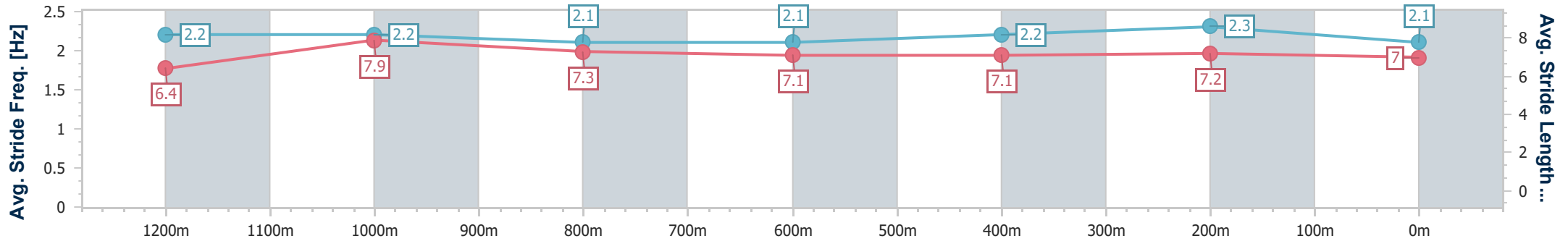
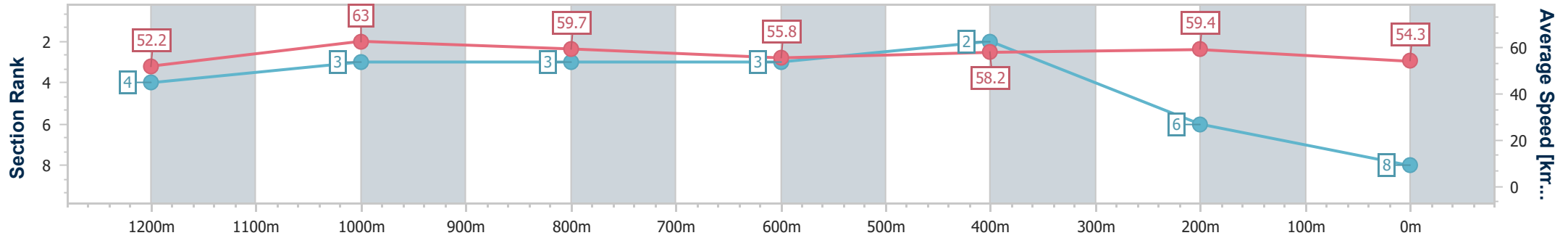
Sunshine Coast QLD Professional  
Race 6: TAB SACRED ELIXIR QTIS Two-Year-Old Handicap - 1400m



14 May 2023 - 14:11

Track Rating: Heavy 8, Weather: Showers, Rail Position: +4m

Section	Overall	1200m	1000m	800m	600m	400m	200m
Section Times	1:28.16 [8] (0:13.81)	1:14.35 [4] (0:11.35)	1:03.00 [3] (0:12.23)	0:50.77 [3] (0:13.00)	0:37.77 [3] (0:12.40)	0:25.37 [2] (0:12.10)	0:13.27 [6] (0:13.27)
Average Speed [km/h]	52.2	63.0	59.7	55.8	58.2	59.4	54.3
Top Speed [km/h]	65.0	64.8	62.7	56.4	60.4	60.8	57.5
Avg. Dist. to Rail [m]	4.2	3.3	2.3	1.3	0.5	1.4	2.4
Avg. Stride Freq. [Hz]	2.2	2.2	2.1	2.1	2.2	2.3	2.1
Avg. Stride Length [m]	6.4	7.9	7.3	7.1	7.1	7.2	7.0



- [ ] Ranking at each section and finish
- .-.- No data available at this section
- NA No data available



Horse/Jockey Name	Magic Of Millo
Final Rank	9
Fastest Section Time (Section)	0:11.58 (1200m)
Top Speed [km/h] (Section)	63.2 (Overall)
Race State	Finished



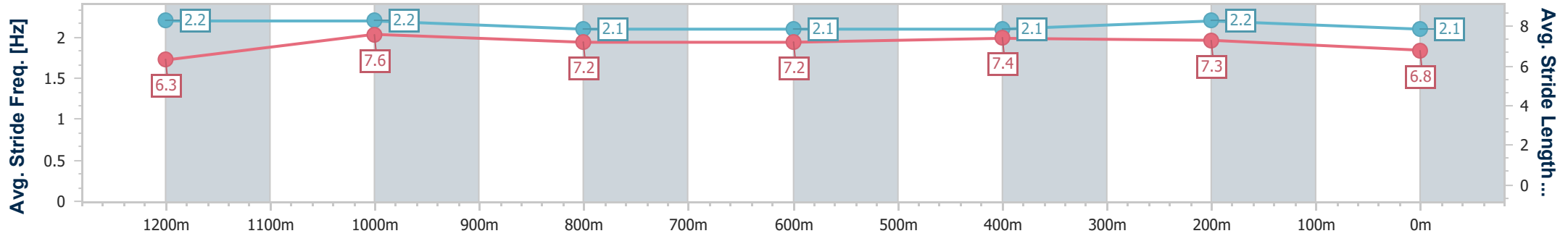
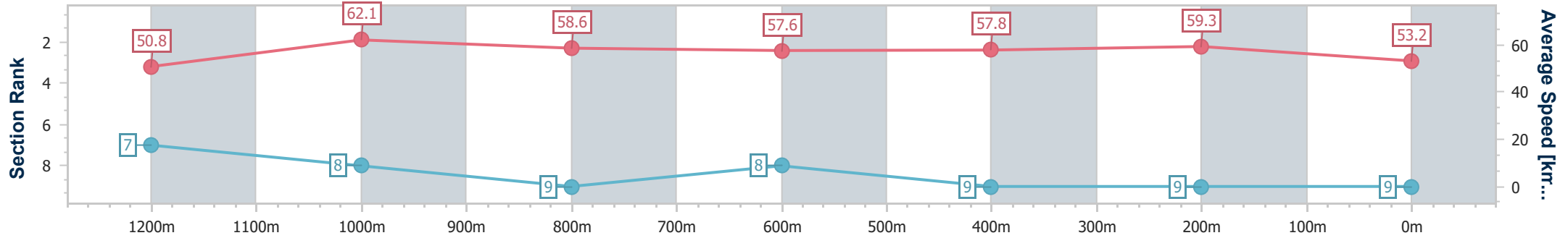
Sunshine Coast QLD Professional  
Race 6: TAB SACRED ELIXIR QTIS Two-Year-Old Handicap - 1400m



14 May 2023 - 14:11

Track Rating: Heavy 8, Weather: Showers, Rail Position: +4m

Section	Overall	1200m	1000m	800m	600m	400m	200m
Section Times	1:29.21 [9] (0:14.19)	1:15.02 [7] (0:11.58)	1:03.44 [8] (0:12.35)	0:51.09 [9] (0:12.74)	0:38.35 [8] (0:12.65)	0:25.70 [9] (0:12.16)	0:13.54 [9] (0:13.54)
Average Speed [km/h]	50.8	62.1	58.6	57.6	57.8	59.3	53.2
Top Speed [km/h]	63.2	62.9	60.4	58.9	60.8	60.9	57.2
Avg. Dist. to Rail [m]	9.4	4.2	2.3	2.9	2.9	4.5	2.2
Avg. Stride Freq. [Hz]	2.2	2.2	2.1	2.1	2.1	2.2	2.1
Avg. Stride Length [m]	6.3	7.6	7.2	7.2	7.4	7.3	6.8



- [ ] Ranking at each section and finish
- .-.- No data available at this section
- NA No data available