



Doomben QLD Professional

Race 1: THE STAR Class 6 Handicap - 1600m

20 May 2023 - 11:43



BRISBANE
RACING CLUB

Track Rating: Soft 6, Weather: Fine, Rail Position: +2m Entire Course

Section		Field Times												
Overall	1400m	1200m	1000m	800m	600m	400m	Last 600m							
1:36.08 (0:14.02)	1:22.06 (0:11.47)	1:10.59 (0:11.93)	0:58.66 (0:12.19)	0:46.47 (0:12.20)	0:34.27 (0:11.54)	0:22.73 (0:10.86)	0:34.27							
Rank	TAB	Horse/Jockey	Barrier	Top Speed [km/h]	Fastest Section								Distance Travelled [m]	
1	5	DRIVE A DEEL Jason Collett	6	67.8 400m	0:10.86 400m	1:36.08 [1] (0:14.02)	1:22.06 [1] (0:11.47)	1:10.59 [1] (0:11.93)	0:58.66 [1] (0:12.19)	0:46.47 [1] (0:12.20)	0:34.27 [1] (0:11.54)	0:22.73 [1] (0:10.86)	0:34.27	
2	3	ARGYLE LANE Michael Murphy	5	67.9 400m	0:10.79 400m	1:36.14 [2] (0:14.67)	1:21.47 [7] (0:11.68)	1:09.79 [6] (0:11.95)	0:57.84 [6] (0:12.16)	0:45.68 [6] (0:12.02)	0:33.66 [7] (0:11.49)	0:22.17 [7] (0:10.79)	0:33.66	+1
3	13	MANBEHINDTHEMONEY Samantha Collett	4	65.9 400m	0:11.18 400m	1:36.37 [3] (0:14.50)	1:21.87 [5] (0:11.55)	1:10.32 [4] (0:12.01)	0:58.31 [4] (0:12.21)	0:46.10 [4] (0:12.00)	0:34.10 [4] (0:11.49)	0:22.61 [5] (0:11.18)	0:34.10	-6
4	2	WAIRERE FALLS Nash Rawiller	8	67.4 400m	0:10.92 400m	1:36.45 [4] (0:14.66)	1:21.79 [6] (0:11.80)	1:09.99 [7] (0:11.85)	0:58.14 [7] (0:12.19)	0:45.95 [7] (0:11.92)	0:34.03 [6] (0:11.34)	0:22.69 [5] (0:10.92)	0:34.03	+6
5	7	NIKAU SPUR Mark Du Plessis	13	67.3 400m	0:10.88 400m	1:36.53 [5] (0:14.91)	1:21.62 [9] (0:11.91)	1:09.71 [9] (0:11.74)	0:57.97 [9] (0:12.23)	0:45.74 [9] (0:11.93)	0:33.81 [10] (0:11.38)	0:22.43 [8] (0:10.88)	0:33.81	+1
6	1	ROUSSEAU James McDonald	10	68.4 400m	0:10.77 400m	1:36.60 [6] (0:15.07)	1:21.53 [10] (0:11.81)	1:09.72 [10] (0:11.82)	0:57.90 [10] (0:12.35)	0:45.55 [11] (0:11.78)	0:33.77 [11] (0:11.39)	0:22.38 [10] (0:10.77)	0:33.77	+2
7	8	OLYMPIC CLASS Anthony Allen	7	64.7 400m	0:11.22 400m	1:36.75 [7] (0:14.14)	1:22.61 [2] (0:11.68)	1:10.93 [3] (0:11.91)	0:59.02 [2] (0:12.13)	0:46.89 [2] (0:12.08)	0:34.81 [2] (0:11.56)	0:23.25 [2] (0:11.22)	0:34.81	+3
8	12	VENDIDIT Damien Thornton	12	67.1 400m	0:10.94 400m	1:36.92 [8] (0:15.15)	1:21.77 [11] (0:11.81)	1:09.96 [11] (0:11.76)	0:58.20 [11] (0:12.16)	0:46.04 [10] (0:11.81)	0:34.23 [8] (0:11.57)	0:22.66 [11] (0:10.94)	0:34.23	+2
9	6	BOLD PEDRO Kyle Wilson-Taylor	1	67.2 400m	0:11.07 400m	1:36.98 [9] (0:14.27)	1:22.71 [3] (0:11.53)	1:11.18 [2] (0:12.01)	0:59.17 [3] (0:12.23)	0:46.94 [3] (0:12.10)	0:34.84 [3] (0:11.50)	0:23.34 [3] (0:11.07)	0:34.84	-3
10	9	SLOW HANDS Taylor Marshall	2	64.6 400m	0:11.28 400m	1:37.10 [10] (0:14.42)	1:22.68 [4] (0:11.70)	1:10.98 [5] (0:11.95)	0:59.03 [5] (0:12.23)	0:46.80 [5] (0:11.98)	0:34.82 [5] (0:11.46)	0:23.36 [4] (0:11.28)	0:34.82	+1

Scratched: Canasta (#4), The Drover (#11)

Report Created: Sat 20 May 2023 12:58 GMT+10 (Note: Timing is based on position data)

Page 1/15

[] Ranking at each section and finish
 -:-:- No data available at this section
 NA No data available

SCN Saddle cloth number
 DNF Did not finish
 DNT Did not track

data processed by TRIPLES DATA



Doomben QLD Professional
Race 1: THE STAR Class 6 Handicap - 1600m
20 May 2023 - 11:43



Track Rating: Soft 6, Weather: Fine, Rail Position: +2m Entire Course

Section	Overall	1400m	1200m	1000m	800m	600m	400m	Last 600m
Field Times	1:36.08 (0:14.02)	1:22.06 (0:11.47)	1:10.59 (0:11.93)	0:58.66 (0:12.19)	0:46.47 (0:12.20)	0:34.27 (0:11.54)	0:22.73 (0:10.86)	0:34.27

Rank	TAB	Horse/Jockey	Barrier	Top Speed [km/h]	Fastest Section	Distance Travelled [m]
11	10	SAUCEY HORSEY Ben Thompson	9	66.3 600m	0:11.10 400m 1:37.43 [11] (0:14.80)	+10

Scratched: Canasta (#4), The Drover (#11)



Doomben QLD Professional
Race 1: THE STAR Class 6 Handicap - 1600m
20 May 2023 - 11:43



Track Rating: Soft 6, Weather: Fine, Rail Position: +2m Entire Course

Section							200m			Last 600m
Field Times							0:11.87			0:34.27
							(0:11.87)			
Rank	TAB	Horse/Jockey	Barrier	Top Speed [km/h]	Fastest Section	Margin			Distance Travelled [m]	
1	5	DRIVE A DEEL Jason Collett	6	67.8 400m	0:10.86 400m	0:11.87 [1] (0:11.87)	1:36.08		0:34.27	
2	3	ARGYLE LANE Michael Murphy	5	67.9 400m	0:10.79 400m	0:11.38 [5] (0:11.38)	0.37L		0:33.66 +1	
3	13	MANBEHINDTHEMONEY Samantha Collett	4	65.9 400m	0:11.18 400m	0:11.43 [6] (0:11.43)	1.7L		0:34.10 -6	
4	2	WAIRERE FALLS Nash Rawiller	8	67.4 400m	0:10.92 400m	0:11.77 [2] (0:11.77)	2.2L		0:34.03 +6	
5	7	NIKAU SPUR Mark Du Plessis	13	67.3 400m	0:10.88 400m	0:11.55 [7] (0:11.55)	2.64L		0:33.81 +1	
6	1	ROUSSEAU James McDonald	10	68.4 400m	0:10.77 400m	0:11.61 [8] (0:11.61)	3.05L		0:33.77 +2	
7	8	OLYMPIC CLASS Anthony Allen	7	64.7 400m	0:11.22 400m	0:12.03 [4] (0:12.03)	3.96L		0:34.81 +3	
8	12	VENDIDIT Damien Thornton	12	67.1 400m	0:10.94 400m	0:11.72 [10] (0:11.72)	4.98L		0:34.23 +2	
9	6	BOLD PEDRO Kyle Wilson-Taylor	1	67.2 400m	0:11.07 400m	0:12.27 [3] (0:12.27)	5.31L		0:34.84 -3	
10	9	SLOW HANDS Taylor Marshall	2	64.6 400m	0:11.28 400m	0:12.08 [9] (0:12.08)	5.99L		0:34.82 +1	

Scratched: Canasta (#4), The Drover (#11)



Doomben QLD Professional
Race 1: THE STAR Class 6 Handicap - 1600m
20 May 2023 - 11:43



Track Rating: Soft 6, Weather: Fine, Rail Position: +2m Entire Course

Section				200m				Last 600m	
Field Times				0:11.87 (0:11.87)				0:34.27	
Rank	TAB Horse/Jockey	Barrier	Top Speed [km/h]	Fastest Section	Margin				Distance Travelled [m]
11	10 SAUCEY HORSEY	9	66.3	0:11.10	0:12.19 [11]	7.95L		0:34.73	+10
	Ben Thompson		600m	400m	(0:12.19)				

Scratched: Canasta (#4), The Drover (#11)



Horse/Jockey Name	Drive A Deel
Final Rank	1
Fastest Section Time (Section)	0:10.86 (400m)
Top Speed [km/h] (Section)	67.8 (400m)
Race State	Finished



Doomben QLD Professional

Race 1: THE STAR Class 6 Handicap - 1600m

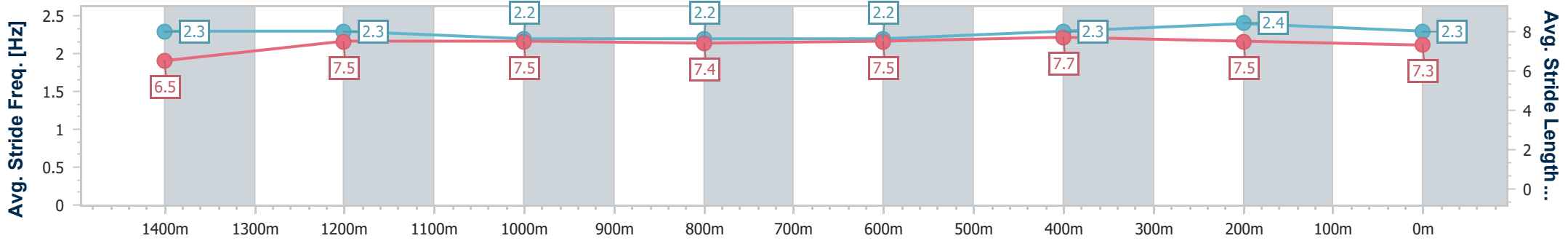
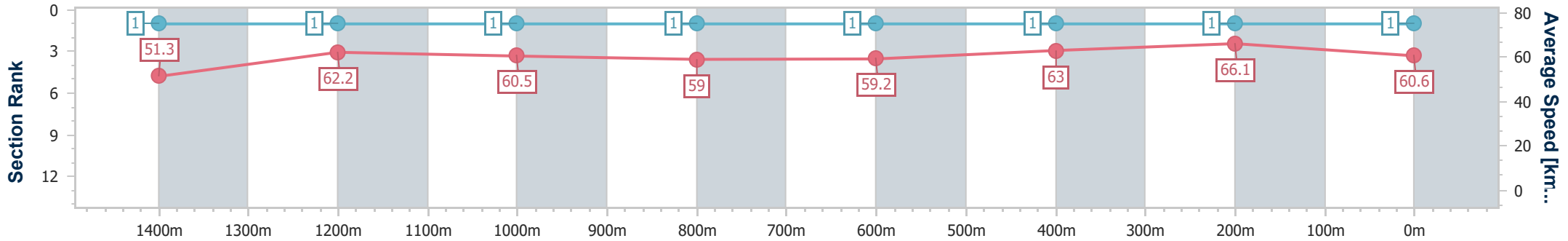
20 May 2023 - 11:43

Track Rating: Soft 6, Weather: Fine, Rail Position: +2m Entire Course



BRISBANE RACING CLUB

Section	Overall	1400m	1200m	1000m	800m	600m	400m	200m
Section Times	1:36.08 [1] (0:14.02)	1:22.06 [1] (0:11.47)	1:10.59 [1] (0:11.93)	0:58.66 [1] (0:12.19)	0:46.47 [1] (0:12.20)	0:34.27 [1] (0:11.54)	0:22.73 [1] (0:10.86)	0:11.87 [1] (0:11.87)
Average Speed [km/h]	51.3	62.2	60.5	59.0	59.2	63.0	66.1	60.6
Top Speed [km/h]	64.3	63.7	61.2	60.6	60.8	65.0	67.8	64.2
Avg. Dist. to Rail [m]	1.3	1.2	0.6	0.2	1.1	1.3	1.1	1.5
Avg. Stride Freq. [Hz]	2.3	2.3	2.2	2.2	2.2	2.3	2.4	2.3
Avg. Stride Length [m]	6.5	7.5	7.5	7.4	7.5	7.7	7.5	7.3



- [] Ranking at each section and finish
- .-.- No data available at this section
- NA No data available



Horse/Jockey Name	Argyle Lane
Final Rank	2
Fastest Section Time (Section)	0:10.79 (400m)
Top Speed [km/h] (Section)	67.9 (400m)
Race State	Finished



Doomben QLD Professional

Race 1: THE STAR Class 6 Handicap - 1600m

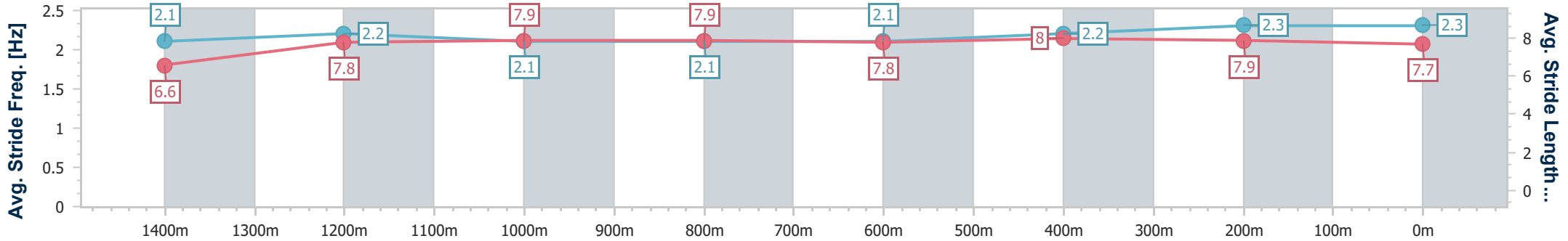
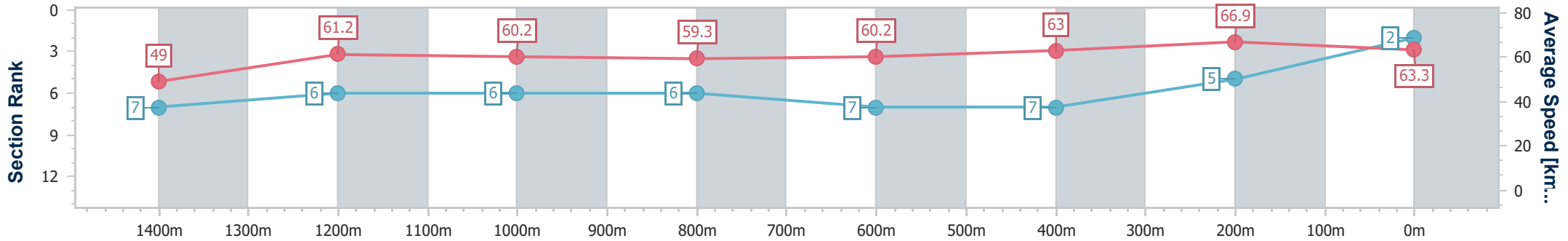
20 May 2023 - 11:43

Track Rating: Soft 6, Weather: Fine, Rail Position: +2m Entire Course



BRISBANE RACING CLUB

Section	Overall	1400m	1200m	1000m	800m	600m	400m	200m
Section Times	1:36.14 [2] (0:14.67)	1:21.47 [7] (0:11.68)	1:09.79 [6] (0:11.95)	0:57.84 [6] (0:12.16)	0:45.68 [6] (0:12.02)	0:33.66 [7] (0:11.49)	0:22.17 [7] (0:10.79)	0:11.38 [5] (0:11.38)
Average Speed [km/h]	49.0	61.2	60.2	59.3	60.2	63.0	66.9	63.3
Top Speed [km/h]	61.8	61.6	61.4	60.3	61.2	65.3	67.9	67.3
Avg. Dist. to Rail [m]	1.1	1.3	0.5	0.3	1.0	0.8	1.6	1.2
Avg. Stride Freq. [Hz]	2.1	2.2	2.1	2.1	2.1	2.2	2.3	2.3
Avg. Stride Length [m]	6.6	7.8	7.9	7.9	7.8	8.0	7.9	7.7



- [] Ranking at each section and finish
- .-.- No data available at this section
- NA No data available



Horse/Jockey Name	Manbehindthemoney
Final Rank	3
Fastest Section Time (Section)	0:11.18 (400m)
Top Speed [km/h] (Section)	65.9 (400m)
Race State	Finished



Doomben QLD Professional

Race 1: THE STAR Class 6 Handicap - 1600m

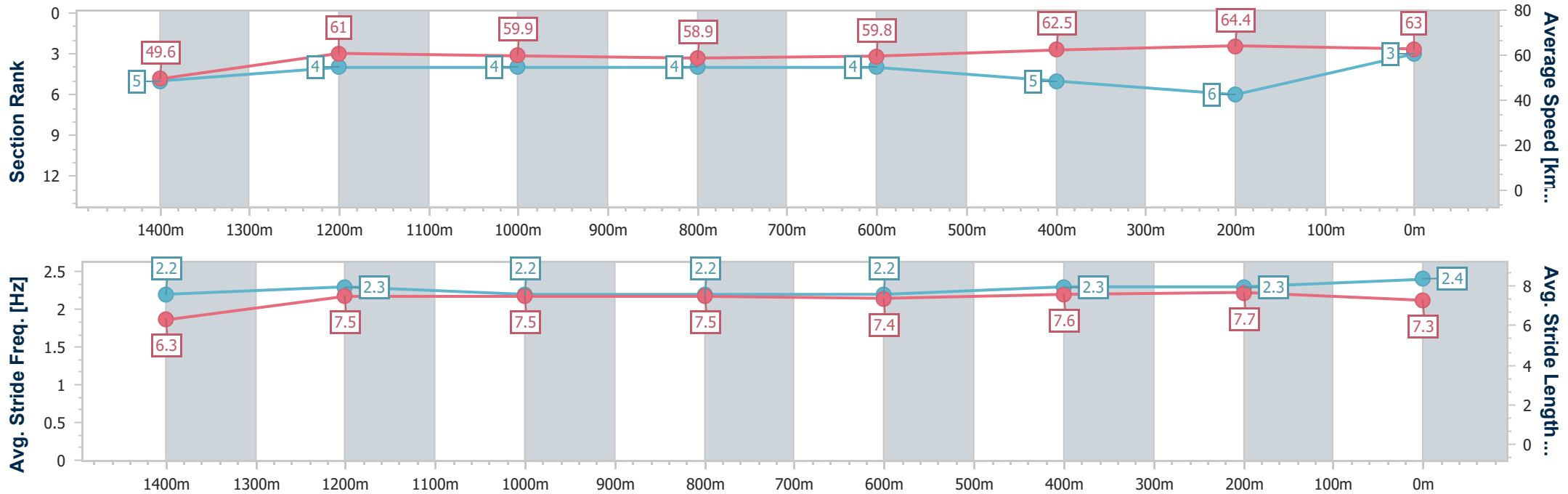
20 May 2023 - 11:43

Track Rating: Soft 6, Weather: Fine, Rail Position: +2m Entire Course



BRISBANE RACING CLUB

Section	Overall	1400m	1200m	1000m	800m	600m	400m	200m
Section Times	1:36.37 [3] (0:14.50)	1:21.87 [5] (0:11.55)	1:10.32 [4] (0:12.01)	0:58.31 [4] (0:12.21)	0:46.10 [4] (0:12.00)	0:34.10 [4] (0:11.49)	0:22.61 [5] (0:11.18)	0:11.43 [6] (0:11.43)
Average Speed [km/h]	49.6	61.0	59.9	58.9	59.8	62.5	64.4	63.0
Top Speed [km/h]	62.7	62.1	61.0	59.8	60.7	63.8	65.9	64.2
Avg. Dist. to Rail [m]	2.0	3.1	1.1	0.4	0.5	0.4	0.6	0.7
Avg. Stride Freq. [Hz]	2.2	2.3	2.2	2.2	2.2	2.3	2.3	2.4
Avg. Stride Length [m]	6.3	7.5	7.5	7.5	7.4	7.6	7.7	7.3



- [] Ranking at each section and finish
- .-.- No data available at this section
- NA No data available



Horse/Jockey Name	Wairere Falls
Final Rank	4
Fastest Section Time (Section)	0:10.92 (400m)
Top Speed [km/h] (Section)	67.4 (400m)
Race State	Finished



Doomben QLD Professional

Race 1: THE STAR Class 6 Handicap - 1600m

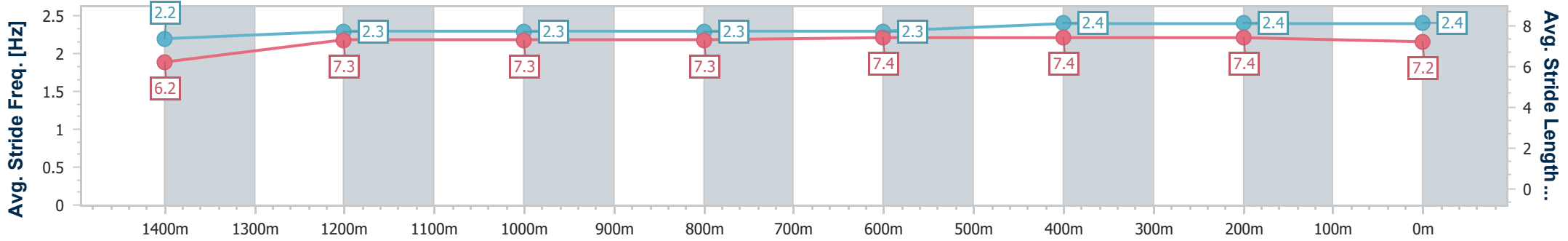
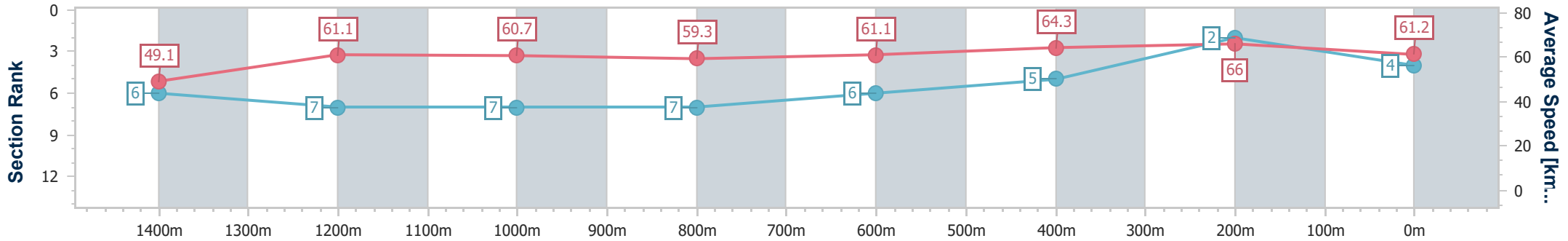
20 May 2023 - 11:43

Track Rating: Soft 6, Weather: Fine, Rail Position: +2m Entire Course



BRISBANE RACING CLUB

Section	Overall	1400m	1200m	1000m	800m	600m	400m	200m
Section Times	1:36.45 [4] (0:14.66)	1:21.79 [6] (0:11.80)	1:09.99 [7] (0:11.85)	0:58.14 [7] (0:12.19)	0:45.95 [7] (0:11.92)	0:34.03 [6] (0:11.34)	0:22.69 [5] (0:10.92)	0:11.77 [2] (0:11.77)
Average Speed [km/h]	49.1	61.1	60.7	59.3	61.1	64.3	66.0	61.2
Top Speed [km/h]	62.6	62.1	62.2	60.2	63.2	67.0	67.4	66.1
Avg. Dist. to Rail [m]	2.4	0.4	1.3	1.7	2.3	2.4	1.0	0.6
Avg. Stride Freq. [Hz]	2.2	2.3	2.3	2.3	2.3	2.4	2.4	2.4
Avg. Stride Length [m]	6.2	7.3	7.3	7.3	7.4	7.4	7.4	7.2



- [] Ranking at each section and finish
- .-.-.- No data available at this section
- NA No data available



Horse/Jockey Name	Nikau Spur
Final Rank	5
Fastest Section Time (Section)	0:10.88 (400m)
Top Speed [km/h] (Section)	67.3 (400m)
Race State	Finished



Doomben QLD Professional

Race 1: THE STAR Class 6 Handicap - 1600m

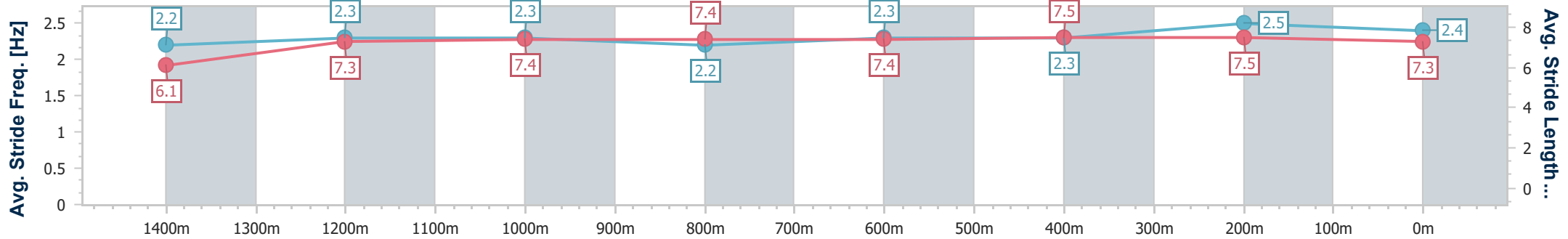
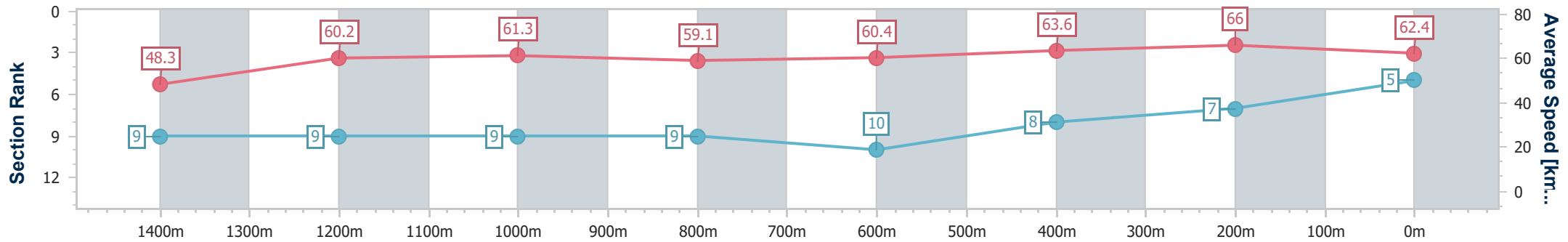
20 May 2023 - 11:43

Track Rating: Soft 6, Weather: Fine, Rail Position: +2m Entire Course



BRISBANE RACING CLUB

Section	Overall	1400m	1200m	1000m	800m	600m	400m	200m
Section Times	1:36.53 [5] (0:14.91)	1:21.62 [9] (0:11.91)	1:09.71 [9] (0:11.74)	0:57.97 [9] (0:12.23)	0:45.74 [9] (0:11.93)	0:33.81 [10] (0:11.38)	0:22.43 [8] (0:10.88)	0:11.55 [7] (0:11.55)
Average Speed [km/h]	48.3	60.2	61.3	59.1	60.4	63.6	66.0	62.4
Top Speed [km/h]	62.1	61.9	62.2	59.7	62.0	66.2	67.3	64.9
Avg. Dist. to Rail [m]	4.5	0.7	0.7	0.8	0.6	1.0	1.8	1.7
Avg. Stride Freq. [Hz]	2.2	2.3	2.3	2.2	2.3	2.3	2.5	2.4
Avg. Stride Length [m]	6.1	7.3	7.4	7.4	7.4	7.5	7.5	7.3



- [] Ranking at each section and finish
- .-.- No data available at this section
- NA No data available



Horse/Jockey Name	Rousseau
Final Rank	6
Fastest Section Time (Section)	0:10.77 (400m)
Top Speed [km/h] (Section)	68.4 (400m)
Race State	Finished



Doomben QLD Professional

Race 1: THE STAR Class 6 Handicap - 1600m

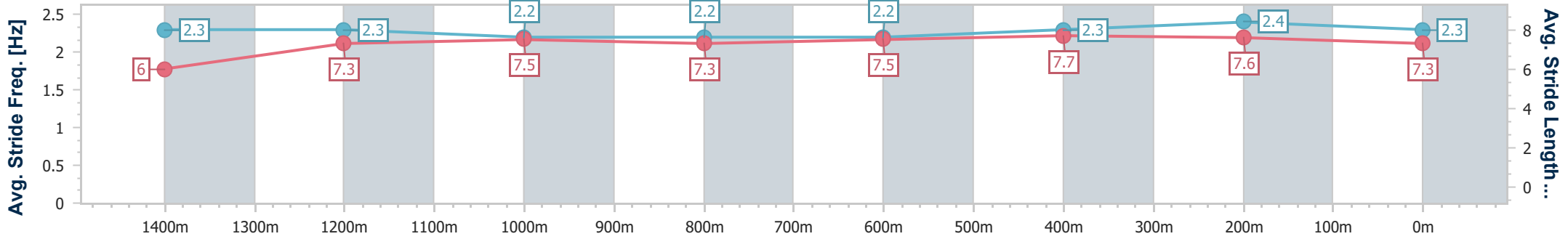
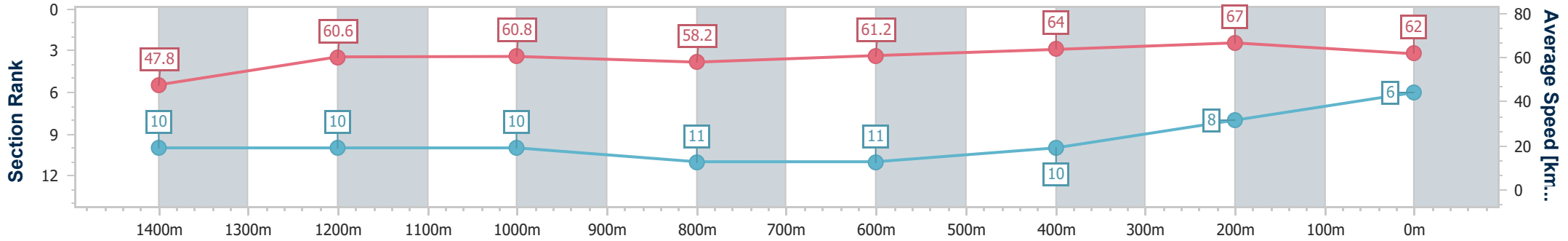
20 May 2023 - 11:43

Track Rating: Soft 6, Weather: Fine, Rail Position: +2m Entire Course



BRISBANE RACING CLUB

Section	Overall	1400m	1200m	1000m	800m	600m	400m	200m
Section Times	1:36.60 [6] (0:15.07)	1:21.53 [10] (0:11.81)	1:09.72 [10] (0:11.82)	0:57.90 [10] (0:12.35)	0:45.55 [11] (0:11.78)	0:33.77 [11] (0:11.39)	0:22.38 [10] (0:10.77)	0:11.61 [8] (0:11.61)
Average Speed [km/h]	47.8	60.6	60.8	58.2	61.2	64.0	67.0	62.0
Top Speed [km/h]	59.6	61.2	61.8	60.0	63.1	67.5	68.4	65.3
Avg. Dist. to Rail [m]	3.4	1.1	0.4	0.2	1.2	2.2	2.4	2.3
Avg. Stride Freq. [Hz]	2.3	2.3	2.2	2.2	2.2	2.3	2.4	2.3
Avg. Stride Length [m]	6.0	7.3	7.5	7.3	7.5	7.7	7.6	7.3



- [] Ranking at each section and finish
- .-.- No data available at this section
- NA No data available



Horse/Jockey Name	Olympic Class
Final Rank	7
Fastest Section Time (Section)	0:11.22 (400m)
Top Speed [km/h] (Section)	64.7 (400m)
Race State	Finished



Doomben QLD Professional

Race 1: THE STAR Class 6 Handicap - 1600m

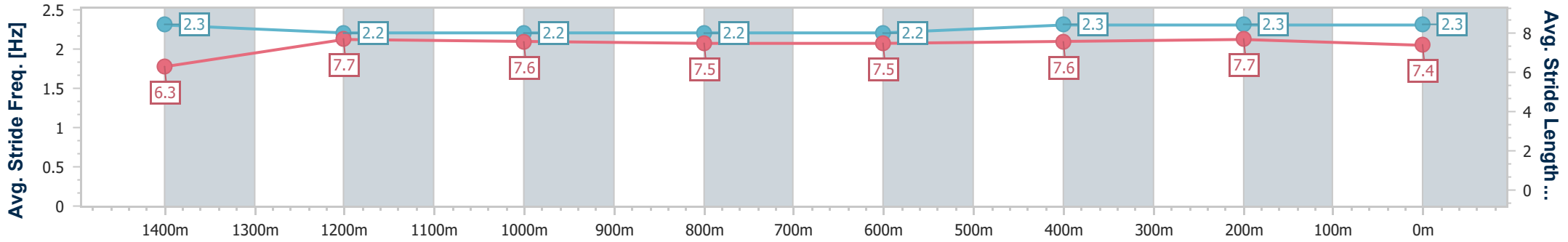
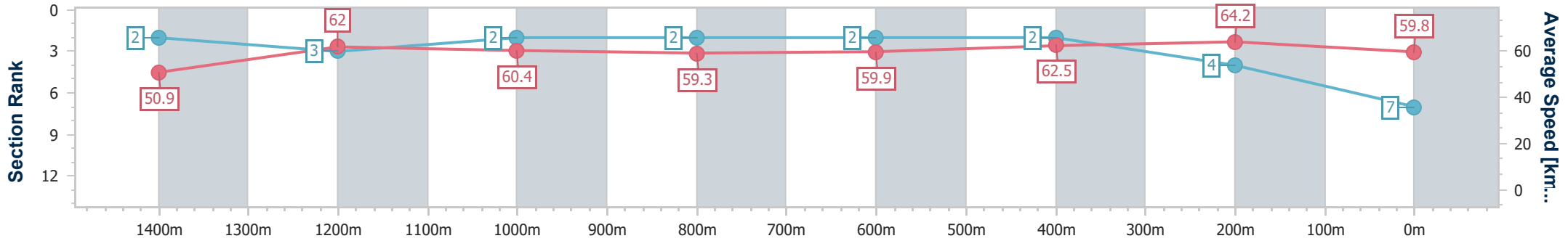
20 May 2023 - 11:43

Track Rating: Soft 6, Weather: Fine, Rail Position: +2m Entire Course



BRISBANE RACING CLUB

Section	Overall	1400m	1200m	1000m	800m	600m	400m	200m
Section Times	1:36.75 [7] (0:14.14)	1:22.61 [2] (0:11.68)	1:10.93 [3] (0:11.91)	0:59.02 [2] (0:12.13)	0:46.89 [2] (0:12.08)	0:34.81 [2] (0:11.56)	0:23.25 [2] (0:11.22)	0:12.03 [4] (0:12.03)
Average Speed [km/h]	50.9	62.0	60.4	59.3	59.9	62.5	64.2	59.8
Top Speed [km/h]	63.4	63.1	61.8	59.9	60.8	63.5	64.7	63.0
Avg. Dist. to Rail [m]	2.4	0.7	0.9	0.4	1.0	1.0	0.4	1.3
Avg. Stride Freq. [Hz]	2.3	2.2	2.2	2.2	2.2	2.3	2.3	2.3
Avg. Stride Length [m]	6.3	7.7	7.6	7.5	7.5	7.6	7.7	7.4



- [] Ranking at each section and finish
- .-.- No data available at this section
- NA No data available



Horse/Jockey Name	Venditit
Final Rank	8
Fastest Section Time (Section)	0:10.94 (400m)
Top Speed [km/h] (Section)	67.1 (400m)
Race State	Finished



Doomben QLD Professional

Race 1: THE STAR Class 6 Handicap - 1600m

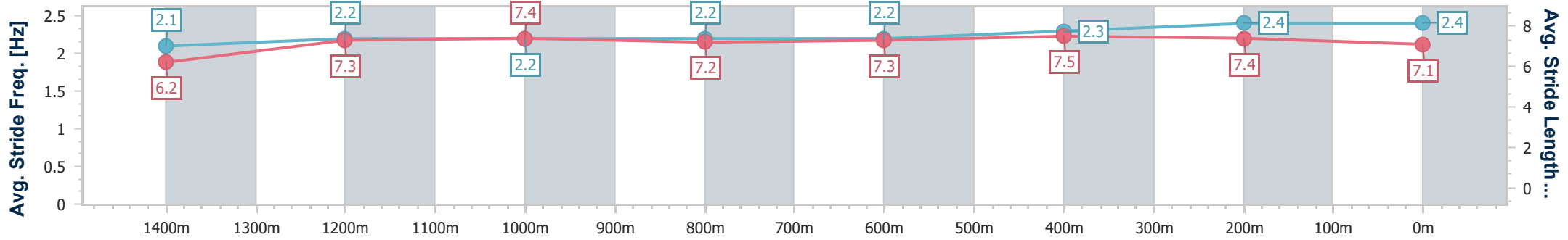
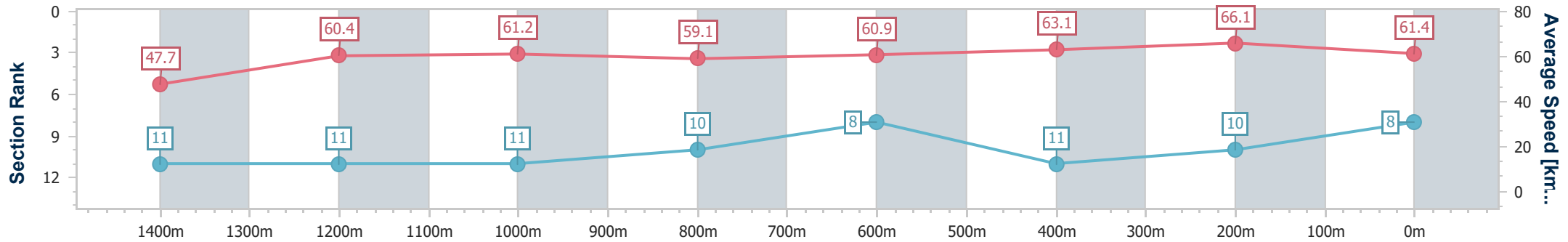
20 May 2023 - 11:43

Track Rating: Soft 6, Weather: Fine, Rail Position: +2m Entire Course



BRISBANE RACING CLUB

Section	Overall	1400m	1200m	1000m	800m	600m	400m	200m
Section Times	1:36.92 [8] (0:15.15)	1:21.77 [11] (0:11.81)	1:09.96 [11] (0:11.76)	0:58.20 [11] (0:12.16)	0:46.04 [10] (0:11.81)	0:34.23 [8] (0:11.57)	0:22.66 [11] (0:10.94)	0:11.72 [10] (0:11.72)
Average Speed [km/h]	47.7	60.4	61.2	59.1	60.9	63.1	66.1	61.4
Top Speed [km/h]	59.0	61.3	61.8	60.7	63.0	65.8	67.1	64.7
Avg. Dist. to Rail [m]	5.1	1.3	1.2	0.9	0.7	2.4	3.4	5.8
Avg. Stride Freq. [Hz]	2.1	2.2	2.2	2.2	2.2	2.3	2.4	2.4
Avg. Stride Length [m]	6.2	7.3	7.4	7.2	7.3	7.5	7.4	7.1



- [] Ranking at each section and finish
- .-.- No data available at this section
- NA No data available



Horse/Jockey Name	Bold Pedro
Final Rank	9
Fastest Section Time (Section)	0:11.07 (400m)
Top Speed [km/h] (Section)	67.2 (400m)
Race State	Finished



Doomben QLD Professional

Race 1: THE STAR Class 6 Handicap - 1600m

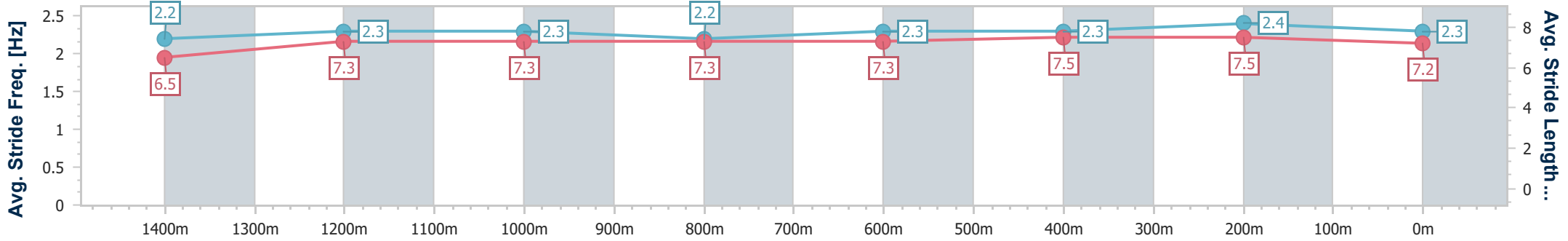
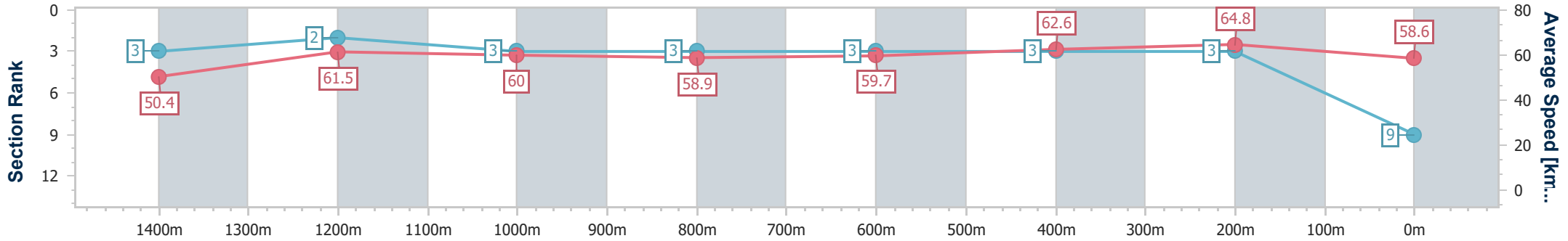
20 May 2023 - 11:43

Track Rating: Soft 6, Weather: Fine, Rail Position: +2m Entire Course



BRISBANE RACING CLUB

Section	Overall	1400m	1200m	1000m	800m	600m	400m	200m
Section Times	1:36.98 [9] (0:14.27)	1:22.71 [3] (0:11.53)	1:11.18 [2] (0:12.01)	0:59.17 [3] (0:12.23)	0:46.94 [3] (0:12.10)	0:34.84 [3] (0:11.50)	0:23.34 [3] (0:11.07)	0:12.27 [3] (0:12.27)
Average Speed [km/h]	50.4	61.5	60.0	58.9	59.7	62.6	64.8	58.6
Top Speed [km/h]	63.1	63.4	61.3	60.4	60.8	64.5	67.2	63.7
Avg. Dist. to Rail [m]	1.9	1.9	0.5	0.9	0.5	0.6	1.4	2.5
Avg. Stride Freq. [Hz]	2.2	2.3	2.3	2.2	2.3	2.3	2.4	2.3
Avg. Stride Length [m]	6.5	7.3	7.3	7.3	7.3	7.5	7.5	7.2



- [] Ranking at each section and finish
- .-.- No data available at this section
- NA No data available



Horse/Jockey Name	Slow Hands
Final Rank	10
Fastest Section Time (Section)	0:11.28 (400m)
Top Speed [km/h] (Section)	64.6 (400m)
Race State	Finished



Doomben QLD Professional

Race 1: THE STAR Class 6 Handicap - 1600m

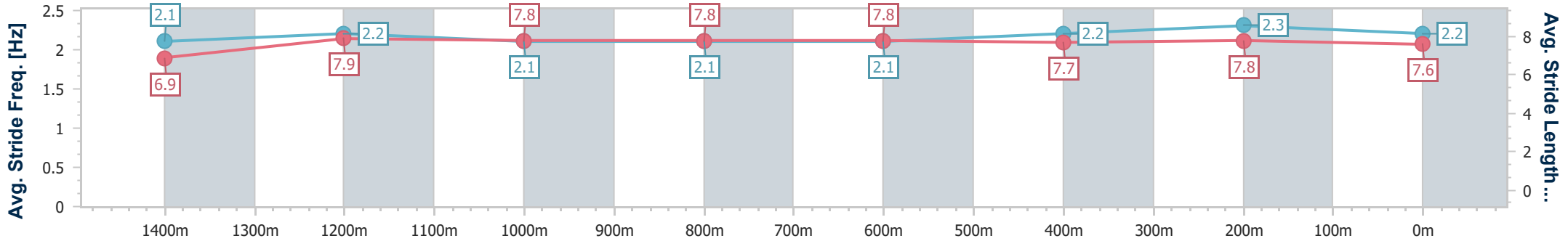
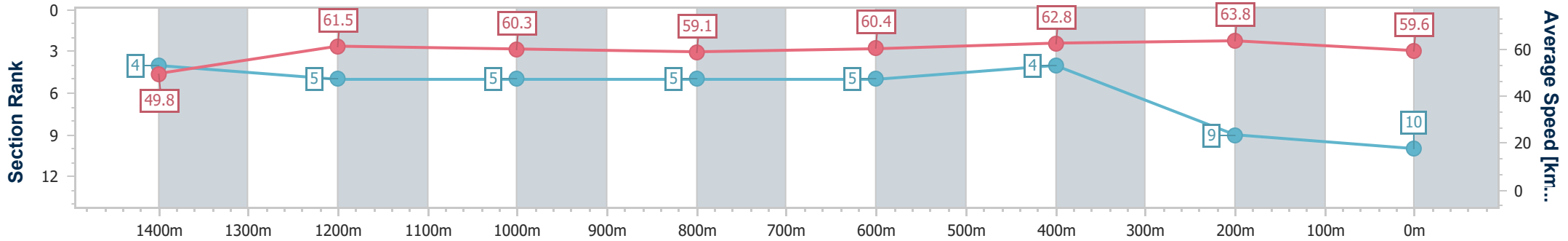
20 May 2023 - 11:43

Track Rating: Soft 6, Weather: Fine, Rail Position: +2m Entire Course



BRISBANE RACING CLUB

Section	Overall	1400m	1200m	1000m	800m	600m	400m	200m
Section Times	1:37.10 [10] (0:14.42)	1:22.68 [4] (0:11.70)	1:10.98 [5] (0:11.95)	0:59.03 [5] (0:12.23)	0:46.80 [5] (0:11.98)	0:34.82 [5] (0:11.46)	0:23.36 [4] (0:11.28)	0:12.08 [9] (0:12.08)
Average Speed [km/h]	49.8	61.5	60.3	59.1	60.4	62.8	63.8	59.6
Top Speed [km/h]	62.9	62.8	61.8	59.8	61.0	64.3	64.6	62.3
Avg. Dist. to Rail [m]	0.8	0.6	1.2	1.7	1.0	0.2	0.2	1.9
Avg. Stride Freq. [Hz]	2.1	2.2	2.1	2.1	2.1	2.2	2.3	2.2
Avg. Stride Length [m]	6.9	7.9	7.8	7.8	7.8	7.7	7.8	7.6



- [] Ranking at each section and finish
- .-.- No data available at this section
- NA No data available



Horse/Jockey Name	Saucey Horsey
Final Rank	11
Fastest Section Time (Section)	0:11.10 (400m)
Top Speed [km/h] (Section)	66.3 (600m)
Race State	Finished



Doomben QLD Professional

Race 1: THE STAR Class 6 Handicap - 1600m

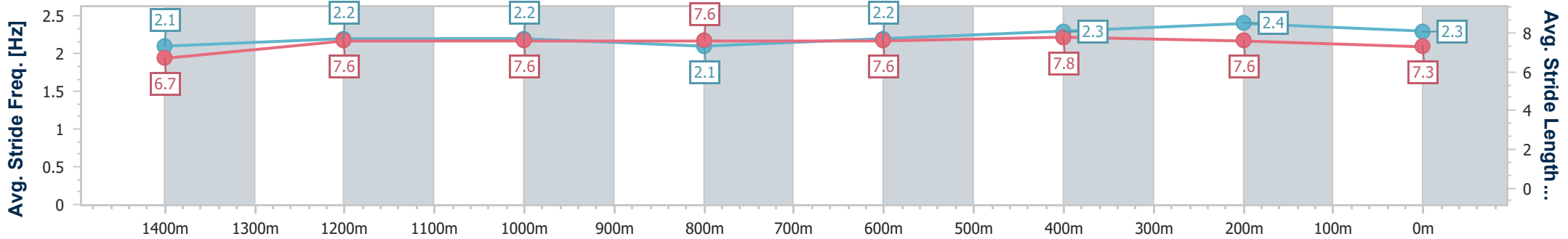
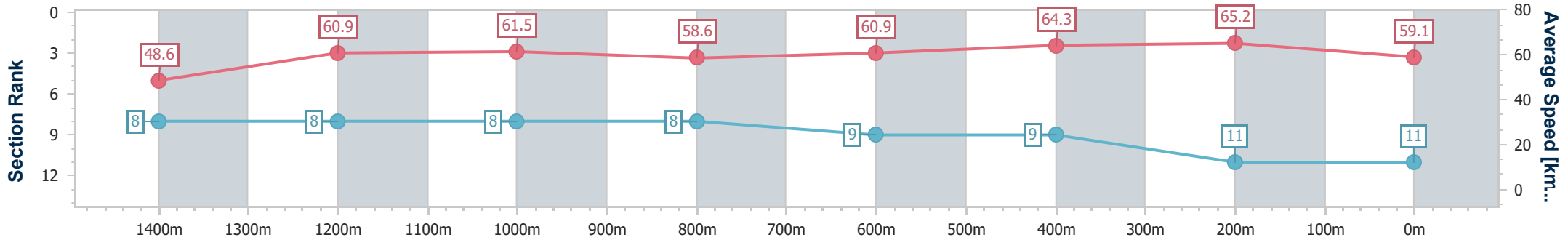
20 May 2023 - 11:43

Track Rating: Soft 6, Weather: Fine, Rail Position: +2m Entire Course



BRISBANE RACING CLUB

Section	Overall	1400m	1200m	1000m	800m	600m	400m	200m
Section Times	1:37.43 [11] (0:14.80)	1:22.63 [8] (0:11.88)	1:10.75 [8] (0:11.70)	0:59.05 [8] (0:12.34)	0:46.71 [8] (0:11.98)	0:34.73 [9] (0:11.44)	0:23.29 [9] (0:11.10)	0:12.19 [11] (0:12.19)
Average Speed [km/h]	48.6	60.9	61.5	58.6	60.9	64.3	65.2	59.1
Top Speed [km/h]	59.7	62.0	62.5	59.5	62.4	66.3	66.2	63.8
Avg. Dist. to Rail [m]	2.3	0.7	1.5	1.6	3.1	3.6	3.3	4.7
Avg. Stride Freq. [Hz]	2.1	2.2	2.2	2.1	2.2	2.3	2.4	2.3
Avg. Stride Length [m]	6.7	7.6	7.6	7.6	7.6	7.8	7.6	7.3



- [] Ranking at each section and finish
- .-.- No data available at this section
- NA No data available