



Toowoomba QLD Professional
Race 2: MOCO FOOD SERVICES Fillies and Mares BENCHMARK 62
Handicap - 1000m
20 May 2023 - 17:25



Track Rating: Good 4 , Weather: Fine , Rail Position: +5m Entire

Section											Last 600m	
Field Times		Overall	800m	600m	400m	200m						0:35.26
		0:59.81 (0:13.66)	0:46.15 (0:10.89)	0:35.26 (0:11.33)	0:23.93 (0:11.70)	0:12.23 (0:12.23)						
Rank	TAB Horse/Jockey	Barrier	Top Speed [km/h]	Fastest Section						Margin	Distance Travelled [m]	
1	8 MONTANA LADY Nozi Tomizawa	3	67.0 800m	0:10.84 800m	0:59.81 [1] (0:14.03)	0:45.78 [3] (0:10.84)	0:34.94 [3] (0:11.20)	0:23.74 [3] (0:11.56)	0:12.18 [2] (0:12.18)	0:59.81	0:34.94	
2	6 IRISH MAUDIE Tiffani Brooker	4	66.7 600m	0:11.15 600m	1:00.10 [2] (0:14.33)	0:45.77 [5] (0:11.22)	0:34.55 [5] (0:11.15)	0:23.40 [4] (0:11.42)	0:11.98 [4] (0:11.98)	1.5L	0:34.55	+5
3	12 THAWRA Liv O'Donnell	9	67.2 Overall	0:10.89 800m	1:00.28 [3] (0:13.66)	0:46.62 [1] (0:10.89)	0:35.73 [1] (0:11.33)	0:24.40 [1] (0:11.70)	0:12.70 [1] (0:12.70)	2.5L	0:35.73	+1
4	10 YOURALLTHAT Alisha Donald	1	71.3 Overall	0:10.98 800m	1:00.43 [4] (0:13.76)	0:46.67 [2] (0:10.98)	0:35.69 [2] (0:11.34)	0:24.35 [2] (0:11.69)	0:12.66 [3] (0:12.66)	3.3L	0:35.69	-1
5	4 LITERMONT Jake Molloy	8	65.4 800m	0:11.24 600m	1:00.48 [5] (0:14.51)	0:45.97 [7] (0:11.29)	0:34.68 [7] (0:11.24)	0:23.44 [7] (0:11.52)	0:11.92 [8] (0:11.92)	3.5L	0:34.68	+3
6	9 LADY WAIRUA Georgina Cartwright	11	65.8 600m	0:11.16 600m	1:00.50 [6] (0:14.54)	0:45.96 [6] (0:11.63)	0:34.33 [8] (0:11.16)	0:23.17 [8] (0:11.32)	0:11.85 [6] (0:11.85)	3.6L	0:34.33	+1
7	2 BID IN A HURRY Chris Whiteley	7	65.3 600m	0:11.15 800m	1:00.70 [7] (0:14.54)	0:46.16 [8] (0:11.15)	0:35.01 [6] (0:11.21)	0:23.80 [6] (0:11.52)	0:12.28 [5] (0:12.28)	4.6L	0:35.01	-2
8	7 LAI SEE Anthony Allen	2	65.6 800m	0:11.16 800m	1:00.96 [8] (0:14.26)	0:46.70 [4] (0:11.16)	0:35.54 [4] (0:11.28)	0:24.26 [5] (0:11.85)	0:12.41 [7] (0:12.41)	6.1L	0:35.54	+0
9	5 CITROUILLE Justin Stanley	12	64.8 800m	0:11.21 800m	1:01.51 [9] (0:14.90)	0:46.61 [9] (0:11.21)	0:35.40 [9] (0:11.65)	0:23.75 [9] (0:11.58)	0:12.17 [9] (0:12.17)	9.4L	0:35.40	+3

Scratched: Barbary Royale (#1), Flank Speed (#3), Better Than Roses (#11)



Horse/Jockey Name	Montana Lady
Final Rank	1
Fastest Section Time (Section)	0:10.84 (800m)
Top Speed [km/h] (Section)	67.0 (800m)
Race State	Finished



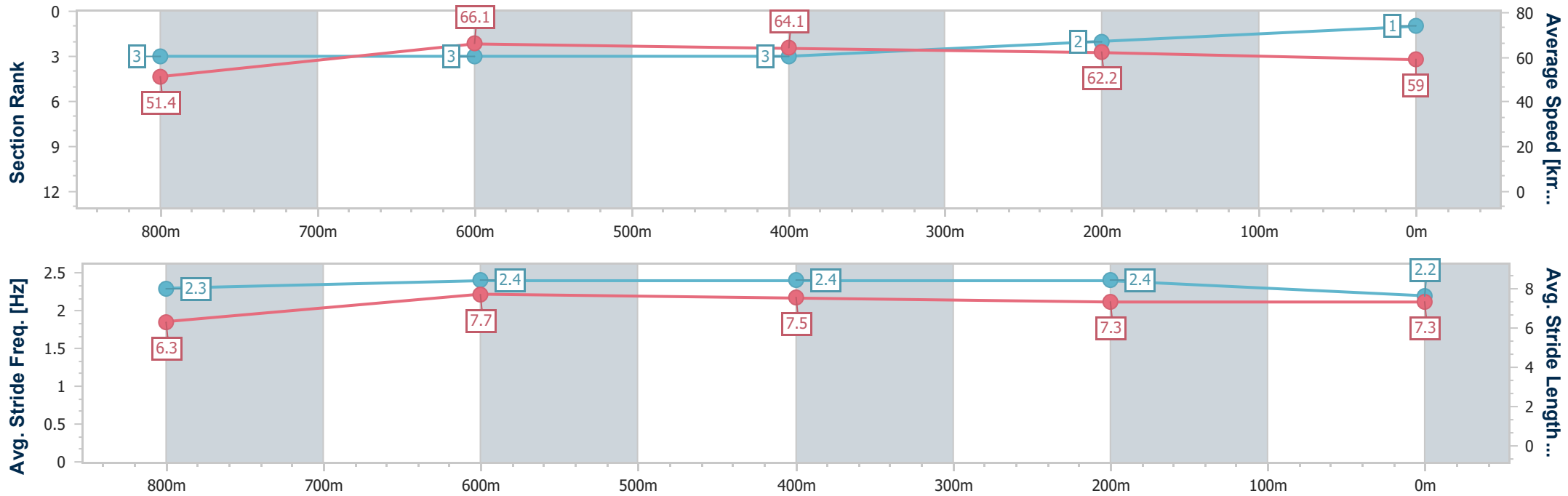
Toowoomba QLD Professional
Race 2: MOCO FOOD SERVICES Fillies and Mares
BENCHMARK 62 Handicap - 1000m



20 May 2023 - 17:25

Track Rating: Good 4 , Weather: Fine , Rail Position: +5m Entire

Section	Overall	800m	600m	400m	200m
Section Times	0:59.81 [1] (0:14.03)	0:45.78 [3] (0:10.84)	0:34.94 [3] (0:11.20)	0:23.74 [3] (0:11.56)	0:12.18 [2] (0:12.18)
Average Speed [km/h]	51.4	66.1	64.1	62.2	59.0
Top Speed [km/h]	66.3	67.0	66.5	63.3	61.7
Avg. Dist. to Rail [m]	1.1	1.4	0.4	0.6	0.3
Avg. Stride Freq. [Hz]	2.3	2.4	2.4	2.4	2.2
Avg. Stride Length [m]	6.3	7.7	7.5	7.3	7.3



- [] Ranking at each section and finish
- .-.- No data available at this section
- NA No data available



Horse/Jockey Name	Irish Maudie
Final Rank	2
Fastest Section Time (Section)	0:11.15 (600m)
Top Speed [km/h] (Section)	66.7 (600m)
Race State	Finished



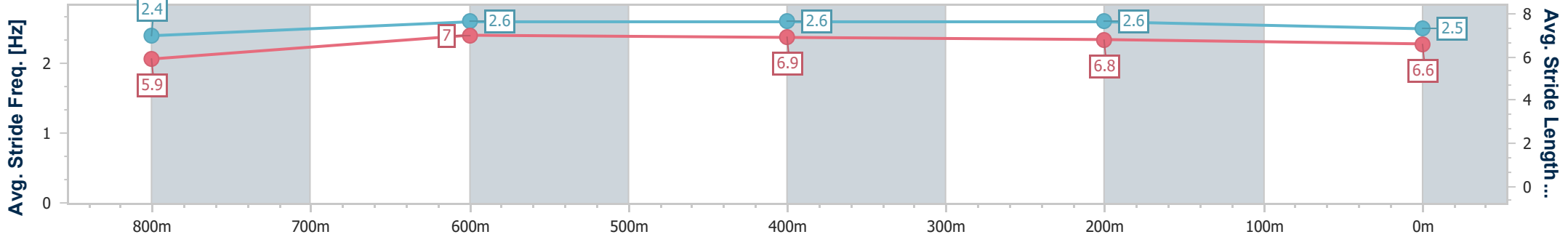
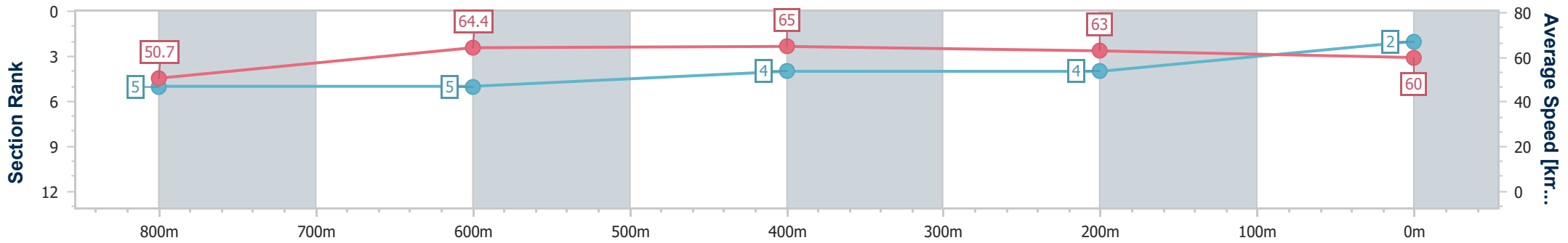
Toowoomba QLD Professional
 Race 2: MOCO FOOD SERVICES Fillies and Mares
 BENCHMARK 62 Handicap - 1000m



20 May 2023 - 17:25

Track Rating: Good 4 , Weather: Fine , Rail Position: +5m Entire

Section	Overall	800m	600m	400m	200m
Section Times	1:00.10 [2] (0:14.33)	0:45.77 [5] (0:11.22)	0:34.55 [5] (0:11.15)	0:23.40 [4] (0:11.42)	0:11.98 [4] (0:11.98)
Average Speed [km/h]	50.7	64.4	65.0	63.0	60.0
Top Speed [km/h]	63.0	65.7	66.7	64.2	62.8
Avg. Dist. to Rail [m]	3.1	1.8	0.9	0.7	1.5
Avg. Stride Freq. [Hz]	2.4	2.6	2.6	2.6	2.5
Avg. Stride Length [m]	5.9	7.0	6.9	6.8	6.6



- [] Ranking at each section and finish
- .-.- No data available at this section
- NA No data available



Horse/Jockey Name	Thawra
Final Rank	3
Fastest Section Time (Section)	0:10.89 (800m)
Top Speed [km/h] (Section)	67.2 (Overall)
Race State	Finished



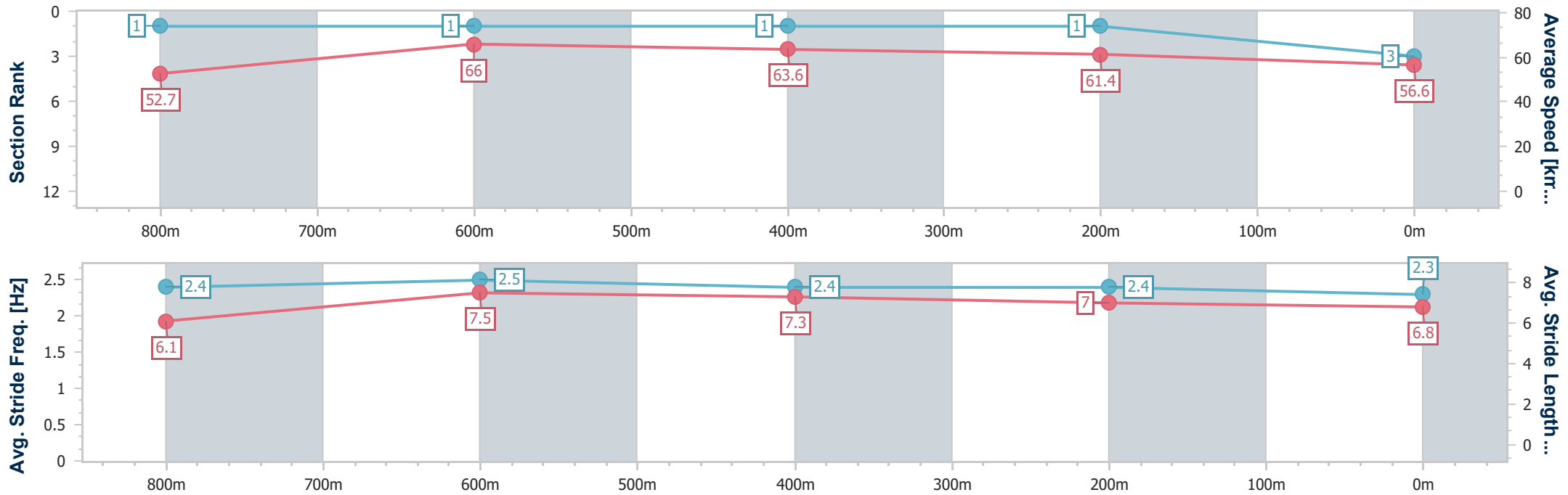
Toowoomba QLD Professional
Race 2: MOCO FOOD SERVICES Fillies and Mares
BENCHMARK 62 Handicap - 1000m



20 May 2023 - 17:25

Track Rating: Good 4 , Weather: Fine , Rail Position: +5m Entire

Section	Overall	800m	600m	400m	200m
Section Times	1:00.28 [3] (0:13.66)	0:46.62 [1] (0:10.89)	0:35.73 [1] (0:11.33)	0:24.40 [1] (0:11.70)	0:12.70 [1] (0:12.70)
Average Speed [km/h]	52.7	66.0	63.6	61.4	56.6
Top Speed [km/h]	67.2	66.7	66.1	62.6	59.9
Avg. Dist. to Rail [m]	1.0	0.3	0.2	0.2	1.2
Avg. Stride Freq. [Hz]	2.4	2.5	2.4	2.4	2.3
Avg. Stride Length [m]	6.1	7.5	7.3	7.0	6.8



- [] Ranking at each section and finish
- .-.- No data available at this section
- NA No data available



Horse/Jockey Name	Yourallthat
Final Rank	4
Fastest Section Time (Section)	0:10.98 (800m)
Top Speed [km/h] (Section)	71.3 (Overall)
Race State	Finished



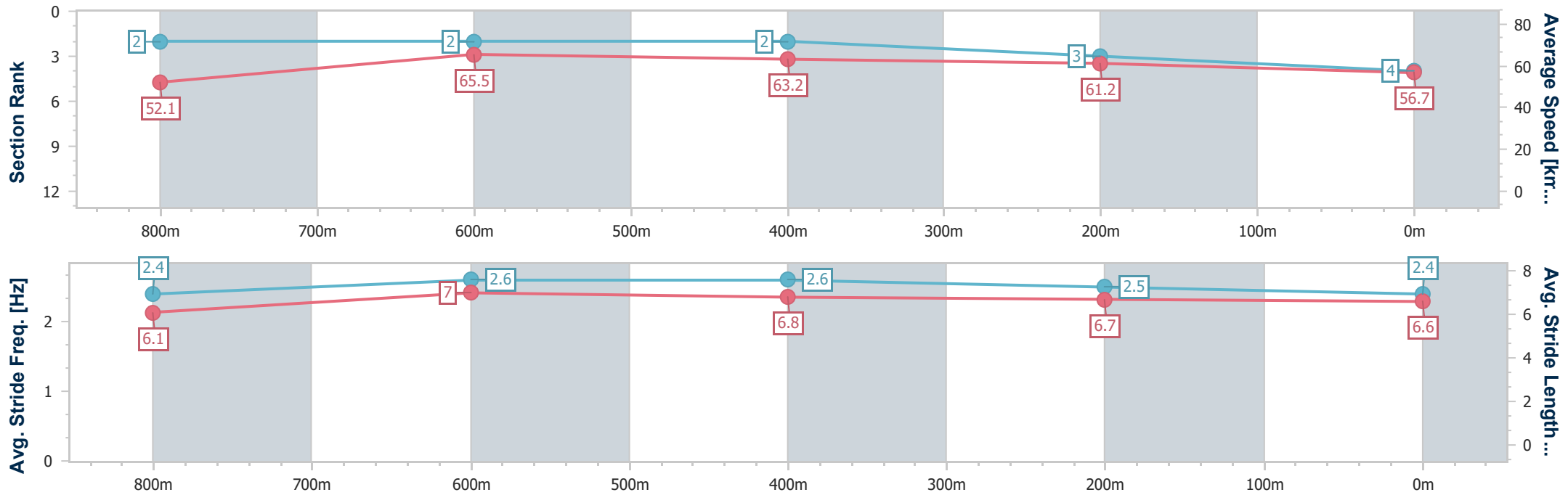
Toowoomba QLD Professional
Race 2: MOCO FOOD SERVICES Fillies and Mares
BENCHMARK 62 Handicap - 1000m



20 May 2023 - 17:25

Track Rating: Good 4 , Weather: Fine , Rail Position: +5m Entire

Section	Overall	800m	600m	400m	200m
Section Times	1:00.43 [4] (0:13.76)	0:46.67 [2] (0:10.98)	0:35.69 [2] (0:11.34)	0:24.35 [2] (0:11.69)	0:12.66 [3] (0:12.66)
Average Speed [km/h]	52.1	65.5	63.2	61.2	56.7
Top Speed [km/h]	71.3	66.6	66.0	62.3	60.1
Avg. Dist. to Rail [m]	0.8	0.2	0.8	1.5	1.4
Avg. Stride Freq. [Hz]	2.4	2.6	2.6	2.5	2.4
Avg. Stride Length [m]	6.1	7.0	6.8	6.7	6.6



- [] Ranking at each section and finish
- .-.- No data available at this section
- NA No data available



Horse/Jockey Name	Litermont
Final Rank	5
Fastest Section Time (Section)	0:11.24 (600m)
Top Speed [km/h] (Section)	65.4 (800m)
Race State	Finished



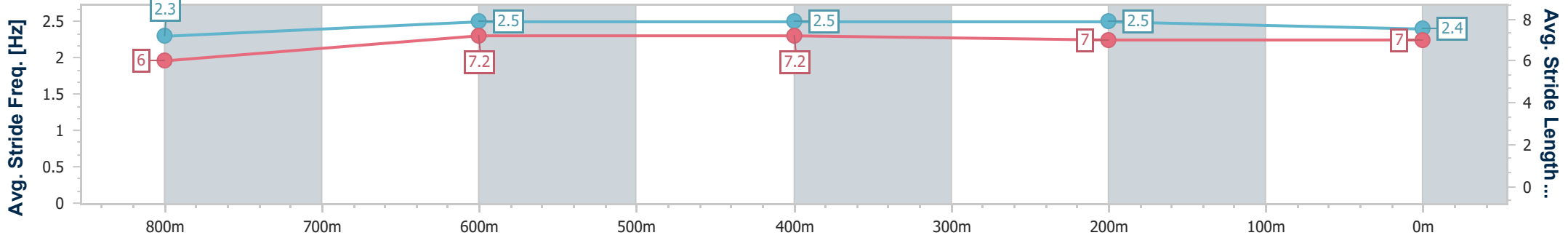
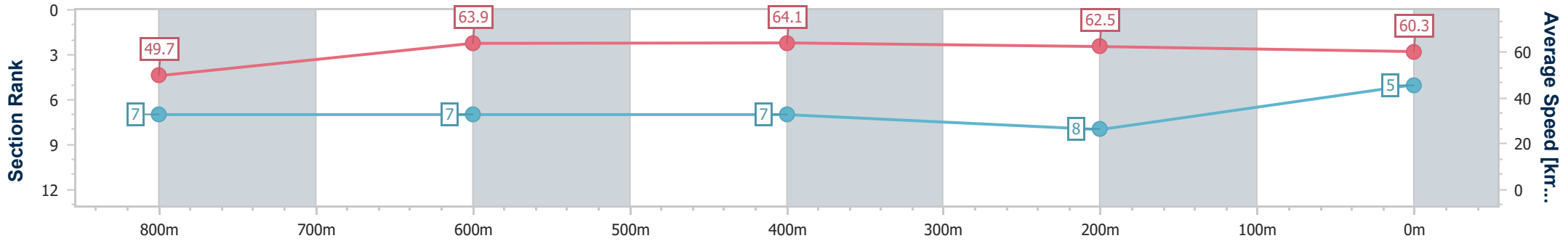
Toowoomba QLD Professional
Race 2: MOCO FOOD SERVICES Fillies and Mares
BENCHMARK 62 Handicap - 1000m



20 May 2023 - 17:25

Track Rating: Good 4 , Weather: Fine , Rail Position: +5m Entire

Section	Overall	800m	600m	400m	200m
Section Times	1:00.48 [5] (0:14.51)	0:45.97 [7] (0:11.29)	0:34.68 [7] (0:11.24)	0:23.44 [7] (0:11.52)	0:11.92 [8] (0:11.92)
Average Speed [km/h]	49.7	63.9	64.1	62.5	60.3
Top Speed [km/h]	64.2	65.4	65.0	62.9	62.3
Avg. Dist. to Rail [m]	1.6	0.8	0.4	0.7	2.4
Avg. Stride Freq. [Hz]	2.3	2.5	2.5	2.5	2.4
Avg. Stride Length [m]	6.0	7.2	7.2	7.0	7.0



- [] Ranking at each section and finish
- .-.- No data available at this section
- NA No data available



Horse/Jockey Name	Lady Wairua
Final Rank	6
Fastest Section Time (Section)	0:11.16 (600m)
Top Speed [km/h] (Section)	65.8 (600m)
Race State	Finished



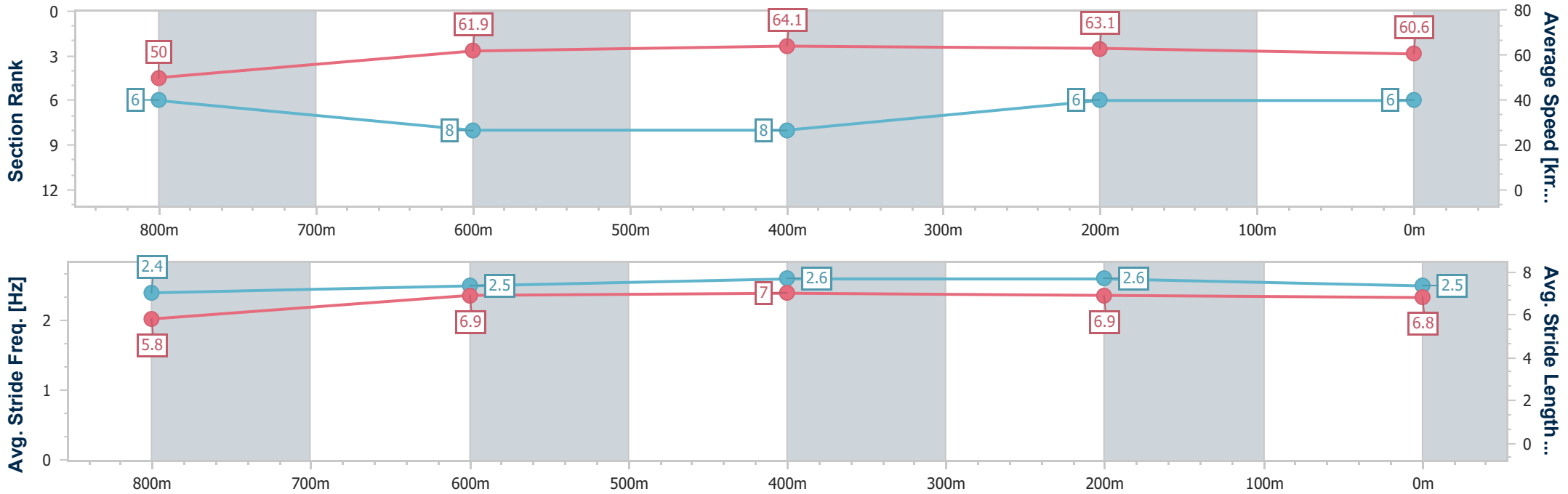
Toowoomba QLD Professional
Race 2: MOCO FOOD SERVICES Fillies and Mares
BENCHMARK 62 Handicap - 1000m



20 May 2023 - 17:25

Track Rating: Good 4 , Weather: Fine , Rail Position: +5m Entire

Section	Overall	800m	600m	400m	200m
Section Times	1:00.50 [6] (0:14.54)	0:45.96 [6] (0:11.63)	0:34.33 [8] (0:11.16)	0:23.17 [8] (0:11.32)	0:11.85 [6] (0:11.85)
Average Speed [km/h]	50.0	61.9	64.1	63.1	60.6
Top Speed [km/h]	63.3	64.6	65.8	64.4	62.5
Avg. Dist. to Rail [m]	4.7	0.7	1.0	1.5	0.7
Avg. Stride Freq. [Hz]	2.4	2.5	2.6	2.6	2.5
Avg. Stride Length [m]	5.8	6.9	7.0	6.9	6.8



- [] Ranking at each section and finish
- .-.- No data available at this section
- NA No data available



Horse/Jockey Name	Bid In A Hurry
Final Rank	7
Fastest Section Time (Section)	0:11.15 (800m)
Top Speed [km/h] (Section)	65.3 (600m)
Race State	Finished



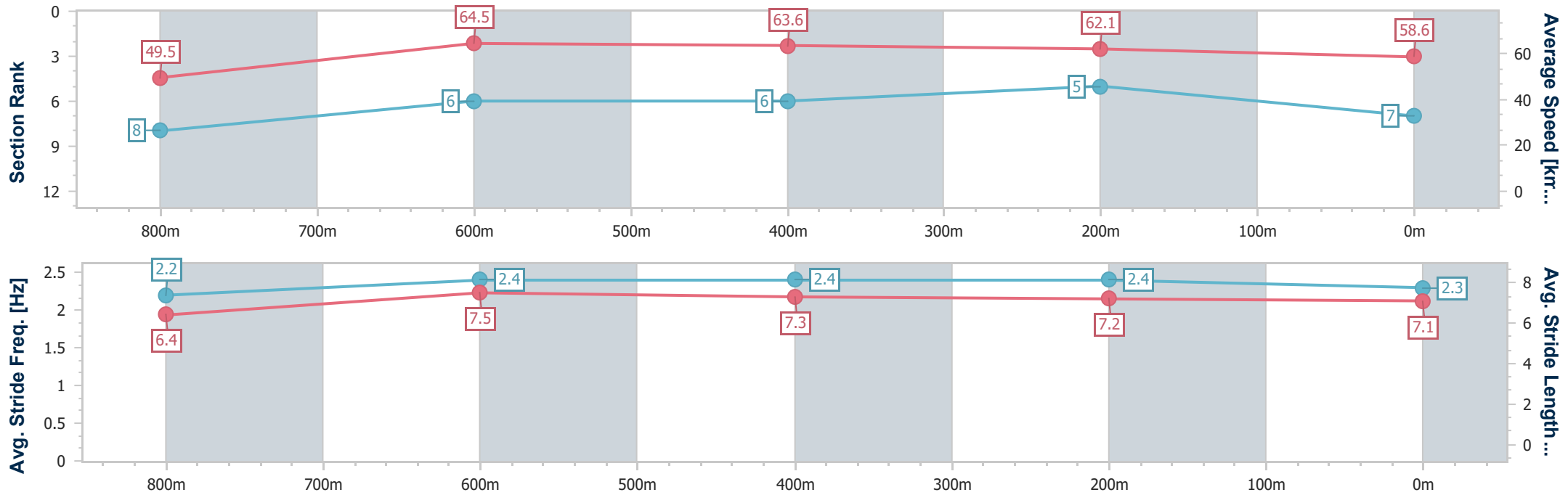
Toowoomba QLD Professional
Race 2: MOCO FOOD SERVICES Fillies and Mares
BENCHMARK 62 Handicap - 1000m



20 May 2023 - 17:25

Track Rating: Good 4 , Weather: Fine , Rail Position: +5m Entire

Section	Overall	800m	600m	400m	200m
Section Times	1:00.70 [7] (0:14.54)	0:46.16 [8] (0:11.15)	0:35.01 [6] (0:11.21)	0:23.80 [6] (0:11.52)	0:12.28 [5] (0:12.28)
Average Speed [km/h]	49.5	64.5	63.6	62.1	58.6
Top Speed [km/h]	65.1	65.3	65.3	63.3	61.2
Avg. Dist. to Rail [m]	1.3	0.7	1.8	1.4	1.1
Avg. Stride Freq. [Hz]	2.2	2.4	2.4	2.4	2.3
Avg. Stride Length [m]	6.4	7.5	7.3	7.2	7.1



- [] Ranking at each section and finish
- .-.- No data available at this section
- NA No data available



Horse/Jockey Name	Lai See
Final Rank	8
Fastest Section Time (Section)	0:11.16 (800m)
Top Speed [km/h] (Section)	65.6 (800m)
Race State	Finished



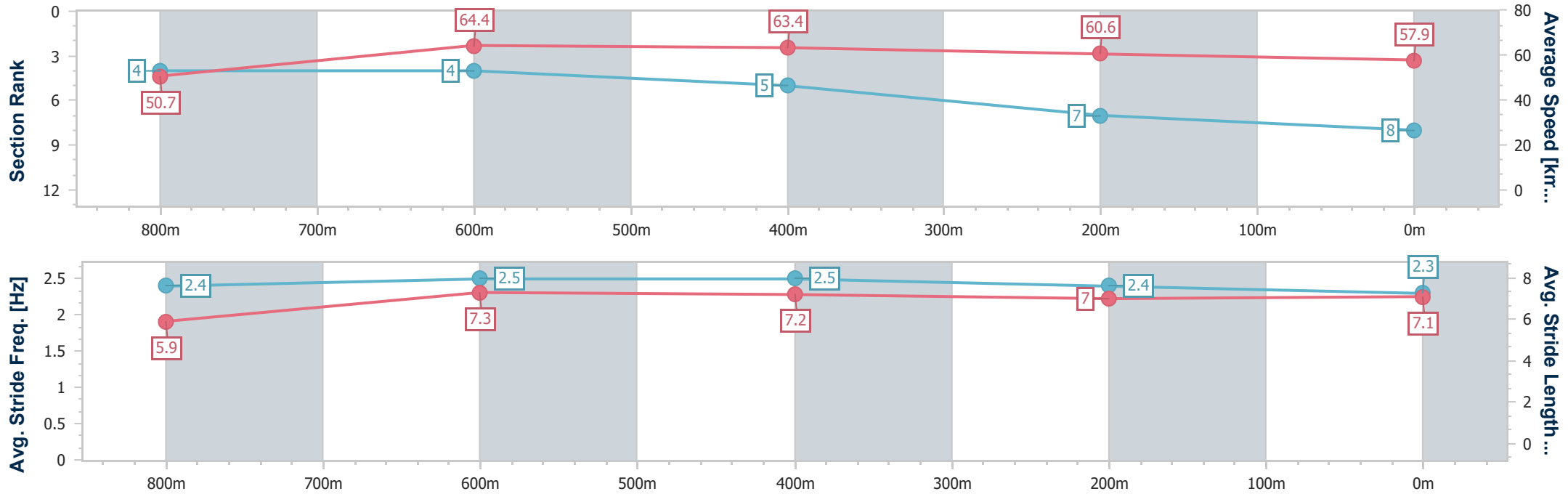
Toowoomba QLD Professional
Race 2: MOCO FOOD SERVICES Fillies and Mares
BENCHMARK 62 Handicap - 1000m



20 May 2023 - 17:25

Track Rating: Good 4 , Weather: Fine , Rail Position: +5m Entire

Section	Overall	800m	600m	400m	200m
Section Times	1:00.96 [8] (0:14.26)	0:46.70 [4] (0:11.16)	0:35.54 [4] (0:11.28)	0:24.26 [5] (0:11.85)	0:12.41 [7] (0:12.41)
Average Speed [km/h]	50.7	64.4	63.4	60.6	57.9
Top Speed [km/h]	64.8	65.6	65.4	62.2	60.7
Avg. Dist. to Rail [m]	2.0	0.3	1.2	0.7	1.8
Avg. Stride Freq. [Hz]	2.4	2.5	2.5	2.4	2.3
Avg. Stride Length [m]	5.9	7.3	7.2	7.0	7.1



- [] Ranking at each section and finish
- .-.- No data available at this section
- NA No data available



Horse/Jockey Name	Citrouille
Final Rank	9
Fastest Section Time (Section)	0:11.21 (800m)
Top Speed [km/h] (Section)	64.8 (800m)
Race State	Finished



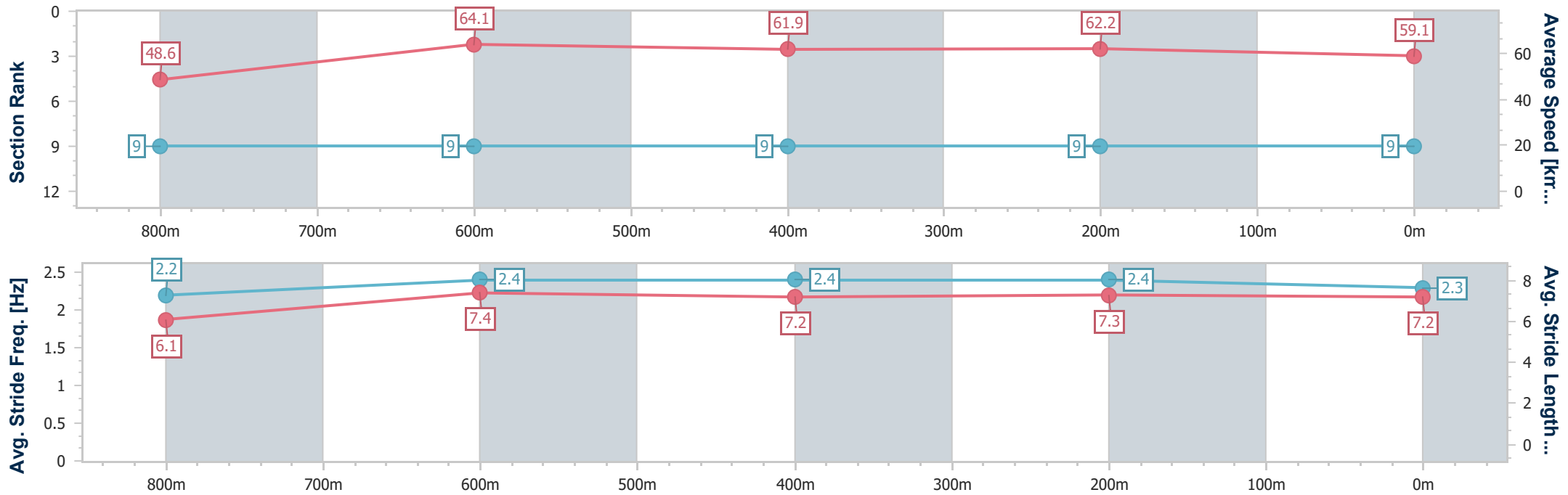
Toowoomba QLD Professional
Race 2: MOCO FOOD SERVICES Fillies and Mares
BENCHMARK 62 Handicap - 1000m



20 May 2023 - 17:25

Track Rating: Good 4 , Weather: Fine , Rail Position: +5m Entire

Section	Overall	800m	600m	400m	200m
Section Times	1:01.51 [9] (0:14.90)	0:46.61 [9] (0:11.21)	0:35.40 [9] (0:11.65)	0:23.75 [9] (0:11.58)	0:12.17 [9] (0:12.17)
Average Speed [km/h]	48.6	64.1	61.9	62.2	59.1
Top Speed [km/h]	63.3	64.8	64.5	63.2	63.1
Avg. Dist. to Rail [m]	4.1	0.5	0.5	0.9	2.1
Avg. Stride Freq. [Hz]	2.2	2.4	2.4	2.4	2.3
Avg. Stride Length [m]	6.1	7.4	7.2	7.3	7.2



- [] Ranking at each section and finish
- .-.- No data available at this section
- NA No data available