



# Toowoomba QLD Professional

## Race 7: WIN TELEVISION QTIS Three-Year-Old Maiden Plate - 1200m

20 May 2023 - 20:17



Track Rating: Good 4, Weather: Fine, Rail Position: +5m Entire

Section		Overall	1000m	800m	600m	400m	200m	Last 600m					
Field Times		1:14.80 (0:14.33)	1:00.47 (0:11.11)	0:49.36 (0:11.68)	0:37.68 (0:12.46)	0:25.22 (0:12.51)	0:12.71 (0:12.71)	0:37.68					
Rank	TAB Horse/Jockey	Barrier	Top Speed [km/h]	Fastest Section								Margin	Distance Travelled [m]
1	5 <b>GOOD'N'LUCKY</b> Nozi Tomizawa	9	67.1 1000m	0:11.03 1000m	1:14.80 [1] (0:14.78)	1:00.02 [7] (0:11.03)	0:48.99 [4] (0:11.71)	0:37.28 [3] (0:12.26)	0:25.02 [2] (0:12.31)	0:12.71 [1] (0:12.71)	1:14.80	0:37.28	
2	4 <b>FIERY RING</b> Jaden Lloyd	10	66.2 1000m	0:11.13 1000m	1:14.95 [2] (0:14.45)	1:00.50 [2] (0:11.13)	0:49.37 [2] (0:11.75)	0:37.62 [2] (0:12.42)	0:25.20 [3] (0:12.35)	0:12.85 [2] (0:12.85)	0.8L	0:37.62	-2
3	7 <b>ASHMOLEAN</b> Leeanne McCoy	4	64.9 Overall	0:11.30 1000m	1:15.02 [3] (0:14.48)	1:00.54 [3] (0:11.30)	0:49.24 [3] (0:11.86)	0:37.38 [4] (0:12.37)	0:25.01 [4] (0:12.48)	0:12.53 [4] (0:12.53)	1.1L	0:37.38	-7
4	10 <b>TATTLE</b> Cejay Graham	7	66.5 Overall	0:11.32 1000m	1:15.22 [4] (0:14.75)	1:00.47 [5] (0:11.32)	0:49.15 [7] (0:12.03)	0:37.12 [7] (0:12.26)	0:24.86 [7] (0:12.41)	0:12.45 [5] (0:12.45)	2.1L	0:37.12	+0
5	2 <b>COURAGEOUS ONE</b> Nathan Evans	5	65.7 1000m	0:11.22 1000m	1:15.31 [5] (0:14.73)	1:00.58 [4] (0:11.22)	0:49.36 [5] (0:12.00)	0:37.36 [6] (0:12.21)	0:25.15 [5] (0:12.28)	0:12.87 [3] (0:12.87)	2.6L	0:37.36	+0
6	6 <b>THE SNUGLER</b> Hannah Richardson	6	65.4 Overall	0:11.40 1000m	1:15.85 [6] (0:15.26)	1:00.59 [9] (0:11.40)	0:49.19 [9] (0:11.88)	0:37.31 [8] (0:12.14)	0:25.17 [8] (0:12.45)	0:12.72 [8] (0:12.72)	5.6L	0:37.31	+0
7	1 <b>ALL I WANT IS YOU</b> Justin Huxtable	8	66.3 Overall	0:11.25 1000m	1:16.30 [7] (0:14.74)	1:01.56 [6] (0:11.25)	0:50.31 [6] (0:11.85)	0:38.46 [5] (0:12.23)	0:26.23 [6] (0:12.72)	0:13.51 [7] (0:13.51)	8.1L	0:38.46	-8
8	9 <b>RUBY LOVES CARROTS</b> Marnu Potgieter	1	63.2 Overall	0:11.62 1000m	1:16.76 [8] (0:14.99)	1:01.77 [8] (0:11.62)	0:50.15 [8] (0:12.01)	0:38.14 [9] (0:12.47)	0:25.67 [9] (0:12.60)	0:13.07 [9] (0:13.07)	10.6L	0:38.14	-5
9	3 <b>FELLOWSHIP</b> Alisha Donald	2	67.9 Overall	0:11.11 1000m	1:17.37 [9] (0:14.33)	1:03.04 [1] (0:11.11)	0:51.93 [1] (0:11.68)	0:40.25 [1] (0:12.46)	0:27.79 [1] (0:13.23)	0:14.56 [6] (0:14.56)	14.1L	0:40.25	-8

Scratched: Pipatina (#8)



Horse/Jockey Name	Good'n'lucky
Final Rank	1
Fastest Section Time (Section)	0:11.03 (1000m)
Top Speed [km/h] (Section)	67.1 (1000m)
Race State	Finished



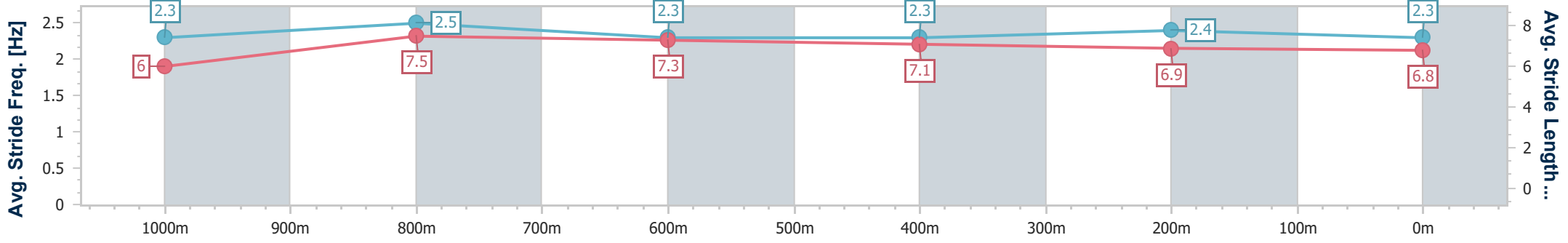
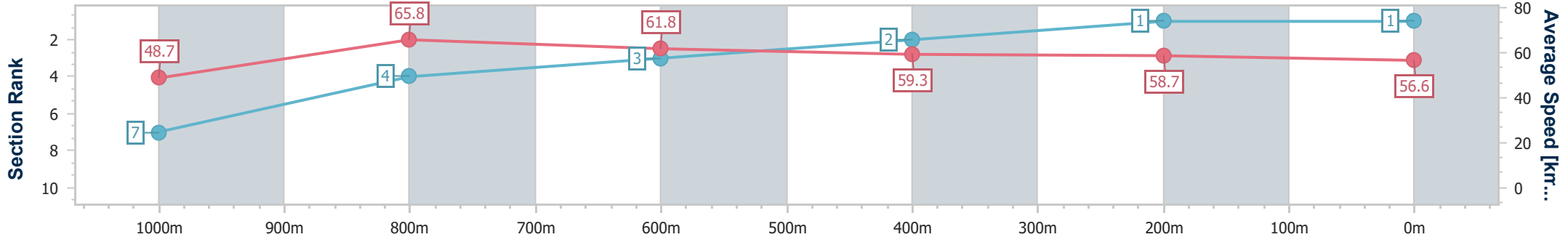
Toowoomba QLD Professional  
Race 7: WIN TELEVISION QTIS Three-Year-Old Maiden Plate - 1200m



20 May 2023 - 20:17

Track Rating: Good 4, Weather: Fine, Rail Position: +5m Entire

Section	Overall	1000m	800m	600m	400m	200m
Section Times	1:14.80 [1] (0:14.78)	1:00.02 [7] (0:11.03)	0:48.99 [4] (0:11.71)	0:37.28 [3] (0:12.26)	0:25.02 [2] (0:12.31)	0:12.71 [1] (0:12.71)
Average Speed [km/h]	48.7	65.8	61.8	59.3	58.7	56.6
Top Speed [km/h]	65.7	67.1	64.0	61.6	59.3	58.4
Avg. Dist. to Rail [m]	5.2	2.4	1.6	1.9	1.3	0.6
Avg. Stride Freq. [Hz]	2.3	2.5	2.3	2.3	2.4	2.3
Avg. Stride Length [m]	6.0	7.5	7.3	7.1	6.9	6.8



- [ ] Ranking at each section and finish
- .-.- No data available at this section
- NA No data available



Horse/Jockey Name	Fiery Ring
Final Rank	2
Fastest Section Time (Section)	0:11.13 (1000m)
Top Speed [km/h] (Section)	66.2 (1000m)
Race State	Finished



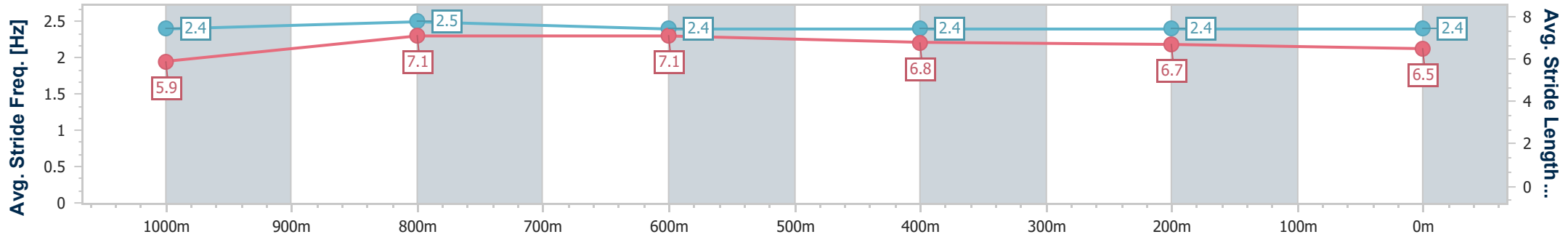
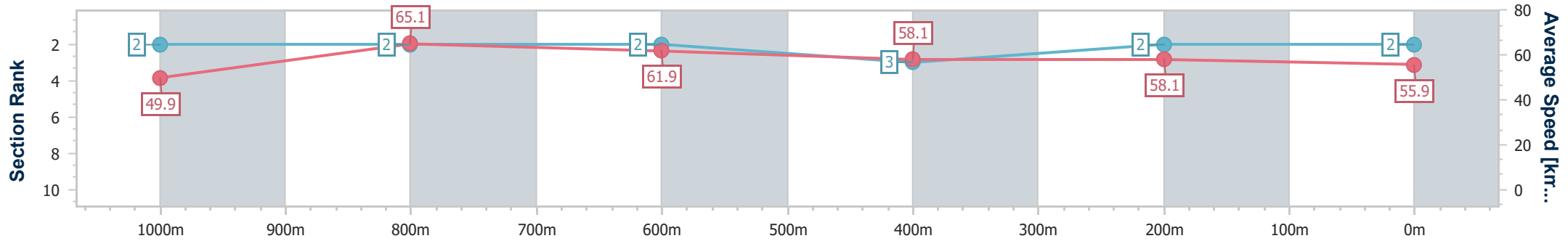
Toowoomba QLD Professional  
Race 7: WIN TELEVISION QTIS Three-Year-Old Maiden Plate - 1200m



20 May 2023 - 20:17

Track Rating: Good 4, Weather: Fine, Rail Position: +5m Entire

Section	Overall	1000m	800m	600m	400m	200m
Section Times	1:14.95 [2] (0:14.45)	1:00.50 [2] (0:11.13)	0:49.37 [2] (0:11.75)	0:37.62 [2] (0:12.42)	0:25.20 [3] (0:12.35)	0:12.85 [2] (0:12.85)
Average Speed [km/h]	49.9	65.1	61.9	58.1	58.1	55.9
Top Speed [km/h]	65.6	66.2	63.4	60.3	59.2	57.4
Avg. Dist. to Rail [m]	6.5	1.6	3.1	0.6	0.7	1.3
Avg. Stride Freq. [Hz]	2.4	2.5	2.4	2.4	2.4	2.4
Avg. Stride Length [m]	5.9	7.1	7.1	6.8	6.7	6.5



- [ ] Ranking at each section and finish
- .-.- No data available at this section
- NA No data available



Horse/Jockey Name	Ashmolean
Final Rank	3
Fastest Section Time (Section)	0:11.30 (1000m)
Top Speed [km/h] (Section)	64.9 (Overall)
Race State	Finished



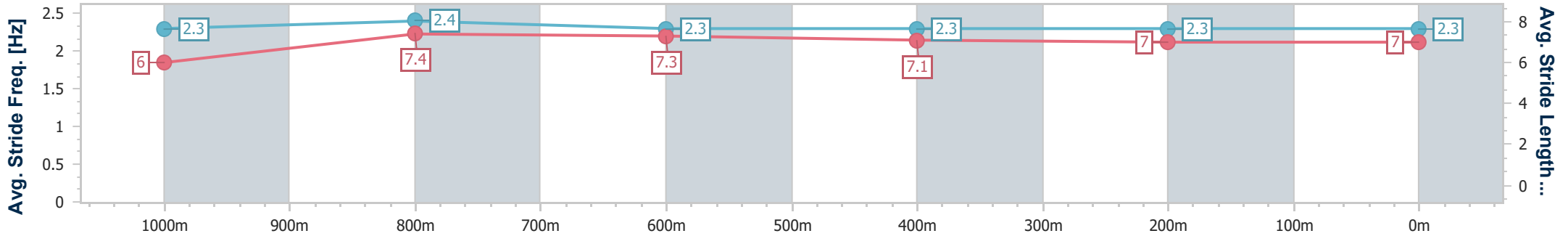
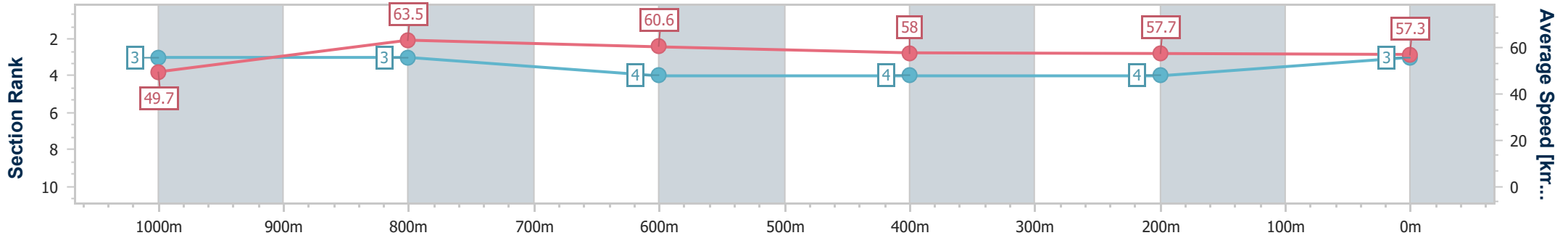
Toowoomba QLD Professional  
Race 7: WIN TELEVISION QTIS Three-Year-Old Maiden Plate - 1200m



20 May 2023 - 20:17

Track Rating: Good 4, Weather: Fine, Rail Position: +5m Entire

Section	Overall	1000m	800m	600m	400m	200m
Section Times	1:15.02 [3] (0:14.48)	1:00.54 [3] (0:11.30)	0:49.24 [3] (0:11.86)	0:37.38 [4] (0:12.37)	0:25.01 [4] (0:12.48)	0:12.53 [4] (0:12.53)
Average Speed [km/h]	49.7	63.5	60.6	58.0	57.7	57.3
Top Speed [km/h]	64.9	64.6	61.7	60.2	58.7	58.6
Avg. Dist. to Rail [m]	2.3	0.7	0.8	0.6	0.8	1.4
Avg. Stride Freq. [Hz]	2.3	2.4	2.3	2.3	2.3	2.3
Avg. Stride Length [m]	6.0	7.4	7.3	7.1	7.0	7.0



- [ ] Ranking at each section and finish
- .-.- No data available at this section
- NA No data available



Horse/Jockey Name	Tattle
Final Rank	4
Fastest Section Time (Section)	0:11.32 (1000m)
Top Speed [km/h] (Section)	66.5 (Overall)
Race State	Finished



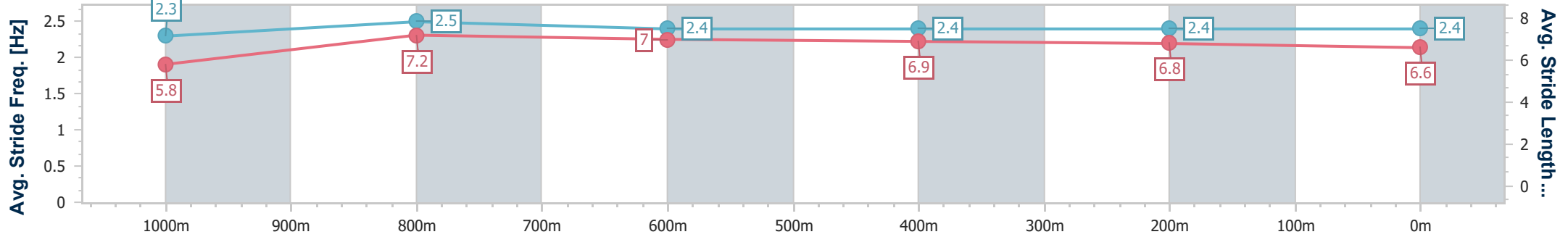
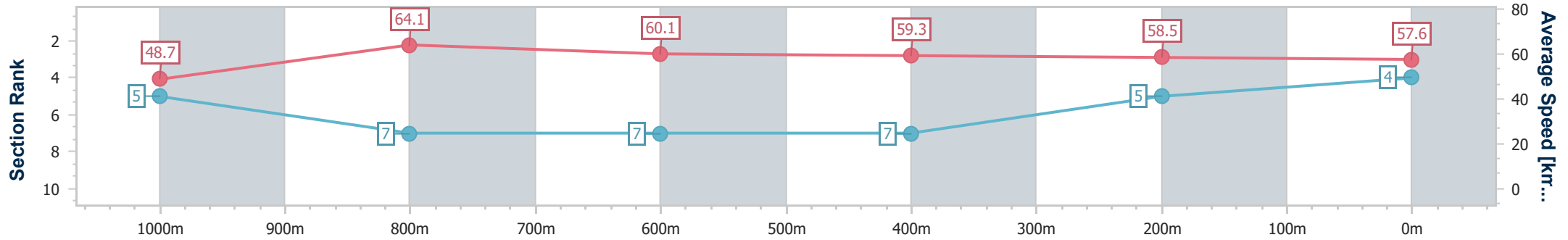
Toowoomba QLD Professional  
Race 7: WIN TELEVISION QTIS Three-Year-Old Maiden Plate - 1200m



20 May 2023 - 20:17

Track Rating: Good 4, Weather: Fine, Rail Position: +5m Entire

Section	Overall	1000m	800m	600m	400m	200m
Section Times	1:15.22 [4] (0:14.75)	1:00.47 [5] (0:11.32)	0:49.15 [7] (0:12.03)	0:37.12 [7] (0:12.26)	0:24.86 [7] (0:12.41)	0:12.45 [5] (0:12.45)
Average Speed [km/h]	48.7	64.1	60.1	59.3	58.5	57.6
Top Speed [km/h]	66.5	66.5	61.1	60.9	59.4	59.0
Avg. Dist. to Rail [m]	5.9	2.3	1.5	1.7	2.5	3.7
Avg. Stride Freq. [Hz]	2.3	2.5	2.4	2.4	2.4	2.4
Avg. Stride Length [m]	5.8	7.2	7.0	6.9	6.8	6.6



- [ ] Ranking at each section and finish
- .-.- No data available at this section
- NA No data available



Horse/Jockey Name	Courageous One
Final Rank	5
Fastest Section Time (Section)	0:11.22 (1000m)
Top Speed [km/h] (Section)	65.7 (1000m)
Race State	Finished



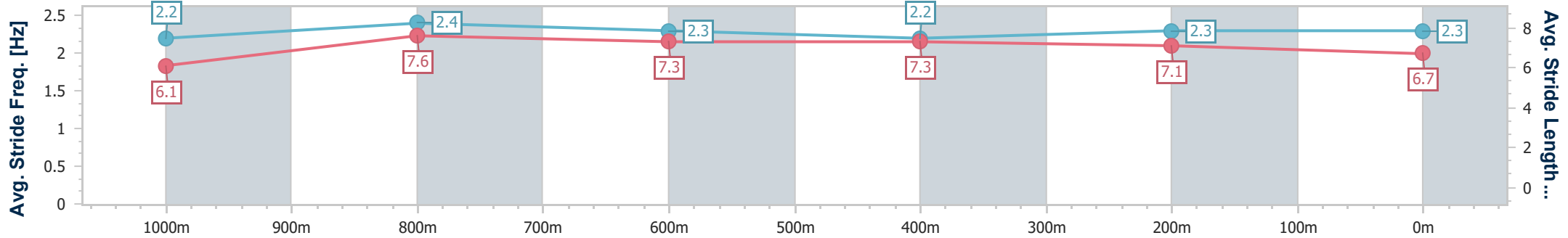
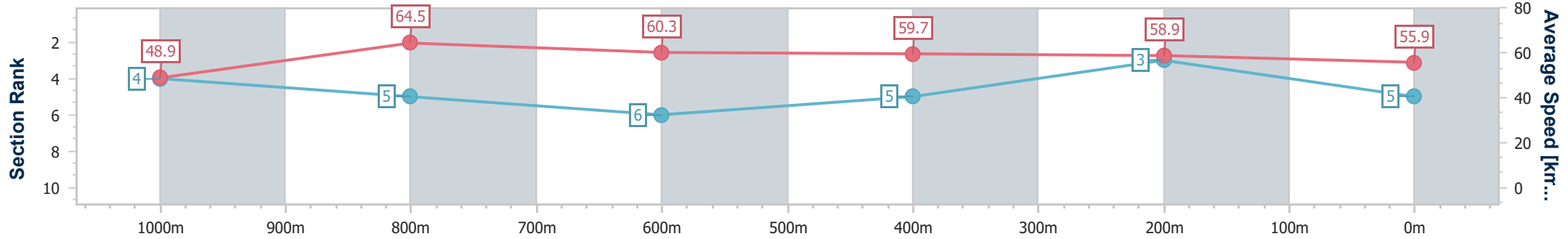
Toowoomba QLD Professional  
Race 7: WIN TELEVISION QTIS Three-Year-Old Maiden Plate - 1200m



20 May 2023 - 20:17

Track Rating: Good 4, Weather: Fine, Rail Position: +5m Entire

Section	Overall	1000m	800m	600m	400m	200m
Section Times	1:15.31 [5] (0:14.73)	1:00.58 [4] (0:11.22)	0:49.36 [5] (0:12.00)	0:37.36 [6] (0:12.21)	0:25.15 [5] (0:12.28)	0:12.87 [3] (0:12.87)
Average Speed [km/h]	48.9	64.5	60.3	59.7	58.9	55.9
Top Speed [km/h]	63.7	65.7	62.8	61.7	60.6	58.1
Avg. Dist. to Rail [m]	4.8	1.1	1.7	2.2	2.1	2.9
Avg. Stride Freq. [Hz]	2.2	2.4	2.3	2.2	2.3	2.3
Avg. Stride Length [m]	6.1	7.6	7.3	7.3	7.1	6.7



- [ ] Ranking at each section and finish
- .-.- No data available at this section
- NA No data available



Horse/Jockey Name	The Snuggler
Final Rank	6
Fastest Section Time (Section)	0:11.40 (1000m)
Top Speed [km/h] (Section)	65.4 (Overall)
Race State	Finished



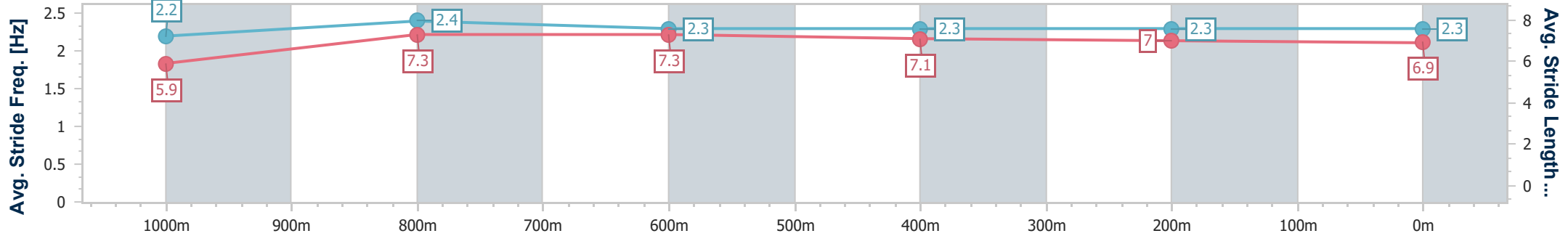
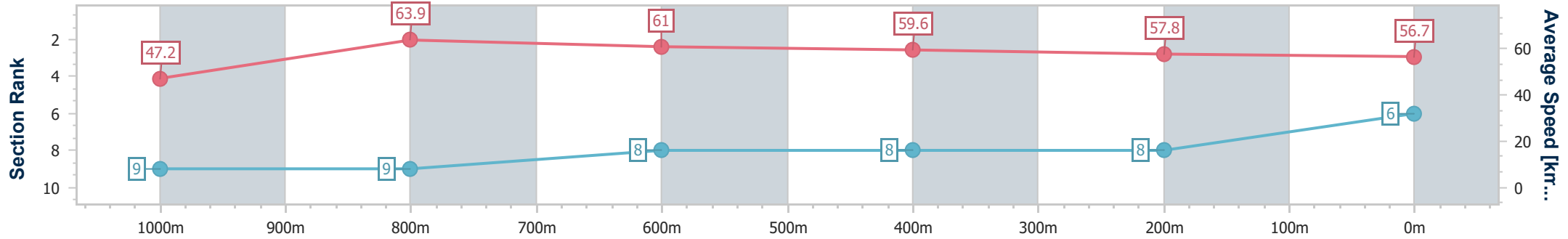
Toowoomba QLD Professional  
Race 7: WIN TELEVISION QTIS Three-Year-Old Maiden Plate - 1200m



20 May 2023 - 20:17

Track Rating: Good 4, Weather: Fine, Rail Position: +5m Entire

Section	Overall	1000m	800m	600m	400m	200m
Section Times	1:15.85 [6] (0:15.26)	1:00.59 [9] (0:11.40)	0:49.19 [9] (0:11.88)	0:37.31 [8] (0:12.14)	0:25.17 [8] (0:12.45)	0:12.72 [8] (0:12.72)
Average Speed [km/h]	47.2	63.9	61.0	59.6	57.8	56.7
Top Speed [km/h]	65.4	65.0	64.1	62.2	58.7	57.5
Avg. Dist. to Rail [m]	4.9	3.4	2.0	0.7	0.8	4.0
Avg. Stride Freq. [Hz]	2.2	2.4	2.3	2.3	2.3	2.3
Avg. Stride Length [m]	5.9	7.3	7.3	7.1	7.0	6.9



- [ ] Ranking at each section and finish
- .-.- No data available at this section
- NA No data available



Horse/Jockey Name	All I Want Is You
Final Rank	7
Fastest Section Time (Section)	0:11.25 (1000m)
Top Speed [km/h] (Section)	66.3 (Overall)
Race State	Finished



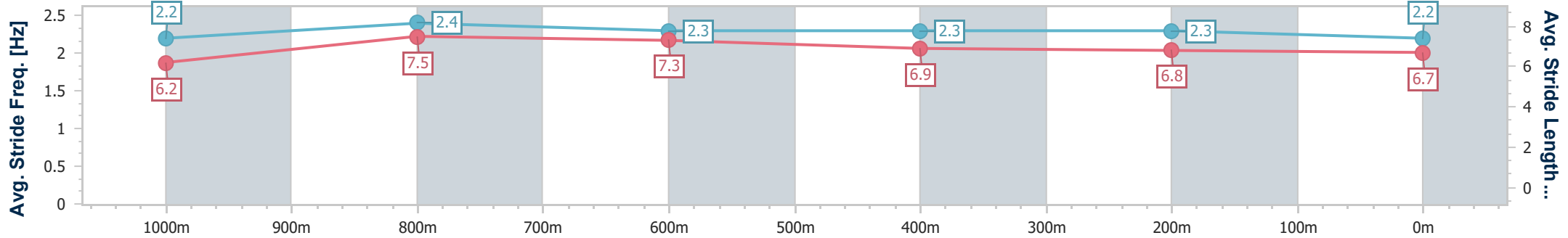
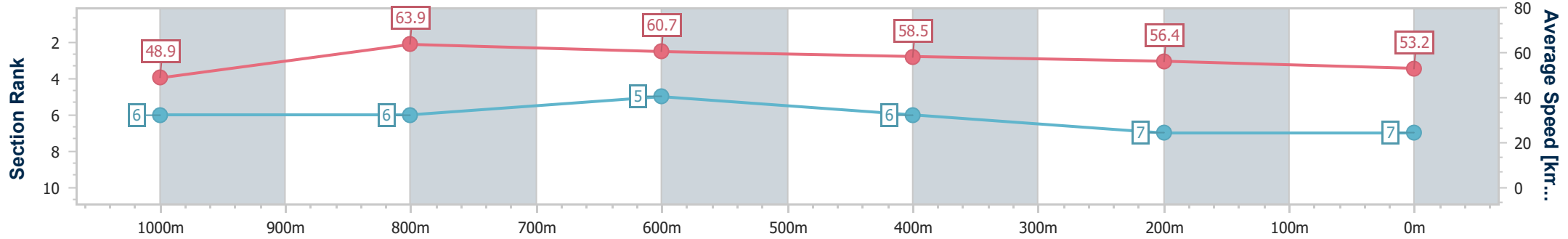
Toowoomba QLD Professional  
Race 7: WIN TELEVISION QTIS Three-Year-Old Maiden Plate - 1200m



20 May 2023 - 20:17

Track Rating: Good 4, Weather: Fine, Rail Position: +5m Entire

Section	Overall	1000m	800m	600m	400m	200m
Section Times	1:16.30 [7] (0:14.74)	1:01.56 [6] (0:11.25)	0:50.31 [6] (0:11.85)	0:38.46 [5] (0:12.23)	0:26.23 [6] (0:12.72)	0:13.51 [7] (0:13.51)
Average Speed [km/h]	48.9	63.9	60.7	58.5	56.4	53.2
Top Speed [km/h]	66.3	65.9	61.7	60.5	58.2	55.3
Avg. Dist. to Rail [m]	4.0	0.4	0.5	1.1	0.8	0.3
Avg. Stride Freq. [Hz]	2.2	2.4	2.3	2.3	2.3	2.2
Avg. Stride Length [m]	6.2	7.5	7.3	6.9	6.8	6.7



- [ ] Ranking at each section and finish
- .-.- No data available at this section
- NA No data available





Horse/Jockey Name	Ruby Loves Carrots
Final Rank	8
Fastest Section Time (Section)	0:11.62 (1000m)
Top Speed [km/h] (Section)	63.2 (Overall)
Race State	Finished



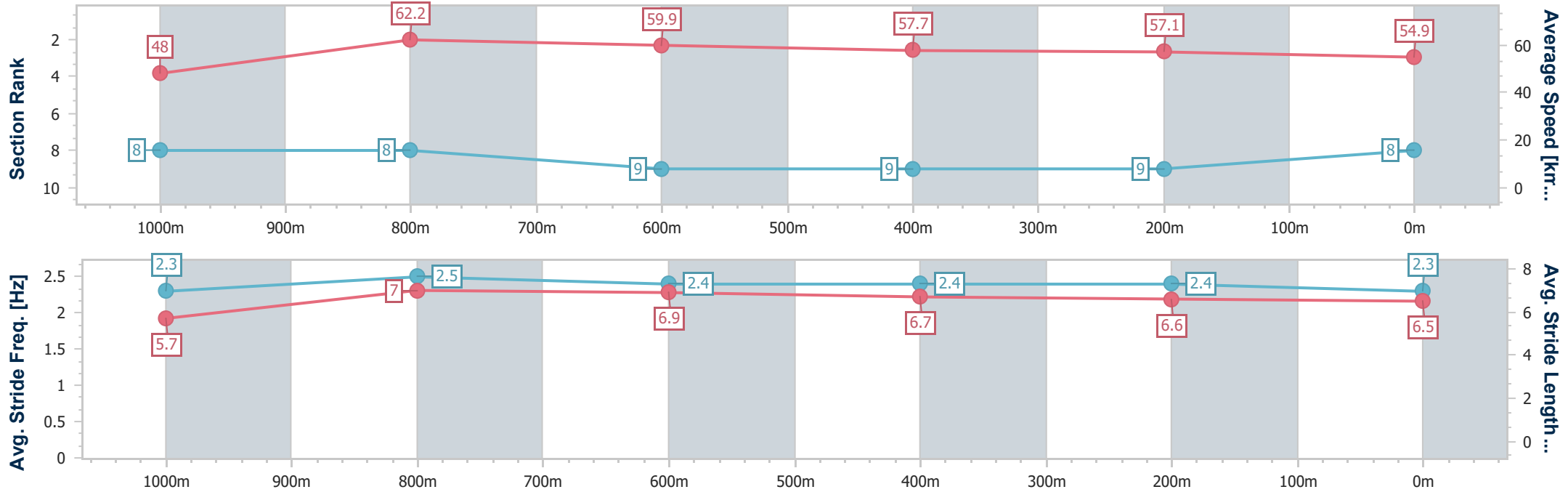
Toowoomba QLD Professional  
Race 7: WIN TELEVISION QTIS Three-Year-Old Maiden Plate - 1200m



20 May 2023 - 20:17

Track Rating: Good 4, Weather: Fine, Rail Position: +5m Entire

Section	Overall	1000m	800m	600m	400m	200m
Section Times	1:16.76 [8] (0:14.99)	1:01.77 [8] (0:11.62)	0:50.15 [8] (0:12.01)	0:38.14 [9] (0:12.47)	0:25.67 [9] (0:12.60)	0:13.07 [9] (0:13.07)
Average Speed [km/h]	48.0	62.2	59.9	57.7	57.1	54.9
Top Speed [km/h]	63.2	63.2	62.5	58.7	58.2	57.1
Avg. Dist. to Rail [m]	1.5	0.8	0.4	0.3	0.4	1.7
Avg. Stride Freq. [Hz]	2.3	2.5	2.4	2.4	2.4	2.3
Avg. Stride Length [m]	5.7	7.0	6.9	6.7	6.6	6.5



- [ ] Ranking at each section and finish
- .-.- No data available at this section
- NA No data available



Horse/Jockey Name	Fellowship
Final Rank	9
Fastest Section Time (Section)	0:11.11 (1000m)
Top Speed [km/h] (Section)	67.9 (Overall)
Race State	Finished



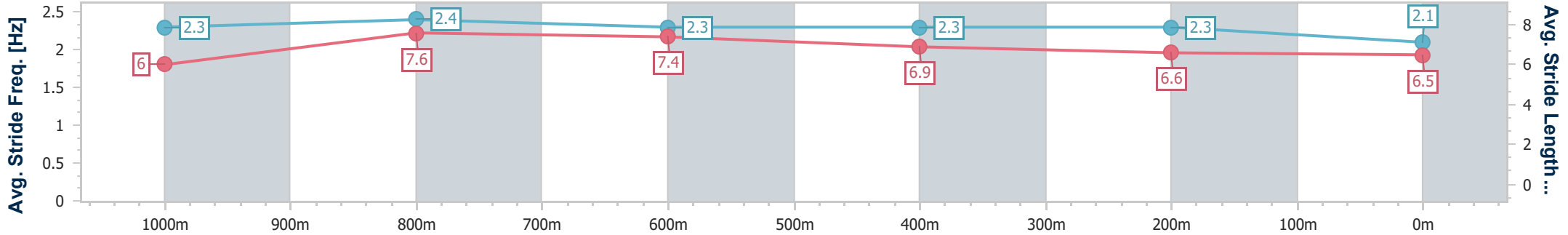
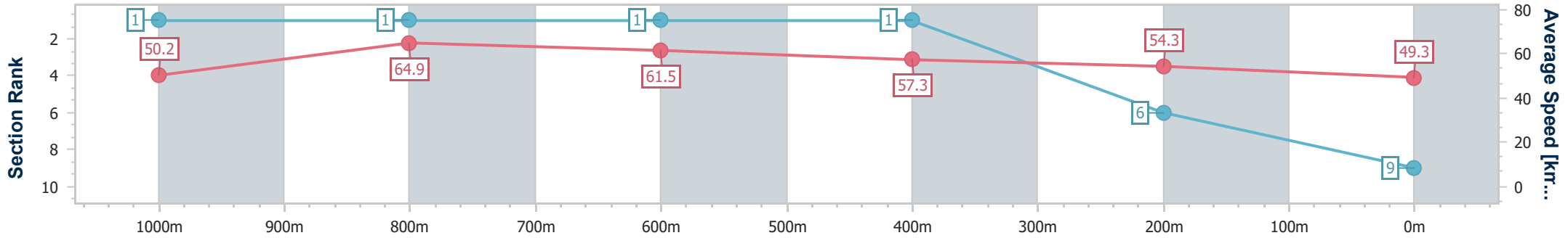
Toowoomba QLD Professional  
Race 7: WIN TELEVISION QTIS Three-Year-Old Maiden Plate - 1200m



20 May 2023 - 20:17

Track Rating: Good 4, Weather: Fine, Rail Position: +5m Entire

Section	Overall	1000m	800m	600m	400m	200m
Section Times	1:17.37 [9] (0:14.33)	1:03.04 [1] (0:11.11)	0:51.93 [1] (0:11.68)	0:40.25 [1] (0:12.46)	0:27.79 [1] (0:13.23)	0:14.56 [6] (0:14.56)
Average Speed [km/h]	50.2	64.9	61.5	57.3	54.3	49.3
Top Speed [km/h]	67.9	66.4	62.5	59.8	56.2	52.4
Avg. Dist. to Rail [m]	2.8	0.5	0.5	1.3	1.2	1.3
Avg. Stride Freq. [Hz]	2.3	2.4	2.3	2.3	2.3	2.1
Avg. Stride Length [m]	6.0	7.6	7.4	6.9	6.6	6.5



- [ ] Ranking at each section and finish
- .-.- No data available at this section
- NA No data available