



Sunshine Coast QLD Professional

Race 4: LANDSBOROUGH HOTEL Class 1 Handicap - 1800m

21 May 2023 - 12:59



Track Rating: Soft 6, Weather: Fine, Rail Position: +6m

Section		Overall	1600m	1400m	1200m	1000m	800m	600m	Last 600m					
Field Times		1:50.10 (0:13.70)	1:36.40 (0:11.58)	1:24.82 (0:11.87)	1:12.95 (0:11.73)	1:01.22 (0:12.27)	0:48.95 (0:12.19)	0:36.76 (0:12.28)	0:36.76					
Rank	TAB	Horse/Jockey	Barrier	Top Speed [km/h]	Fastest Section								Distance Travelled [m]	
1	5	AMOKURA Andrew Mallyon	4	63.7 600m	0:11.62 400m	1:50.10 [1] (0:14.10)	1:36.00 [5] (0:11.81)	1:24.19 [7] (0:12.05)	1:12.14 [8] (0:12.00)	1:00.14 [8] (0:12.12)	0:48.02 [9] (0:12.16)	0:35.86 [10] (0:11.74)	0:35.86	
2	3	COLLEAGUES Ryan Maloney	7	62.5 1600m	0:11.67 1600m	1:50.45 [2] (0:13.87)	1:36.58 [2] (0:11.67)	1:24.91 [3] (0:11.90)	1:13.01 [4] (0:11.90)	1:01.11 [3] (0:12.19)	0:48.92 [3] (0:12.08)	0:36.84 [4] (0:12.05)	0:36.84	-10
3	1	CHAYSE 'N' ARTIE Danny Peisley	8	62.9 800m	0:11.70 1600m	1:50.72 [3] (0:14.02)	1:36.70 [3] (0:11.70)	1:25.00 [5] (0:12.00)	1:13.00 [5] (0:12.03)	1:00.97 [5] (0:12.17)	0:48.80 [5] (0:12.05)	0:36.75 [5] (0:11.88)	0:36.75	-7
4	11	ROMAN DAGGER Les Tilley	1	63.3 1400m	0:11.84 1600m	1:50.90 [4] (0:14.17)	1:36.73 [6] (0:11.84)	1:24.89 [8] (0:11.90)	1:12.99 [6] (0:11.99)	1:01.00 [6] (0:12.08)	0:48.92 [7] (0:12.15)	0:36.77 [7] (0:12.17)	0:36.77	-12
5	6	COURS VITE Jake Bayliss	15	64.4 1600m	0:11.44 1600m	1:51.00 [5] (0:14.07)	1:36.93 [4] (0:11.44)	1:25.49 [2] (0:11.88)	1:13.61 [3] (0:11.96)	1:01.65 [4] (0:12.18)	0:49.47 [4] (0:12.05)	0:37.42 [3] (0:12.15)	0:37.42	-1
6	4	DARK TANGENT Jaden Lloyd	3	64.3 1600m	0:11.47 1600m	1:51.17 [6] (0:14.66)	1:36.51 [11] (0:11.47)	1:25.04 [9] (0:11.92)	1:13.12 [9] (0:12.11)	1:01.01 [10] (0:12.03)	0:48.98 [10] (0:11.97)	0:37.01 [8] (0:11.67)	0:37.01	-10
7	15	DREAM CANDY Alisha Donald	6	63.8 1600m	0:11.65 1600m	1:51.45 [7] (0:14.22)	1:37.23 [7] (0:11.65)	1:25.58 [6] (0:12.07)	1:13.51 [7] (0:12.00)	1:01.51 [7] (0:12.01)	0:49.50 [6] (0:12.04)	0:37.46 [6] (0:11.98)	0:37.46	-2
8	10	RABBIT STU Ben Thompson	12	64.0 1600m	0:11.73 1600m	1:51.54 [8] (0:14.41)	1:37.13 [9] (0:11.73)	1:25.40 [10] (0:11.94)	1:13.46 [10] (0:12.02)	1:01.44 [9] (0:11.97)	0:49.47 [8] (0:12.12)	0:37.35 [9] (0:12.07)	0:37.35	+3
9	13	BIG HITTER Taylor Marshall	13	64.2 1600m	0:11.58 1600m	1:51.94 [9] (0:14.63)	1:37.31 [10] (0:11.58)	1:25.73 [11] (0:12.03)	1:13.70 [11] (0:12.04)	1:01.66 [11] (0:12.07)	0:49.59 [11] (0:12.26)	0:37.33 [11] (0:11.91)	0:37.33	+1
10	9	TEXAS HOLD'EM Marnu Potgieter	5	65.5 1600m	0:11.32 1600m	1:52.28 [10] (0:14.38)	1:37.90 [8] (0:11.32)	1:26.58 [4] (0:11.50)	1:15.08 [2] (0:11.78)	1:03.30 [2] (0:12.21)	0:51.09 [2] (0:12.18)	0:38.91 [2] (0:12.39)	0:38.91	-5

Scratched: Kowloon Gem (#7), Amber Blonde (#16), Chosen Distance (#17), Let's Prosper (#18)

[] Ranking at each section and finish
 -:-:- No data available at this section
 NA No data available

SCN Saddle cloth number
 DNF Did not finish
 DNT Did not track



Sunshine Coast QLD Professional

Race 4: LANDSBOROUGH HOTEL Class 1 Handicap - 1800m

21 May 2023 - 12:59



Track Rating: Soft 6, Weather: Fine, Rail Position: +6m

Section	Overall	1600m	1400m	1200m	1000m	800m	600m	Last 600m						
Field Times	1:50.10 (0:13.70)	1:36.40 (0:11.58)	1:24.82 (0:11.87)	1:12.95 (0:11.73)	1:01.22 (0:12.27)	0:48.95 (0:12.19)	0:36.76 (0:12.28)	0:36.76						
Rank	TAB	Horse/Jockey	Barrier	Top Speed [km/h]	Fastest Section									Distance Travelled [m]
11	14	HELL OF A PRINCE Nathan Thomas	9	63.3 Overall	0:11.58 1600m	1:52.64 [11] (0:13.70)	1:38.94 [1] (0:11.58)	1:27.36 [1] (0:11.87)	1:15.49 [1] (0:11.73)	1:03.76 [1] (0:12.27)	0:51.49 [1] (0:12.19)	0:39.30 [1] (0:12.28)	0:39.30	-10
12	2	ENJOUÉE Cejay Graham	17	62.9 1600m	0:11.91 1600m	1:52.77 [12] (0:14.95)	1:37.82 [14] (0:11.91)	1:25.91 [14] (0:12.06)	1:13.85 [14] (0:12.18)	1:01.67 [14] (0:11.93)	0:49.74 [14] (0:12.22)	0:37.52 [14] (0:12.13)	0:37.52	-6
13	8	LOVEMETENDER Samantha Collett	18	63.6 1600m	0:11.53 1600m	1:52.96 [13] (0:14.89)	1:38.07 [13] (0:11.53)	1:26.54 [12] (0:11.94)	1:14.60 [12] (0:12.14)	1:02.46 [12] (0:12.01)	0:50.45 [12] (0:12.21)	0:38.24 [12] (0:12.15)	0:38.24	-9
14	12	CHOIR Andrew Spinks	16	63.0 1600m	0:11.85 1600m	1:53.35 [14] (0:14.66)	1:38.69 [12] (0:11.85)	1:26.84 [13] (0:11.96)	1:14.88 [13] (0:12.05)	1:02.83 [13] (0:12.01)	0:50.82 [13] (0:12.22)	0:38.60 [13] (0:12.49)	0:38.60	-2

Scratched: Kowloon Gem (#7), Amber Blonde (#16), Chosen Distance (#17), Let's Prosper (#18)

[] Ranking at each section and finish
 -:-:-:- No data available at this section
 NA No data available

SCN Saddle cloth number
 DNF Did not finish
 DNT Did not track



Sunshine Coast QLD Professional

Race 4: LANDSBOROUGH HOTEL Class 1 Handicap - 1800m



21 May 2023 - 12:59

Track Rating: Soft 6, Weather: Fine, Rail Position: +6m

Section				400m	200m			Last 600m		
Field Times				0:24.48 (0:11.98)	0:12.50 (0:12.50)			0:36.76		
Rank	TAB	Horse/Jockey	Barrier	Top Speed [km/h]	Fastest Section	Margin				Distance Travelled [m]
1	5	AMOKURA Andrew Mallyon	4	63.7 600m	0:11.62 400m	0:24.12 [8] (0:11.62)	0:12.50 [1] (0:12.50)	1:50.10	0:35.86	
2	3	COLLEAGUES Ryan Maloney	7	62.5 1600m	0:11.67 1600m	0:24.79 [2] (0:12.03)	0:12.76 [2] (0:12.76)	2L	0:36.84	-10
3	1	CHAYSE 'N' ARTIE Danny Peisley	8	62.9 800m	0:11.70 1600m	0:24.87 [6] (0:12.23)	0:12.64 [5] (0:12.64)	3.5L	0:36.75	-7
4	11	ROMAN DAGGER Les Tilley	1	63.3 1400m	0:11.84 1600m	0:24.60 [10] (0:12.16)	0:12.44 [9] (0:12.44)	4.5L	0:36.77	-12
5	6	COURS VITE Jake Bayliss	15	64.4 1600m	0:11.44 1600m	0:25.27 [3] (0:12.09)	0:13.18 [3] (0:13.18)	4.9L	0:37.42	-1
6	4	DARK TANGENT Jaden Lloyd	3	64.3 1600m	0:11.47 1600m	0:25.34 [5] (0:12.02)	0:13.32 [4] (0:13.32)	5.9L	0:37.01	-10
7	15	DREAM CANDY Alisha Donald	6	63.8 1600m	0:11.65 1600m	0:25.48 [7] (0:12.18)	0:13.30 [6] (0:13.30)	7.4L	0:37.46	-2
8	10	RABBIT STU Ben Thompson	12	64.0 1600m	0:11.73 1600m	0:25.28 [9] (0:12.15)	0:13.13 [8] (0:13.13)	7.8L	0:37.35	+3
9	13	BIG HITTER Taylor Marshall	13	64.2 1600m	0:11.58 1600m	0:25.42 [11] (0:12.05)	0:13.37 [11] (0:13.37)	10.1L	0:37.33	+1
10	9	TEXAS HOLD'EM Marnu Potgieter	5	65.5 1600m	0:11.32 1600m	0:26.52 [4] (0:12.77)	0:13.75 [10] (0:13.75)	12.1L	0:38.91	-5

Scratched: Kowloon Gem (#7), Amber Blonde (#16), Chosen Distance (#17), Let's Prosper (#18)

[] Ranking at each section and finish
 -:-:- No data available at this section
 NA No data available

SCN Saddle cloth number
 DNF Did not finish
 DNT Did not track



Sunshine Coast QLD Professional
Race 4: LANDSBOROUGH HOTEL Class 1 Handicap - 1800m
 21 May 2023 - 12:59



Track Rating: Soft 6, Weather: Fine, Rail Position: +6m

Section				400m	200m			Last 600m		
Field Times				0:24.48 (0:11.98)	0:12.50 (0:12.50)			0:36.76		
Rank	TAB	Horse/Jockey	Barrier	Top Speed [km/h]	Fastest Section	Margin				Distance Travelled [m]
11	14	HELL OF A PRINCE Nathan Thomas	9	63.3 Overall	0:11.58 1600m	0:27.02 [1] (0:12.63)	0:14.39 [7] (0:14.39)	14.1L	0:39.30	-10
12	2	ENJOUÉE Cejay Graham	17	62.9 1600m	0:11.91 1600m	0:25.39 [14] (0:12.14)	0:13.25 [13] (0:13.25)	14.6L	0:37.52	-6
13	8	LOVEMETENDER Samantha Collett	18	63.6 1600m	0:11.53 1600m	0:26.09 [12] (0:12.48)	0:13.61 [12] (0:13.61)	15.6L	0:38.24	-9
14	12	CHOIR Andrew Spinks	16	63.0 1600m	0:11.85 1600m	0:26.11 [13] (0:12.35)	0:13.76 [14] (0:13.76)	17.9L	0:38.60	-2

Scratched: Kowloon Gem (#7), Amber Blonde (#16), Chosen Distance (#17), Let's Prosper (#18)

[] Ranking at each section and finish
 -:-:-:- No data available at this section
 NA No data available

SCN Saddle cloth number
 DNF Did not finish
 DNT Did not track



Horse/Jockey Name	Amokura
Final Rank	1
Fastest Section Time (Section)	0:11.62 (400m)
Top Speed [km/h] (Section)	63.7 (600m)
Race State	Finished



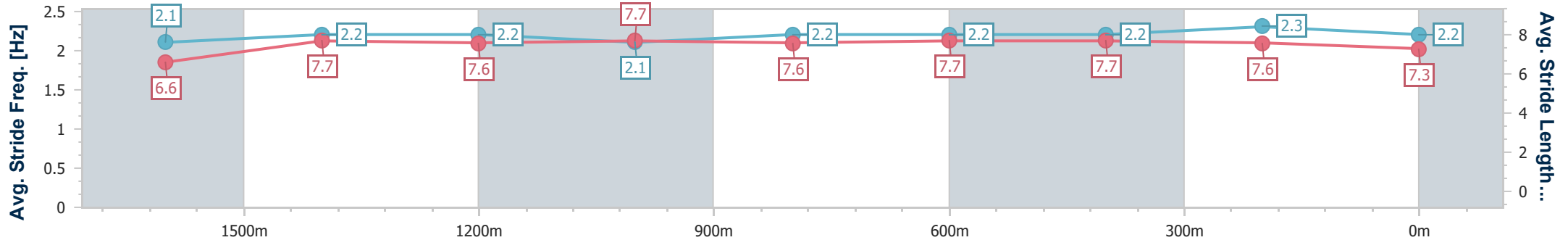
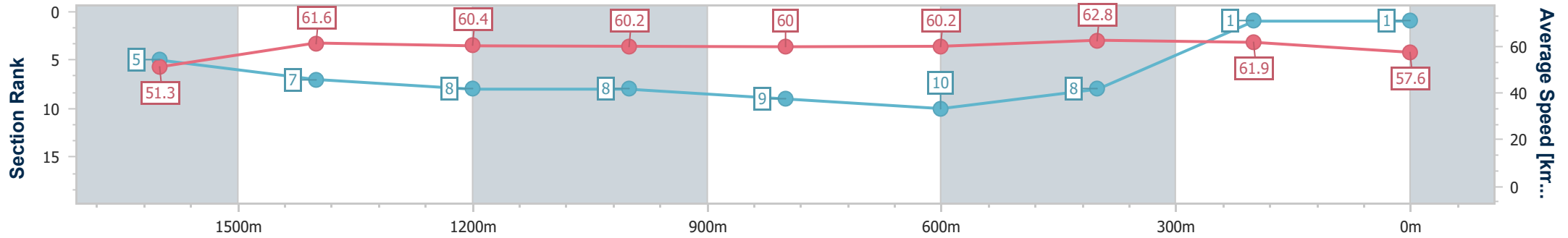
Sunshine Coast QLD Professional
Race 4: LANDSBOROUGH HOTEL Class 1 Handicap - 1800m



21 May 2023 - 12:59

Track Rating: Soft 6, Weather: Fine, Rail Position: +6m

Section	Overall	1600m	1400m	1200m	1000m	800m	600m	400m	200m
Section Times	1:50.10 [1] (0:14.10)	1:36.00 [5] (0:11.81)	1:24.19 [7] (0:12.05)	1:12.14 [8] (0:12.00)	1:00.14 [8] (0:12.12)	0:48.02 [9] (0:12.16)	0:35.86 [10] (0:11.74)	0:24.12 [8] (0:11.62)	0:12.50 [1] (0:12.50)
Average Speed [km/h]	51.3	61.6	60.4	60.2	60.0	60.2	62.8	61.9	57.6
Top Speed [km/h]	63.3	63.5	62.4	61.2	60.9	62.5	63.7	63.4	61.0
Avg. Dist. to Rail [m]	2.7	3.6	4.0	4.0	3.8	3.0	4.1	8.3	7.9
Avg. Stride Freq. [Hz]	2.1	2.2	2.2	2.1	2.2	2.2	2.2	2.3	2.2
Avg. Stride Length [m]	6.6	7.7	7.6	7.7	7.6	7.7	7.7	7.6	7.3



- [] Ranking at each section and finish
- .-.- No data available at this section
- NA No data available



Horse/Jockey Name	Colleagues
Final Rank	2
Fastest Section Time (Section)	0:11.67 (1600m)
Top Speed [km/h] (Section)	62.5 (1600m)
Race State	Finished



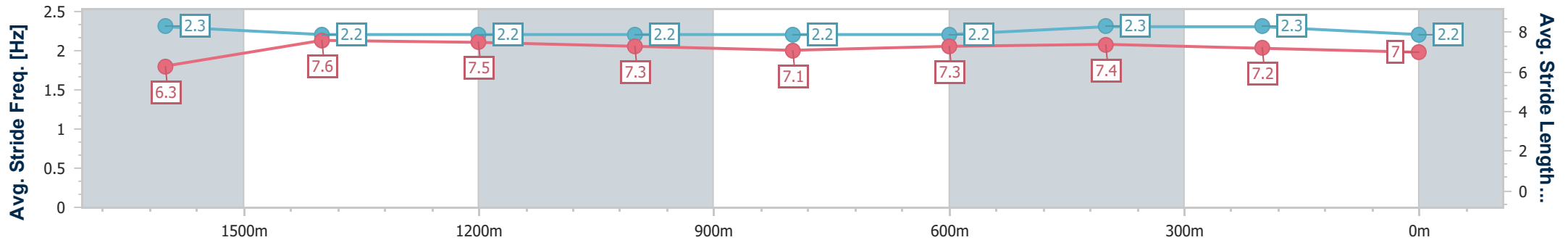
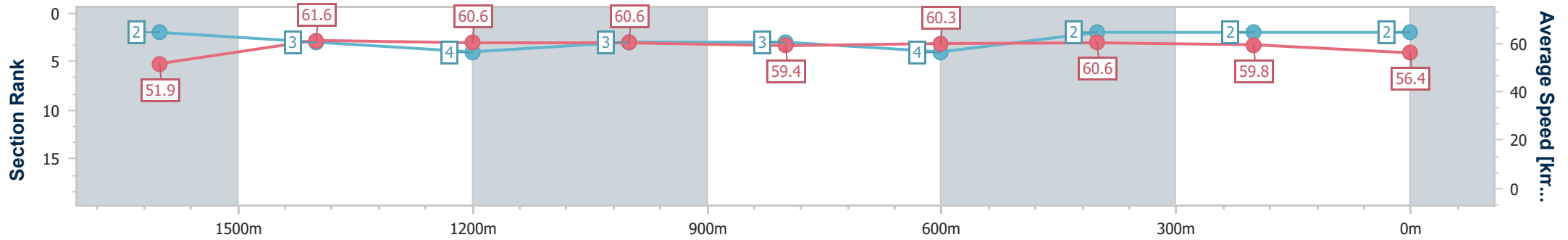
Sunshine Coast QLD Professional
Race 4: LANDSBOROUGH HOTEL Class 1 Handicap - 1800m



21 May 2023 - 12:59

Track Rating: Soft 6, Weather: Fine, Rail Position: +6m

Section	Overall	1600m	1400m	1200m	1000m	800m	600m	400m	200m
Section Times	1:50.45 [2] (0:13.87)	1:36.58 [2] (0:11.67)	1:24.91 [3] (0:11.90)	1:13.01 [4] (0:11.90)	1:01.11 [3] (0:12.19)	0:48.92 [3] (0:12.08)	0:36.84 [4] (0:12.05)	0:24.79 [2] (0:12.03)	0:12.76 [2] (0:12.76)
Average Speed [km/h]	51.9	61.6	60.6	60.6	59.4	60.3	60.6	59.8	56.4
Top Speed [km/h]	62.0	62.5	62.3	61.3	60.5	61.9	61.3	60.7	58.7
Avg. Dist. to Rail [m]	2.7	0.3	0.6	2.0	2.2	2.1	2.3	3.8	5.2
Avg. Stride Freq. [Hz]	2.3	2.2	2.2	2.2	2.2	2.2	2.3	2.3	2.2
Avg. Stride Length [m]	6.3	7.6	7.5	7.3	7.1	7.3	7.4	7.2	7.0



- [] Ranking at each section and finish
- .-.- No data available at this section
- NA No data available



Horse/Jockey Name	Chayse 'N' Artie
Final Rank	3
Fastest Section Time (Section)	0:11.70 (1600m)
Top Speed [km/h] (Section)	62.9 (800m)
Race State	Finished



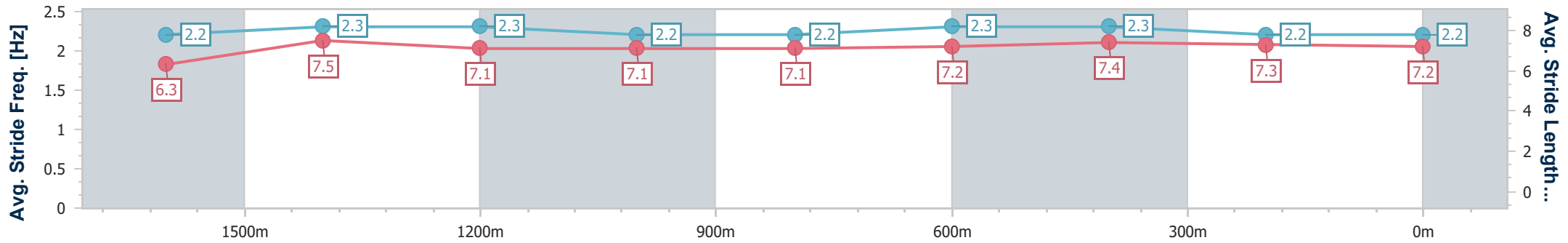
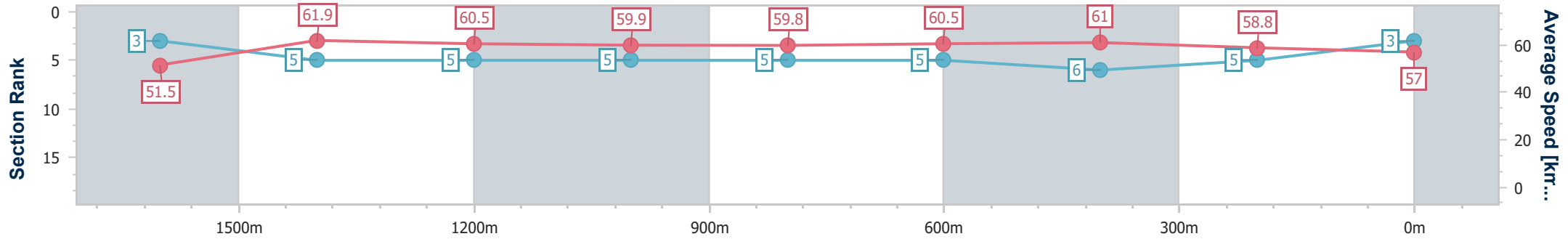
Sunshine Coast QLD Professional
Race 4: LANDSBOROUGH HOTEL Class 1 Handicap - 1800m



21 May 2023 - 12:59

Track Rating: Soft 6, Weather: Fine, Rail Position: +6m

Section	Overall	1600m	1400m	1200m	1000m	800m	600m	400m	200m
Section Times	1:50.72 [3] (0:14.02)	1:36.70 [3] (0:11.70)	1:25.00 [5] (0:12.00)	1:13.00 [5] (0:12.03)	1:00.97 [5] (0:12.17)	0:48.80 [5] (0:12.05)	0:36.75 [5] (0:11.88)	0:24.87 [6] (0:12.23)	0:12.64 [5] (0:12.64)
Average Speed [km/h]	51.5	61.9	60.5	59.9	59.8	60.5	61.0	58.8	57.0
Top Speed [km/h]	60.8	62.5	62.6	60.8	60.8	62.9	62.4	59.7	58.8
Avg. Dist. to Rail [m]	3.7	1.8	3.1	3.3	2.9	2.4	1.0	1.9	3.4
Avg. Stride Freq. [Hz]	2.2	2.3	2.3	2.2	2.2	2.3	2.3	2.2	2.2
Avg. Stride Length [m]	6.3	7.5	7.1	7.1	7.1	7.2	7.4	7.3	7.2



- [] Ranking at each section and finish
- .-.- No data available at this section
- NA No data available



Horse/Jockey Name	Roman Dagger
Final Rank	4
Fastest Section Time (Section)	0:11.84 (1600m)
Top Speed [km/h] (Section)	63.3 (1400m)
Race State	Finished



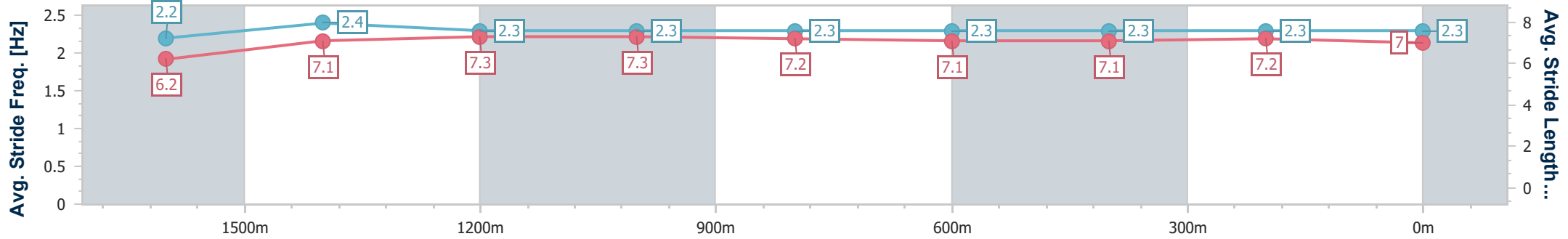
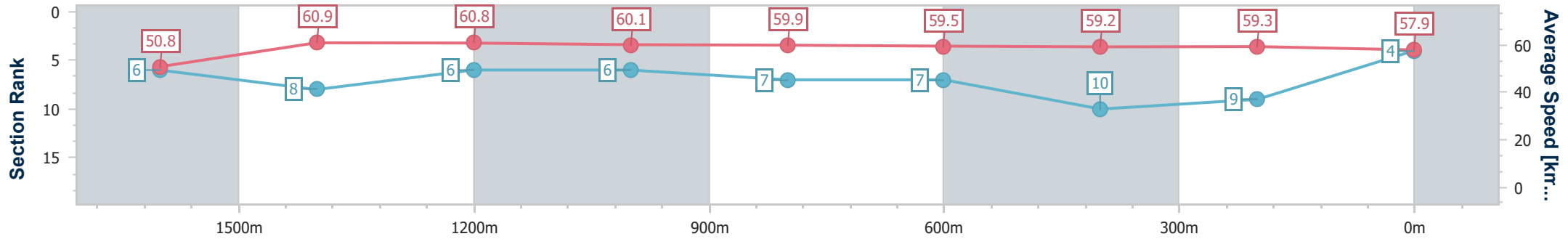
Sunshine Coast QLD Professional
Race 4: LANDSBOROUGH HOTEL Class 1 Handicap - 1800m



21 May 2023 - 12:59

Track Rating: Soft 6, Weather: Fine, Rail Position: +6m

Section	Overall	1600m	1400m	1200m	1000m	800m	600m	400m	200m			
Section Times	1:50.90 [4] (0:14.17)	1:36.73 [6] (0:11.84)	1:24.89 [8] (0:11.90)	1:12.99 [6] (0:11.99)	1:01.00 [6] (0:12.08)	0:48.92 [7] (0:12.15)	0:36.77 [7] (0:12.17)	0:24.60 [10] (0:12.16)	0:12.44 [9] (0:12.44)			
Average Speed [km/h]	50.8	60.9	60.8	60.1	59.9	59.5	59.2	59.3	57.9			
Top Speed [km/h]	63.0	63.3	63.3	61.2	61.1	60.8	61.1	60.1	58.9			
Avg. Dist. to Rail [m]	0.7	0.9	1.6	1.6	1.7	0.6	0.5	3.4	4.3			
Avg. Stride Freq. [Hz]	2.2	2.4	2.3	2.3	2.3	2.3	2.3	2.3	2.3			
Avg. Stride Length [m]	6.2	7.1	7.3	7.3	7.2	7.1	7.1	7.2	7.0			



- [] Ranking at each section and finish
- .-.- No data available at this section
- NA No data available



Horse/Jockey Name	Cours Vite
Final Rank	5
Fastest Section Time (Section)	0:11.44 (1600m)
Top Speed [km/h] (Section)	64.4 (1600m)
Race State	Finished



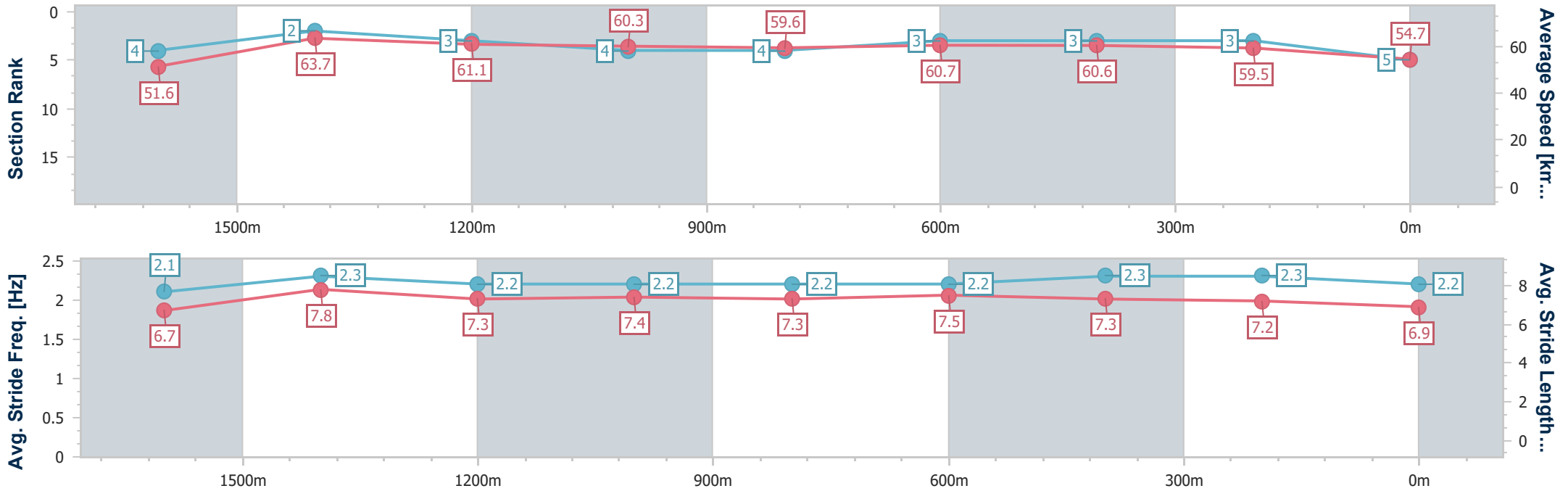
Sunshine Coast QLD Professional
Race 4: LANDSBOROUGH HOTEL Class 1 Handicap - 1800m



21 May 2023 - 12:59

Track Rating: Soft 6, Weather: Fine, Rail Position: +6m

Section	Overall	1600m	1400m	1200m	1000m	800m	600m	400m	200m
Section Times	1:51.00 [5] (0:14.07)	1:36.93 [4] (0:11.44)	1:25.49 [2] (0:11.88)	1:13.61 [3] (0:11.96)	1:01.65 [4] (0:12.18)	0:49.47 [4] (0:12.05)	0:37.42 [3] (0:12.15)	0:25.27 [3] (0:12.09)	0:13.18 [3] (0:13.18)
Average Speed [km/h]	51.6	63.7	61.1	60.3	59.6	60.7	60.6	59.5	54.7
Top Speed [km/h]	63.4	64.4	63.2	60.8	60.1	62.7	61.2	60.6	57.8
Avg. Dist. to Rail [m]	6.9	3.3	3.2	3.3	3.0	2.7	3.5	5.2	6.5
Avg. Stride Freq. [Hz]	2.1	2.3	2.2	2.2	2.2	2.2	2.3	2.3	2.2
Avg. Stride Length [m]	6.7	7.8	7.3	7.4	7.3	7.5	7.3	7.2	6.9



- [] Ranking at each section and finish
- .-.- No data available at this section
- NA No data available



Horse/Jockey Name	Dark Tangent
Final Rank	6
Fastest Section Time (Section)	0:11.47 (1600m)
Top Speed [km/h] (Section)	64.3 (1600m)
Race State	Finished



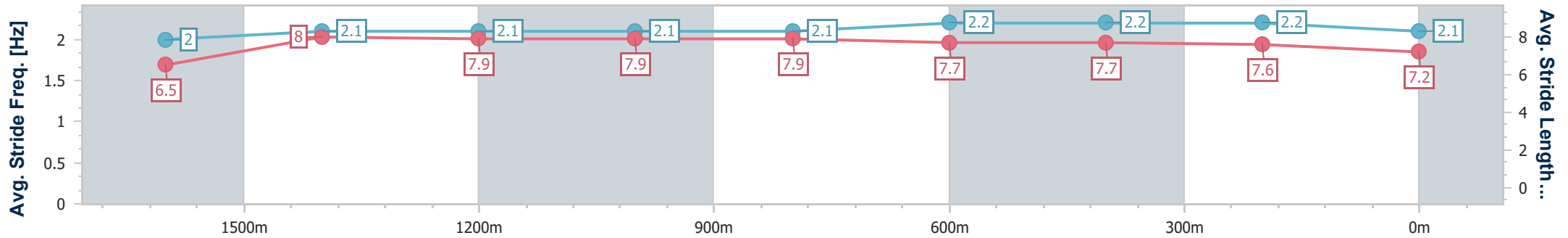
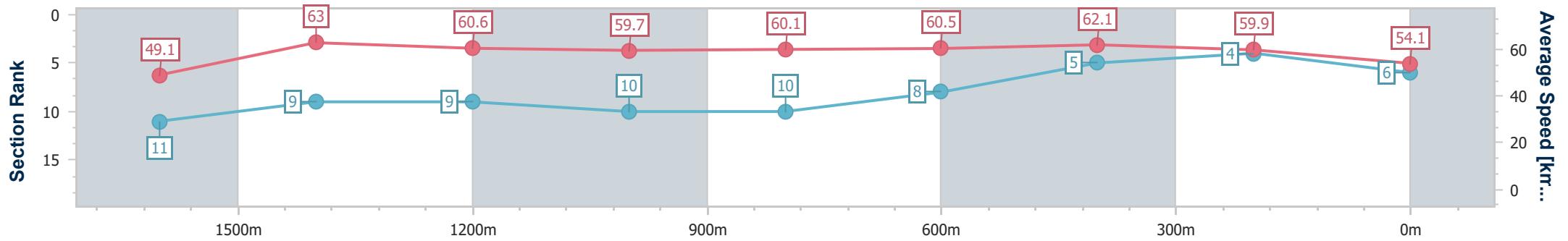
Sunshine Coast QLD Professional
Race 4: LANDSBOROUGH HOTEL Class 1 Handicap - 1800m



21 May 2023 - 12:59

Track Rating: Soft 6, Weather: Fine, Rail Position: +6m

Section	Overall	1600m	1400m	1200m	1000m	800m	600m	400m	200m
Section Times	1:51.17 [6] (0:14.66)	1:36.51 [11] (0:11.47)	1:25.04 [9] (0:11.92)	1:13.12 [9] (0:12.11)	1:01.01 [10] (0:12.03)	0:48.98 [10] (0:11.97)	0:37.01 [8] (0:11.67)	0:25.34 [5] (0:12.02)	0:13.32 [4] (0:13.32)
Average Speed [km/h]	49.1	63.0	60.6	59.7	60.1	60.5	62.1	59.9	54.1
Top Speed [km/h]	63.3	64.3	62.5	60.4	60.9	62.5	63.1	61.0	58.1
Avg. Dist. to Rail [m]	1.1	0.7	1.6	3.0	2.4	1.1	1.0	6.3	9.2
Avg. Stride Freq. [Hz]	2.0	2.1	2.1	2.1	2.1	2.2	2.2	2.2	2.1
Avg. Stride Length [m]	6.5	8.0	7.9	7.9	7.9	7.7	7.7	7.6	7.2



- [] Ranking at each section and finish
- .-.- No data available at this section
- NA No data available



Horse/Jockey Name	Dream Candy
Final Rank	7
Fastest Section Time (Section)	0:11.65 (1600m)
Top Speed [km/h] (Section)	63.8 (1600m)
Race State	Finished



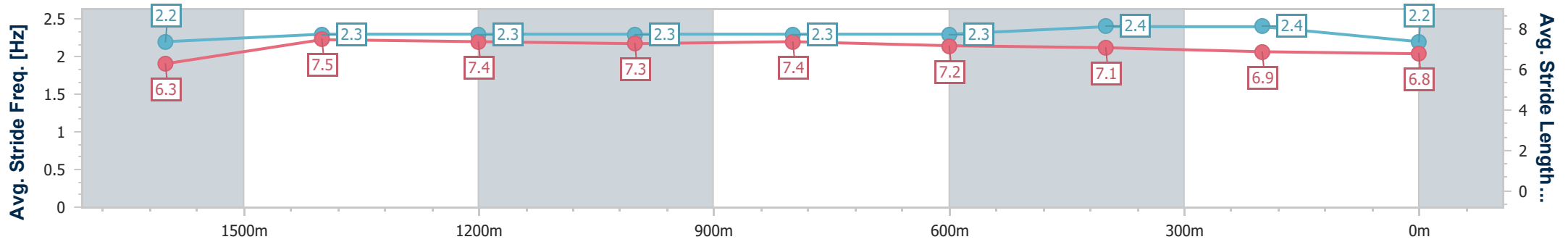
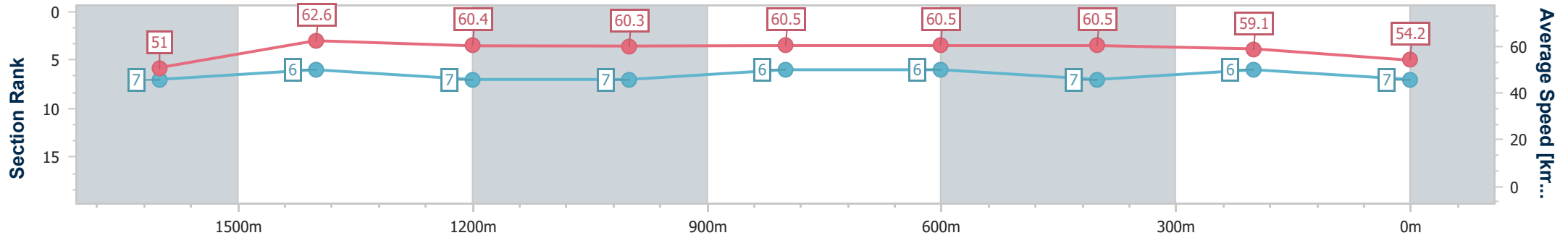
Sunshine Coast QLD Professional
Race 4: LANDBOROUGH HOTEL Class 1 Handicap - 1800m



21 May 2023 - 12:59

Track Rating: Soft 6, Weather: Fine, Rail Position: +6m

Section	Overall	1600m	1400m	1200m	1000m	800m	600m	400m	200m
Section Times	1:51.45 [7] (0:14.22)	1:37.23 [7] (0:11.65)	1:25.58 [6] (0:12.07)	1:13.51 [7] (0:12.00)	1:01.51 [7] (0:12.01)	0:49.50 [6] (0:12.04)	0:37.46 [6] (0:11.98)	0:25.48 [7] (0:12.18)	0:13.30 [6] (0:13.30)
Average Speed [km/h]	51.0	62.6	60.4	60.3	60.5	60.5	60.5	59.1	54.2
Top Speed [km/h]	62.8	63.8	62.2	61.9	61.7	63.1	62.3	61.8	57.1
Avg. Dist. to Rail [m]	4.1	3.6	5.2	4.8	3.9	1.9	1.4	6.8	7.2
Avg. Stride Freq. [Hz]	2.2	2.3	2.3	2.3	2.3	2.3	2.4	2.4	2.2
Avg. Stride Length [m]	6.3	7.5	7.4	7.3	7.4	7.2	7.1	6.9	6.8



- [] Ranking at each section and finish
- .-.- No data available at this section
- NA No data available



Horse/Jockey Name	Rabbit Stu
Final Rank	8
Fastest Section Time (Section)	0:11.73 (1600m)
Top Speed [km/h] (Section)	64.0 (1600m)
Race State	Finished



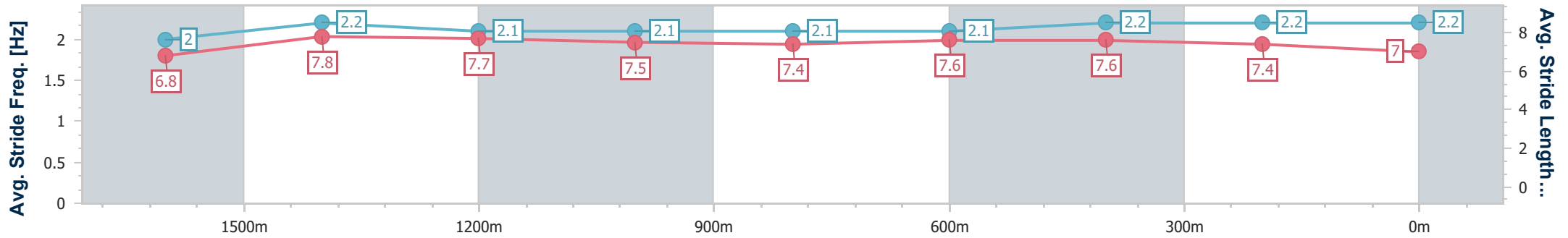
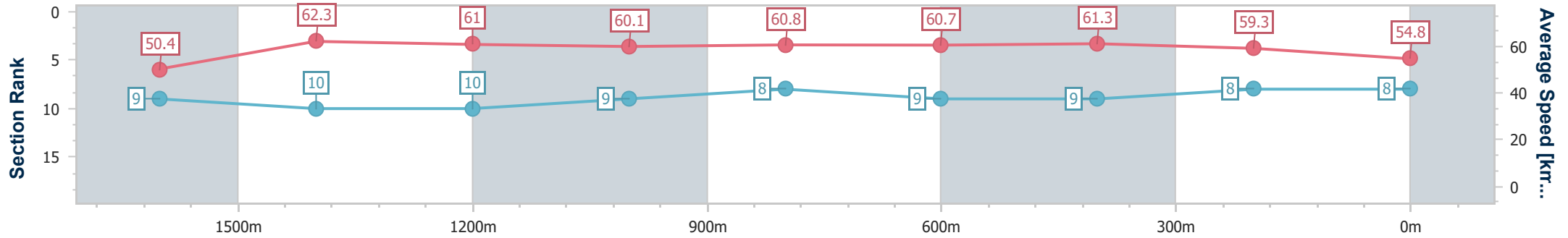
Sunshine Coast QLD Professional
Race 4: LANDSBOROUGH HOTEL Class 1 Handicap - 1800m



21 May 2023 - 12:59

Track Rating: Soft 6, Weather: Fine, Rail Position: +6m

Section	Overall	1600m	1400m	1200m	1000m	800m	600m	400m	200m			
Section Times	1:51.54 [8] (0:14.41)	1:37.13 [9] (0:11.73)	1:25.40 [10] (0:11.94)	1:13.46 [10] (0:12.02)	1:01.44 [9] (0:11.97)	0:49.47 [8] (0:12.12)	0:37.35 [9] (0:12.07)	0:25.28 [9] (0:12.15)	0:13.13 [8] (0:13.13)			
Average Speed [km/h]	50.4	62.3	61.0	60.1	60.8	60.7	61.3	59.3	54.8			
Top Speed [km/h]	61.2	64.0	62.6	60.9	61.4	63.2	63.5	60.9	57.4			
Avg. Dist. to Rail [m]	6.0	4.0	4.1	4.3	3.8	3.7	5.0	8.2	8.4			
Avg. Stride Freq. [Hz]	2.0	2.2	2.1	2.1	2.1	2.1	2.2	2.2	2.2			
Avg. Stride Length [m]	6.8	7.8	7.7	7.5	7.4	7.6	7.6	7.4	7.0			



- [] Ranking at each section and finish
- .-.- No data available at this section
- NA No data available



Horse/Jockey Name	Big Hitter
Final Rank	9
Fastest Section Time (Section)	0:11.58 (1600m)
Top Speed [km/h] (Section)	64.2 (1600m)
Race State	Finished



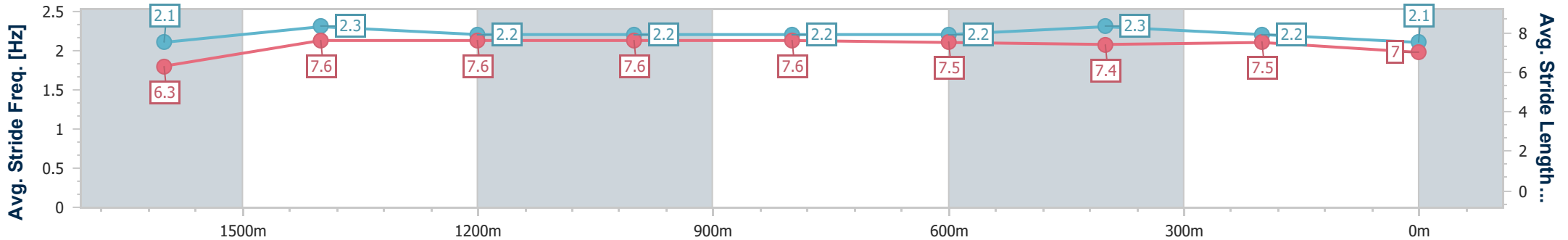
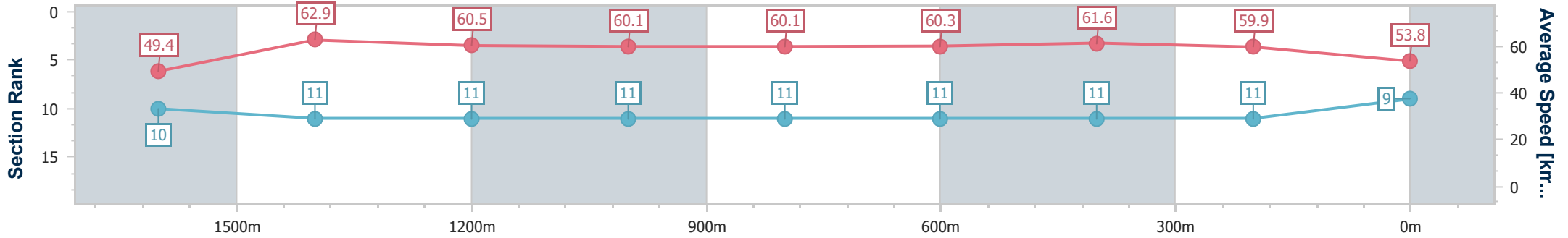
Sunshine Coast QLD Professional
Race 4: LANDSBOROUGH HOTEL Class 1 Handicap - 1800m



21 May 2023 - 12:59

Track Rating: Soft 6, Weather: Fine, Rail Position: +6m

Section	Overall	1600m	1400m	1200m	1000m	800m	600m	400m	200m
Section Times	1:51.94 [9] (0:14.63)	1:37.31 [10] (0:11.58)	1:25.73 [11] (0:12.03)	1:13.70 [11] (0:12.04)	1:01.66 [11] (0:12.07)	0:49.59 [11] (0:12.26)	0:37.33 [11] (0:11.91)	0:25.42 [11] (0:12.05)	0:13.37 [11] (0:13.37)
Average Speed [km/h]	49.4	62.9	60.5	60.1	60.1	60.3	61.6	59.9	53.8
Top Speed [km/h]	62.7	64.2	62.8	61.0	61.6	62.8	62.8	62.1	57.1
Avg. Dist. to Rail [m]	5.9	3.6	4.6	5.1	3.6	4.4	3.4	6.4	4.2
Avg. Stride Freq. [Hz]	2.1	2.3	2.2	2.2	2.2	2.2	2.3	2.2	2.1
Avg. Stride Length [m]	6.3	7.6	7.6	7.6	7.6	7.5	7.4	7.5	7.0



- [] Ranking at each section and finish
- .-.- No data available at this section
- NA No data available



Horse/Jockey Name	Texas Hold'em
Final Rank	10
Fastest Section Time (Section)	0:11.32 (1600m)
Top Speed [km/h] (Section)	65.5 (1600m)
Race State	Finished



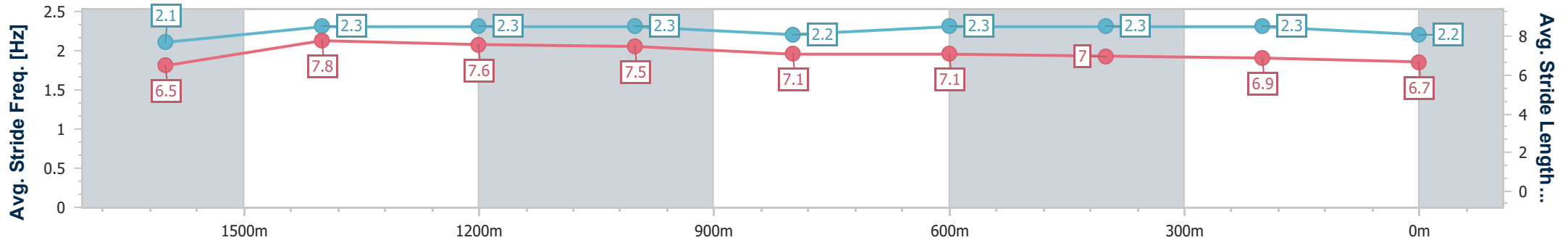
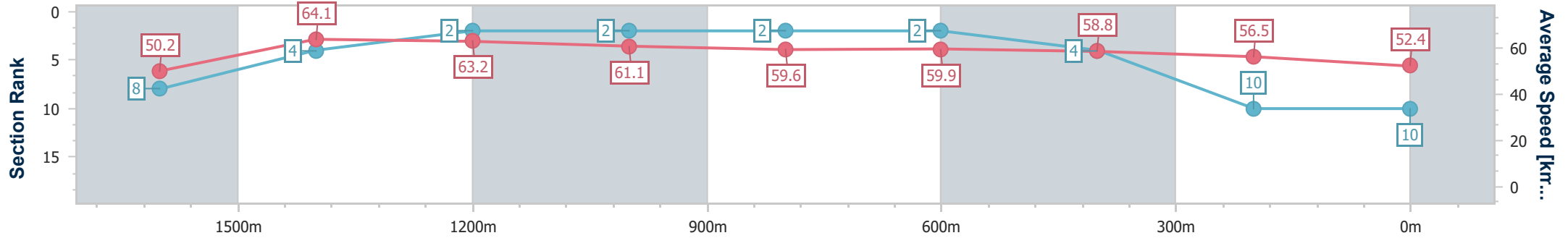
Sunshine Coast QLD Professional
 Race 4: LANDSBOROUGH HOTEL Class 1 Handicap - 1800m



21 May 2023 - 12:59

Track Rating: Soft 6, Weather: Fine, Rail Position: +6m

Section	Overall	1600m	1400m	1200m	1000m	800m	600m	400m	200m
Section Times	1:52.28 [10] (0:14.38)	1:37.90 [8] (0:11.32)	1:26.58 [4] (0:11.50)	1:15.08 [2] (0:11.78)	1:03.30 [2] (0:12.21)	0:51.09 [2] (0:12.18)	0:38.91 [2] (0:12.39)	0:26.52 [4] (0:12.77)	0:13.75 [10] (0:13.75)
Average Speed [km/h]	50.2	64.1	63.2	61.1	59.6	59.9	58.8	56.5	52.4
Top Speed [km/h]	62.3	65.5	63.9	62.8	60.9	61.0	60.5	58.0	55.5
Avg. Dist. to Rail [m]	2.4	2.8	2.9	2.7	3.0	2.6	1.8	3.3	2.6
Avg. Stride Freq. [Hz]	2.1	2.3	2.3	2.3	2.2	2.3	2.3	2.3	2.2
Avg. Stride Length [m]	6.5	7.8	7.6	7.5	7.1	7.1	7.0	6.9	6.7



- [] Ranking at each section and finish
- .-.- No data available at this section
- NA No data available



Horse/Jockey Name	Hell Of A Prince
Final Rank	11
Fastest Section Time (Section)	0:11.58 (1600m)
Top Speed [km/h] (Section)	63.3 (Overall)
Race State	Finished



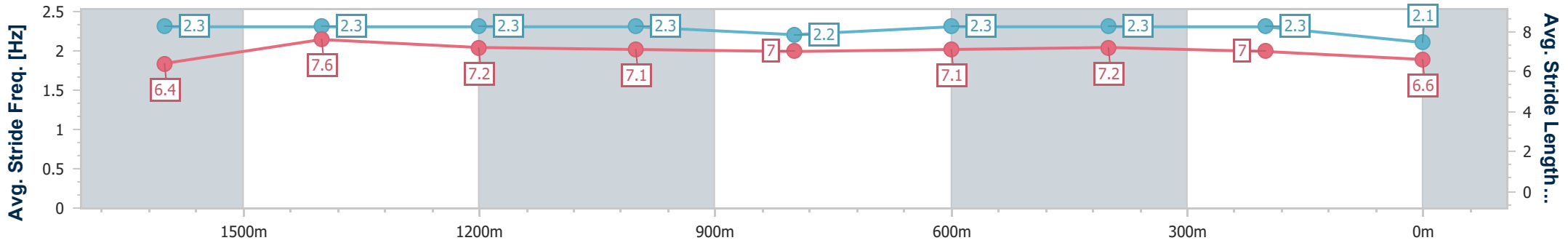
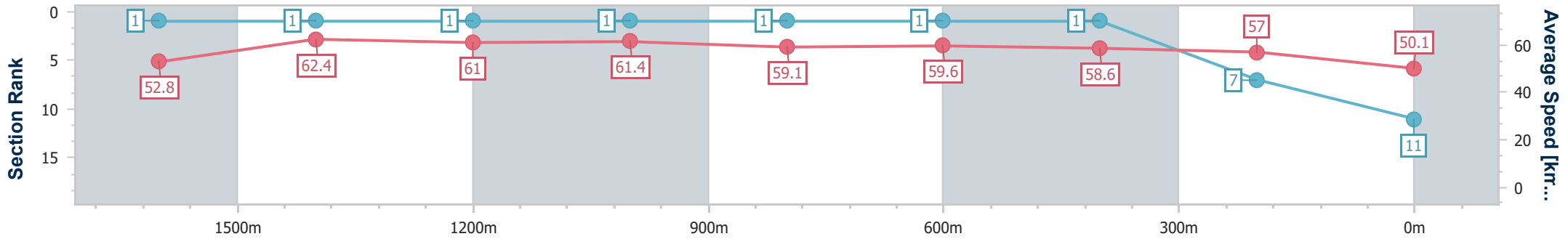
Sunshine Coast QLD Professional
Race 4: LANDSBOROUGH HOTEL Class 1 Handicap - 1800m



21 May 2023 - 12:59

Track Rating: Soft 6, Weather: Fine, Rail Position: +6m

Section	Overall	1600m	1400m	1200m	1000m	800m	600m	400m	200m
Section Times	1:52.64 [11] (0:13.70)	1:38.94 [1] (0:11.58)	1:27.36 [1] (0:11.87)	1:15.49 [1] (0:11.73)	1:03.76 [1] (0:12.27)	0:51.49 [1] (0:12.19)	0:39.30 [1] (0:12.28)	0:27.02 [1] (0:12.63)	0:14.39 [7] (0:14.39)
Average Speed [km/h]	52.8	62.4	61.0	61.4	59.1	59.6	58.6	57.0	50.1
Top Speed [km/h]	63.3	63.3	62.4	62.7	60.3	60.4	60.5	58.8	53.8
Avg. Dist. to Rail [m]	5.1	0.7	1.9	2.3	2.1	1.4	0.3	0.7	0.9
Avg. Stride Freq. [Hz]	2.3	2.3	2.3	2.3	2.2	2.3	2.3	2.3	2.1
Avg. Stride Length [m]	6.4	7.6	7.2	7.1	7.0	7.1	7.2	7.0	6.6



- [] Ranking at each section and finish
- .-.- No data available at this section
- NA No data available



Horse/Jockey Name	Enjouee
Final Rank	12
Fastest Section Time (Section)	0:11.91 (1600m)
Top Speed [km/h] (Section)	62.9 (1600m)
Race State	Finished



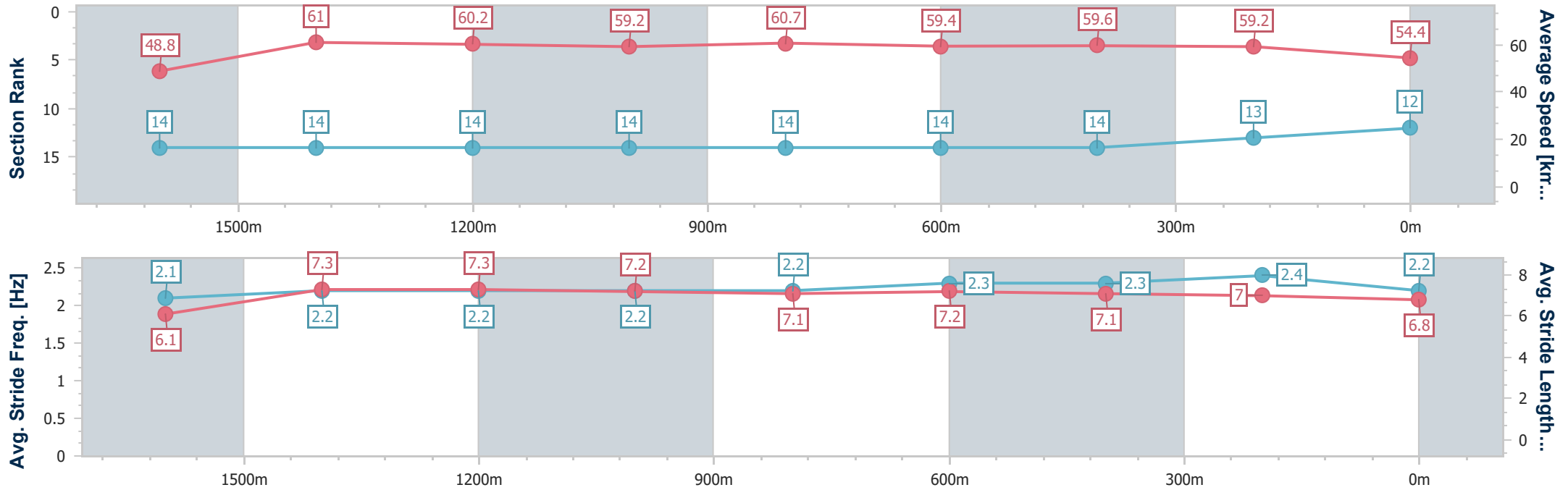
Sunshine Coast QLD Professional
Race 4: LANDSBOROUGH HOTEL Class 1 Handicap - 1800m



21 May 2023 - 12:59

Track Rating: Soft 6, Weather: Fine, Rail Position: +6m

Section	Overall	1600m	1400m	1200m	1000m	800m	600m	400m	200m
Section Times	1:52.77 [12] (0:14.95)	1:37.82 [14] (0:11.91)	1:25.91 [14] (0:12.06)	1:13.85 [14] (0:12.18)	1:01.67 [14] (0:11.93)	0:49.74 [14] (0:12.22)	0:37.52 [14] (0:12.13)	0:25.39 [14] (0:12.14)	0:13.25 [13] (0:13.25)
Average Speed [km/h]	48.8	61.0	60.2	59.2	60.7	59.4	59.6	59.2	54.4
Top Speed [km/h]	61.4	62.9	60.8	61.1	61.9	60.7	60.6	60.8	58.0
Avg. Dist. to Rail [m]	9.1	2.9	2.5	2.6	2.3	1.6	0.7	3.1	5.0
Avg. Stride Freq. [Hz]	2.1	2.2	2.2	2.2	2.2	2.3	2.3	2.4	2.2
Avg. Stride Length [m]	6.1	7.3	7.3	7.2	7.1	7.2	7.1	7.0	6.8



- [] Ranking at each section and finish
- .-.- No data available at this section
- NA No data available



Horse/Jockey Name	Lovemetender
Final Rank	13
Fastest Section Time (Section)	0:11.53 (1600m)
Top Speed [km/h] (Section)	63.6 (1600m)
Race State	Finished



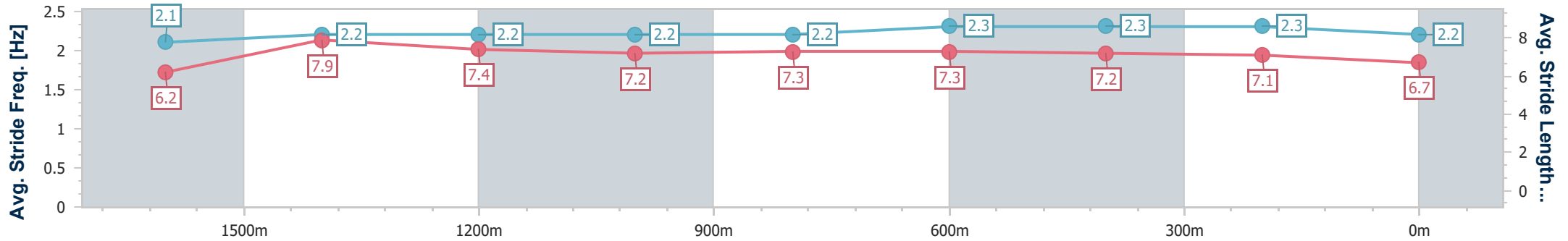
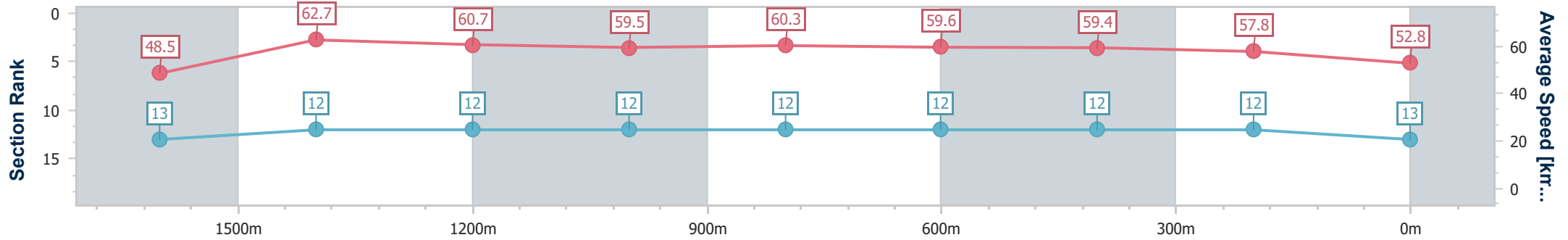
Sunshine Coast QLD Professional
Race 4: LANDSBOROUGH HOTEL Class 1 Handicap - 1800m



21 May 2023 - 12:59

Track Rating: Soft 6, Weather: Fine, Rail Position: +6m

Section	Overall	1600m	1400m	1200m	1000m	800m	600m	400m	200m
Section Times	1:52.96 [13] (0:14.89)	1:38.07 [13] (0:11.53)	1:26.54 [12] (0:11.94)	1:14.60 [12] (0:12.14)	1:02.46 [12] (0:12.01)	0:50.45 [12] (0:12.21)	0:38.24 [12] (0:12.15)	0:26.09 [12] (0:12.48)	0:13.61 [12] (0:13.61)
Average Speed [km/h]	48.5	62.7	60.7	59.5	60.3	59.6	59.4	57.8	52.8
Top Speed [km/h]	61.4	63.6	62.1	60.8	61.4	61.2	61.2	59.7	55.8
Avg. Dist. to Rail [m]	5.8	1.5	2.3	2.4	2.2	1.7	0.6	1.1	2.6
Avg. Stride Freq. [Hz]	2.1	2.2	2.2	2.2	2.2	2.3	2.3	2.3	2.2
Avg. Stride Length [m]	6.2	7.9	7.4	7.2	7.3	7.3	7.2	7.1	6.7



- [] Ranking at each section and finish
- .-.- No data available at this section
- NA No data available



Horse/Jockey Name	Choir
Final Rank	14
Fastest Section Time (Section)	0:11.85 (1600m)
Top Speed [km/h] (Section)	63.0 (1600m)
Race State	Finished



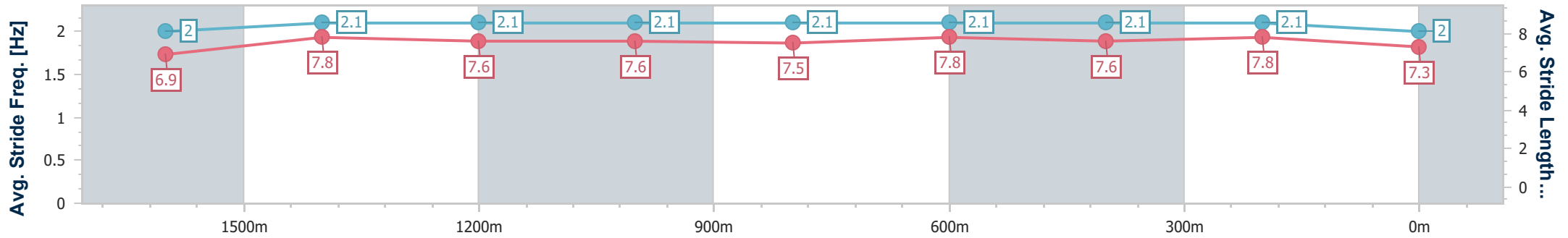
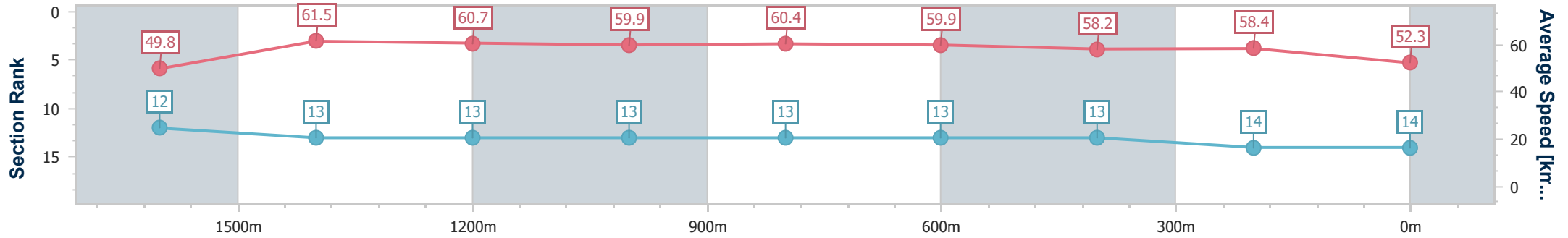
Sunshine Coast QLD Professional
Race 4: LANDSBOROUGH HOTEL Class 1 Handicap - 1800m



21 May 2023 - 12:59

Track Rating: Soft 6, Weather: Fine, Rail Position: +6m

Section	Overall	1600m	1400m	1200m	1000m	800m	600m	400m	200m
Section Times	1:53.35 [14] (0:14.66)	1:38.69 [12] (0:11.85)	1:26.84 [13] (0:11.96)	1:14.88 [13] (0:12.05)	1:02.83 [13] (0:12.01)	0:50.82 [13] (0:12.22)	0:38.60 [13] (0:12.49)	0:26.11 [13] (0:12.35)	0:13.76 [14] (0:13.76)
Average Speed [km/h]	49.8	61.5	60.7	59.9	60.4	59.9	58.2	58.4	52.3
Top Speed [km/h]	60.9	63.0	62.7	61.2	61.6	61.3	60.7	59.3	57.2
Avg. Dist. to Rail [m]	8.8	3.0	3.3	3.5	3.3	2.6	1.9	4.6	6.4
Avg. Stride Freq. [Hz]	2.0	2.1	2.1	2.1	2.1	2.1	2.1	2.1	2.0
Avg. Stride Length [m]	6.9	7.8	7.6	7.6	7.5	7.8	7.6	7.8	7.3



- [] Ranking at each section and finish
- .-.- No data available at this section
- NA No data available