



Doomben QLD Professional

Race 7: LADBROKES COMMUNITIES QTIS BENCHMARK 65 Handicap - 1640m

24 May 2023 - 16:04



BRISBANE
RACING CLUB

Track Rating: Good 4, Weather: Fine, Rail Position: 6.5m Entire

Section		Overall	1400m	1200m	1000m	800m	600m	400m	Last 600m				
Field Times		1:38.26 (0:16.25)	1:22.01 (0:11.28)	1:10.73 (0:11.32)	0:59.41 (0:11.74)	0:47.67 (0:11.94)	0:35.73 (0:11.80)	0:23.93 (0:11.72)	0:35.73				
Rank	TAB Horse/Jockey	Barrier	Top Speed [km/h]	Fastest Section									Distance Travelled [m]
1	16 PICK ZA BEANS Samantha Collett	9	65.3 400m	0:11.41 400m	1:38.26 [1] (0:17.34)	1:20.92 [11] (0:11.57)	1:09.35 [11] (0:11.44)	0:57.91 [11] (0:11.50)	0:46.41 [10] (0:11.65)	0:34.76 [11] (0:11.55)	0:23.21 [11] (0:11.41)	0:34.76	
2	7 ASWAAT Mark Du Plessis	2	64.6 1200m	0:11.28 1200m	1:38.27 [2] (0:16.76)	1:21.51 [5] (0:11.49)	1:10.02 [5] (0:11.28)	0:58.74 [5] (0:11.66)	0:47.08 [7] (0:11.77)	0:35.31 [7] (0:11.73)	0:23.58 [7] (0:11.65)	0:35.31	-3
3	4 MISHANI MISSILE Ben Thompson	6	64.7 1200m	0:11.34 1200m	1:38.44 [3] (0:17.05)	1:21.39 [9] (0:11.61)	1:09.78 [9] (0:11.34)	0:58.44 [8] (0:11.59)	0:46.85 [8] (0:11.61)	0:35.24 [8] (0:11.56)	0:23.68 [8] (0:11.37)	0:35.24	+3
4	2 A CALL FROM HEAVEN Cejay Graham	1	64.4 1200m	0:11.31 1200m	1:38.61 [4] (0:16.41)	1:22.20 [3] (0:11.50)	1:10.70 [3] (0:11.31)	0:59.39 [3] (0:11.69)	0:47.70 [3] (0:11.83)	0:35.87 [3] (0:11.72)	0:24.15 [3] (0:11.73)	0:35.87	-2
5	8 DAUVENAY Andrew Mallyon	8	64.5 1200m	0:11.40 1200m	1:38.66 [5] (0:17.03)	1:21.63 [8] (0:11.61)	1:10.02 [8] (0:11.40)	0:58.62 [9] (0:11.58)	0:47.04 [9] (0:11.69)	0:35.35 [9] (0:11.69)	0:23.66 [9] (0:11.58)	0:35.35	-4
6	6 SPIRIT OF BEANS Ryan Wiggins	4	64.5 1200m	0:11.22 1200m	1:38.71 [6] (0:16.51)	1:22.20 [4] (0:11.59)	1:10.61 [4] (0:11.22)	0:59.39 [4] (0:11.62)	0:47.77 [4] (0:11.83)	0:35.94 [4] (0:11.63)	0:24.31 [2] (0:11.73)	0:35.94	+4
7	10 VILLADEN James Orman	5	66.5 Overall	0:11.28 1400m	1:38.83 [7] (0:16.25)	1:22.58 [1] (0:11.28)	1:11.30 [1] (0:11.32)	0:59.98 [1] (0:11.74)	0:48.24 [1] (0:11.94)	0:36.30 [1] (0:11.80)	0:24.50 [1] (0:11.72)	0:36.30	-1
8	11 HOT PROFIT Damien Thornton	12	64.3 400m	0:11.38 400m	1:38.84 [8] (0:17.23)	1:21.61 [10] (0:11.67)	1:09.94 [10] (0:11.44)	0:58.50 [10] (0:11.52)	0:46.98 [11] (0:11.57)	0:35.41 [10] (0:11.61)	0:23.80 [10] (0:11.38)	0:35.41	+4
9	12 NIPPA'S NIGHTCAP Ryan Maloney	14	65.2 400m	0:11.20 400m	1:38.95 [9] (0:17.57)	1:21.38 [13] (0:11.83)	1:09.55 [13] (0:11.40)	0:58.15 [13] (0:11.45)	0:46.70 [12] (0:11.53)	0:35.17 [12] (0:11.48)	0:23.69 [12] (0:11.20)	0:35.17	+0
10	15 KISS MY MILLO Michael Cahill	3	64.7 1000m	0:11.33 1200m	1:38.96 [10] (0:16.83)	1:22.13 [6] (0:11.51)	1:10.62 [6] (0:11.33)	0:59.29 [7] (0:11.46)	0:47.83 [6] (0:11.82)	0:36.01 [5] (0:11.72)	0:24.29 [6] (0:11.62)	0:36.01	+1

Scratched: Shopping Esprit (#1), Jakkalberry Finn (#3), Original Glaze (#9), Agent Of Mayhem (#14), Toba (#18)



Doomben QLD Professional
Race 7: LADBROKES COMMUNITIES QTIS BENCHMARK 65 Handicap - 1640m
24 May 2023 - 16:04



Track Rating: Good 4, Weather: Fine, Rail Position: 6.5m Entire

Section		Overall	1400m	1200m	1000m	800m	600m	400m	Last 600m
Field Times		1:38.26 (0:16.25)	1:22.01 (0:11.28)	1:10.73 (0:11.32)	0:59.41 (0:11.74)	0:47.67 (0:11.94)	0:35.73 (0:11.80)	0:23.93 (0:11.72)	0:35.73

Rank	TAB	Horse/Jockey	Barrier	Top Speed [km/h]	Fastest Section	Overall	1400m	1200m	1000m	800m	600m	400m	Last 600m	Distance Travelled [m]
11	5	LUVYOUANYTIME Jake Bayliss	13	63.9 400m	0:11.41 400m	1:39.07 [11] (0:17.47)	1:21.60 [12] (0:11.81)	1:09.79 [12] (0:11.46)	0:58.33 [12] (0:11.54)	0:46.79 [13] (0:11.51)	0:35.28 [13] (0:11.58)	0:23.70 [13] (0:11.41)	0:35.28	+3
12	17	MURRAJONG ROAD Corey Bayliss	7	66.6 1200m	0:11.15 1200m	1:39.47 [12] (0:16.88)	1:22.59 [7] (0:11.60)	1:10.99 [7] (0:11.15)	0:59.84 [6] (0:11.50)	0:48.34 [5] (0:11.83)	0:36.51 [6] (0:11.69)	0:24.82 [5] (0:11.82)	0:36.51	+5
13	13	SIENNA'S AWARD Rikki Jamieson	10	66.2 1400m	0:11.30 1400m	1:39.49 [13] (0:16.32)	1:23.17 [2] (0:11.30)	1:11.87 [2] (0:11.34)	1:00.53 [2] (0:11.74)	0:48.79 [2] (0:11.91)	0:36.88 [2] (0:11.88)	0:25.00 [4] (0:11.99)	0:36.88	+12

Scratched: Shopping Esprit (#1), Jakkalberry Finn (#3), Original Glaze (#9), Agent Of Mayhem (#14), Toba (#18)

[] Ranking at each section and finish
 -:-:- No data available at this section
 NA No data available

SCN Saddle cloth number
 DNF Did not finish
 DNT Did not track



Doomben QLD Professional

Race 7: LADBROKES COMMUNITIES QTIS BENCHMARK 65 Handicap - 1640m

24 May 2023 - 16:04



BRISBANE
RACING CLUB

Track Rating: Good 4, Weather: Fine, Rail Position: 6.5m Entire

Section				200m				Last 600m	
Field Times				0:12.21 (0:12.21)				0:35.73	
Rank	TAB Horse/Jockey	Barrier	Top Speed [km/h]	Fastest Section	Margin				Distance Travelled [m]
1	16 PICK ZA BEANS Samantha Collett	9	65.3 400m	0:11.41 400m	0:11.80 [8] (0:11.80)	1:38.26		0:34.76	
2	7 ASWAAT Mark Du Plessis	2	64.6 1200m	0:11.28 1200m	0:11.93 [6] (0:11.93)	0.03L		0:35.31	-3
3	4 MISHANI MISSILE Ben Thompson	6	64.7 1200m	0:11.34 1200m	0:12.31 [2] (0:12.31)	1.04L		0:35.24	+3
4	2 A CALL FROM HEAVEN Cejay Graham	1	64.4 1200m	0:11.31 1200m	0:12.42 [4] (0:12.42)	2.03L		0:35.87	-2
5	8 DAUVENAY Andrew Mallyon	8	64.5 1200m	0:11.40 1200m	0:12.08 [12] (0:12.08)	2.36L		0:35.35	-4
6	6 SPIRIT OF BEANS Ryan Wiggins	4	64.5 1200m	0:11.22 1200m	0:12.58 [3] (0:12.58)	2.64L		0:35.94	+4
7	10 VILLADEN James Orman	5	66.5 Overall	0:11.28 1400m	0:12.78 [1] (0:12.78)	3.34L		0:36.30	-1
8	11 HOT PROFIT Damien Thornton	12	64.3 400m	0:11.38 400m	0:12.42 [7] (0:12.42)	3.38L		0:35.41	+4
9	12 NIPPA'S NIGHTCAP Ryan Maloney	14	65.2 400m	0:11.20 400m	0:12.49 [9] (0:12.49)	4.04L		0:35.17	+0
10	15 KISS MY MILLO Michael Cahill	3	64.7 1000m	0:11.33 1200m	0:12.67 [5] (0:12.67)	4.07L		0:36.01	+1

Scratched: Shopping Esprit (#1), Jakkalberry Finn (#3), Original Glaze (#9), Agent Of Mayhem (#14), Toba (#18)

[] Ranking at each section and finish
 -:-:- No data available at this section
 NA No data available

SCN Saddle cloth number
 DNF Did not finish
 DNT Did not track



Doomben QLD Professional
Race 7: LADBROKES COMMUNITIES QTIS BENCHMARK 65 Handicap -
1640m
24 May 2023 - 16:04



Track Rating: Good 4, Weather: Fine, Rail Position: 6.5m Entire

Section				200m				Last 600m	
Field Times				0:12.21 (0:12.21)				0:35.73	
Rank	TAB Horse/Jockey	Barrier	Top Speed [km/h]	Fastest Section	Margin			Distance Travelled [m]	
11	5 LUVYOUANYTIME Jake Bayliss	13	63.9 400m	0:11.41 400m	0:12.29 [13] (0:12.29)	4.73L		0:35.28	+3
12	17 MURRAJONG ROAD Corey Bayliss	7	66.6 1200m	0:11.15 1200m	0:13.00 [10] (0:13.00)	7.11L		0:36.51	+5
13	13 SIENNA'S AWARD Rikki Jamieson	10	66.2 1400m	0:11.30 1400m	0:13.01 [11] (0:13.01)	7.2L		0:36.88	+12

Scratched: Shopping Esprit (#1), Jakkalberry Finn (#3), Original Glaze (#9), Agent Of Mayhem (#14), Toba (#18)



Horse/Jockey Name	Pick Za Beans
Final Rank	1
Fastest Section Time (Section)	0:11.41 (400m)
Top Speed [km/h] (Section)	65.3 (400m)
Race State	Finished

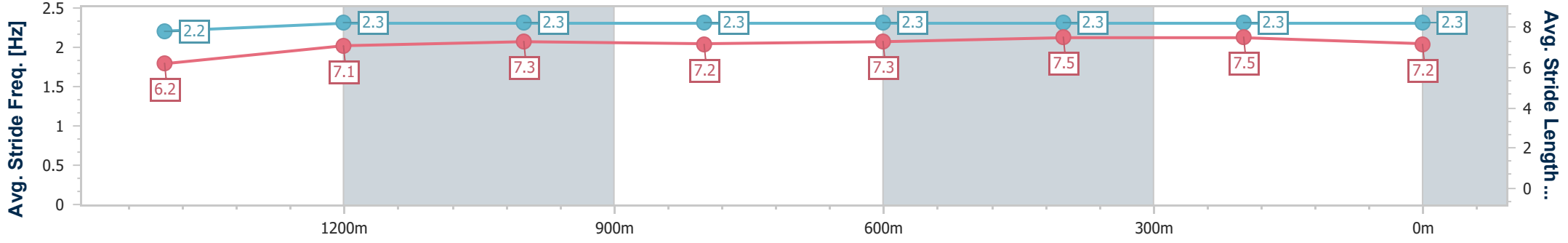
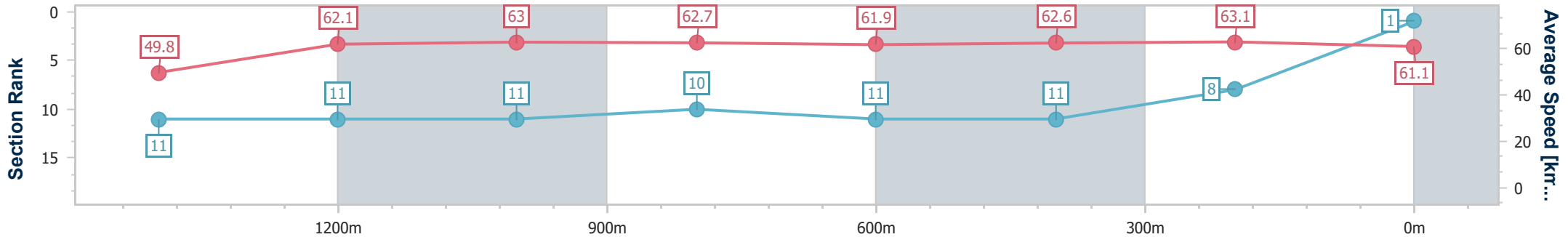


Doomben QLD Professional
Race 7: LADBROKES COMMUNITIES QTIS BENCHMARK 65
Handicap - 1640m
24 May 2023 - 16:04
Track Rating: Good 4, Weather: Fine, Rail Position: 6.5m Entire



BRISBANE
RACING CLUB

Section	Overall	1400m	1200m	1000m	800m	600m	400m	200m						
Section Times	1:38.26 [1] (0:17.34)	1:20.92 [11] (0:11.57)	1:09.35 [11] (0:11.44)	0:57.91 [11] (0:11.50)	0:46.41 [10] (0:11.65)	0:34.76 [11] (0:11.55)	0:23.21 [11] (0:11.41)	0:11.80 [8] (0:11.80)						
Average Speed [km/h]	49.8	62.1	63.0	62.7	61.9	62.6	63.1	61.1						
Top Speed [km/h]	62.3	62.9	64.2	64.2	62.3	64.0	65.3	62.8						
Avg. Dist. to Rail [m]	3.0	0.3	0.5	0.5	0.4	0.7	1.5	3.8						
Avg. Stride Freq. [Hz]	2.2	2.3	2.3	2.3	2.3	2.3	2.3	2.3						
Avg. Stride Length [m]	6.2	7.1	7.3	7.2	7.3	7.5	7.5	7.2						



- [] Ranking at each section and finish
- .-.- No data available at this section
- NA No data available



Horse/Jockey Name	Aswaat
Final Rank	2
Fastest Section Time (Section)	0:11.28 (1200m)
Top Speed [km/h] (Section)	64.6 (1200m)
Race State	Finished

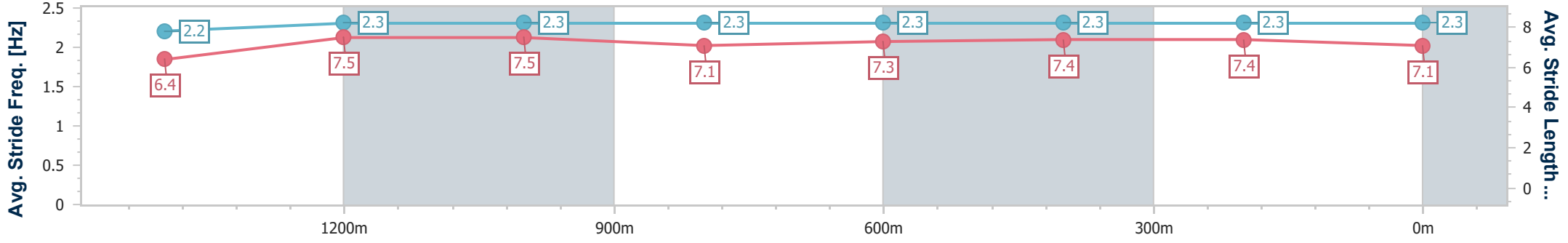
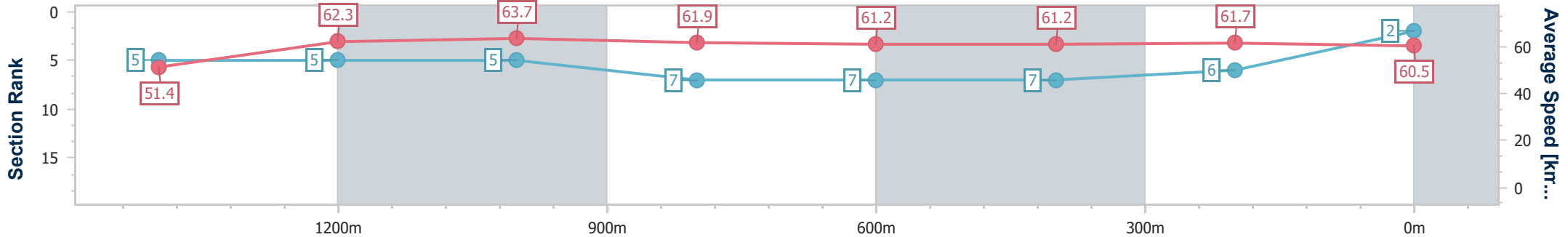


Doomben QLD Professional
 Race 7: LADBROKES COMMUNITIES QTIS BENCHMARK 65
 Handicap - 1640m
 24 May 2023 - 16:04
 Track Rating: Good 4, Weather: Fine, Rail Position: 6.5m Entire



BRISBANE
 RACING CLUB

Section	Overall	1400m	1200m	1000m	800m	600m	400m	200m
Section Times	1:38.27 [2] (0:16.76)	1:21.51 [5] (0:11.49)	1:10.02 [5] (0:11.28)	0:58.74 [5] (0:11.66)	0:47.08 [7] (0:11.77)	0:35.31 [7] (0:11.73)	0:23.58 [7] (0:11.65)	0:11.93 [6] (0:11.93)
Average Speed [km/h]	51.4	62.3	63.7	61.9	61.2	61.2	61.7	60.5
Top Speed [km/h]	63.0	63.5	64.6	64.4	61.7	62.2	62.7	62.5
Avg. Dist. to Rail [m]	1.1	1.0	0.5	0.5	0.1	0.6	0.9	0.4
Avg. Stride Freq. [Hz]	2.2	2.3	2.3	2.3	2.3	2.3	2.3	2.3
Avg. Stride Length [m]	6.4	7.5	7.5	7.1	7.3	7.4	7.4	7.1



- [] Ranking at each section and finish
- .-.- No data available at this section
- NA No data available



Horse/Jockey Name	Mishani Missile
Final Rank	3
Fastest Section Time (Section)	0:11.34 (1200m)
Top Speed [km/h] (Section)	64.7 (1200m)
Race State	Finished

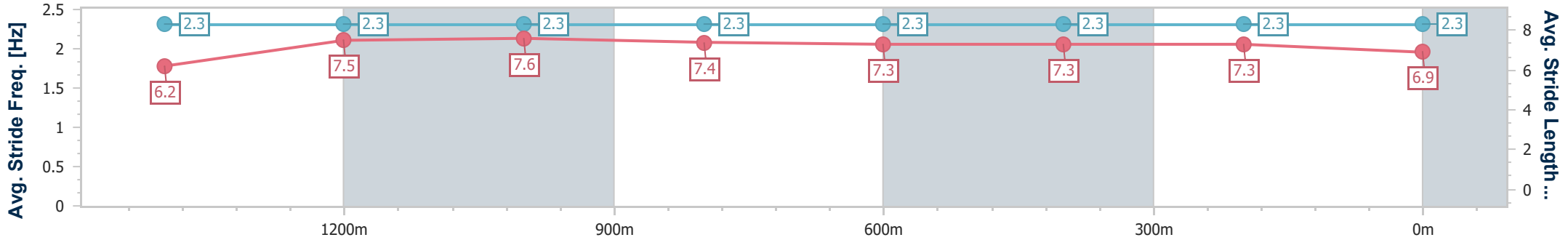
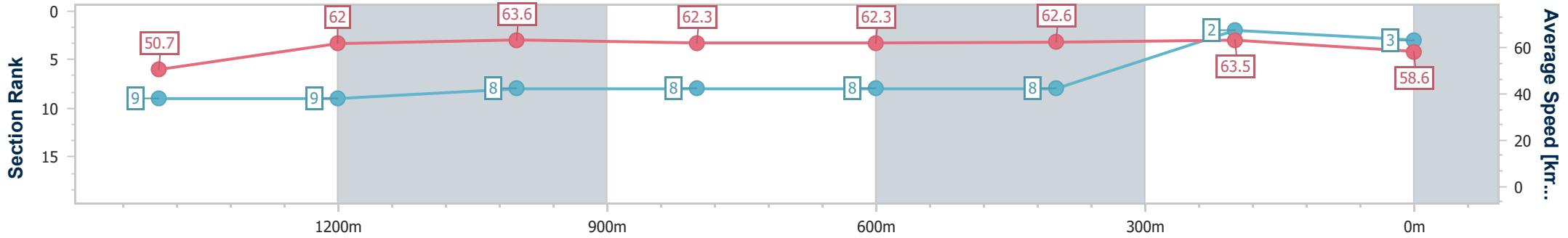


Doomben QLD Professional
 Race 7: LADBROKES COMMUNITIES QTIS BENCHMARK 65
 Handicap - 1640m
 24 May 2023 - 16:04
 Track Rating: Good 4, Weather: Fine, Rail Position: 6.5m Entire



BRISBANE RACING CLUB

Section	Overall	1400m	1200m	1000m	800m	600m	400m	200m
Section Times	1:38.44 [3] (0:17.05)	1:21.39 [9] (0:11.61)	1:09.78 [9] (0:11.34)	0:58.44 [8] (0:11.59)	0:46.85 [8] (0:11.61)	0:35.24 [8] (0:11.56)	0:23.68 [8] (0:11.37)	0:12.31 [2] (0:12.31)
Average Speed [km/h]	50.7	62.0	63.6	62.3	62.3	62.6	63.5	58.6
Top Speed [km/h]	62.0	62.6	64.7	64.3	63.0	63.8	64.5	61.8
Avg. Dist. to Rail [m]	2.3	0.2	1.2	1.5	0.9	0.8	3.7	5.8
Avg. Stride Freq. [Hz]	2.3	2.3	2.3	2.3	2.3	2.3	2.3	2.3
Avg. Stride Length [m]	6.2	7.5	7.6	7.4	7.3	7.3	7.3	6.9



- [] Ranking at each section and finish
- .-.- No data available at this section
- NA No data available



Horse/Jockey Name	A Call From Heaven
Final Rank	4
Fastest Section Time (Section)	0:11.31 (1200m)
Top Speed [km/h] (Section)	64.4 (1200m)
Race State	Finished



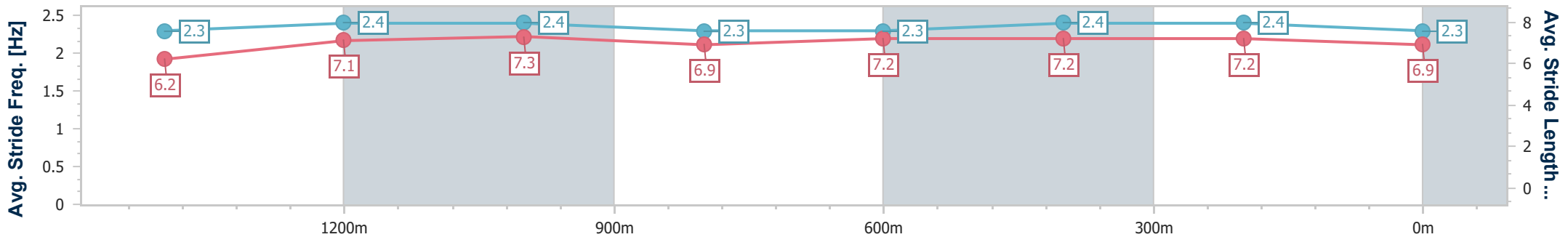
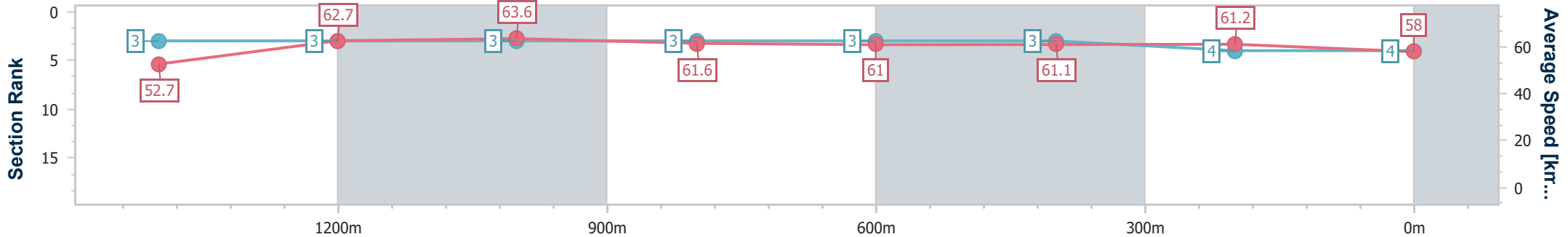
Doomben QLD Professional
 Race 7: LADBROKES COMMUNITIES QTIS BENCHMARK 65
 Handicap - 1640m
 24 May 2023 - 16:04



BRISBANE
 RACING CLUB

Track Rating: Good 4, Weather: Fine, Rail Position: 6.5m Entire

Section	Overall	1400m	1200m	1000m	800m	600m	400m	200m
Section Times	1:38.61 [4] (0:16.41)	1:22.20 [3] (0:11.50)	1:10.70 [3] (0:11.31)	0:59.39 [3] (0:11.69)	0:47.70 [3] (0:11.83)	0:35.87 [3] (0:11.72)	0:24.15 [3] (0:11.73)	0:12.42 [4] (0:12.42)
Average Speed [km/h]	52.7	62.7	63.6	61.6	61.0	61.1	61.2	58.0
Top Speed [km/h]	63.5	64.3	64.4	62.5	61.9	62.8	62.5	60.7
Avg. Dist. to Rail [m]	1.0	0.4	0.7	0.6	0.4	0.7	1.0	0.5
Avg. Stride Freq. [Hz]	2.3	2.4	2.4	2.3	2.3	2.4	2.4	2.3
Avg. Stride Length [m]	6.2	7.1	7.3	6.9	7.2	7.2	7.2	6.9



- [] Ranking at each section and finish
- .-.- No data available at this section
- NA No data available



Horse/Jockey Name	Dauvenay
Final Rank	5
Fastest Section Time (Section)	0:11.40 (1200m)
Top Speed [km/h] (Section)	64.5 (1200m)
Race State	Finished

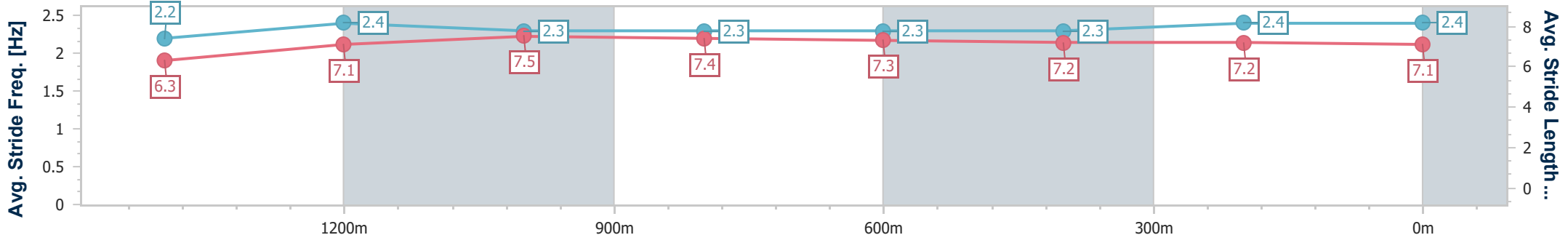
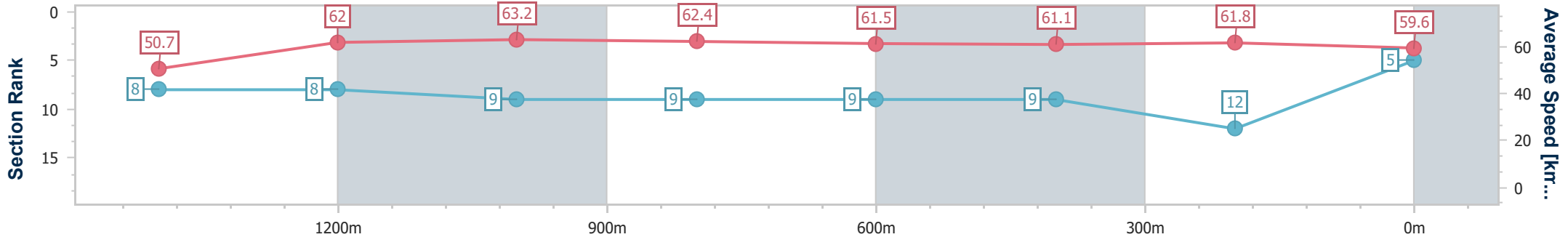


Doomben QLD Professional
Race 7: LADBROKES COMMUNITIES QTIS BENCHMARK 65
Handicap - 1640m
24 May 2023 - 16:04
 Track Rating: Good 4, Weather: Fine, Rail Position: 6.5m Entire



BRISBANE RACING CLUB

Section	Overall	1400m	1200m	1000m	800m	600m	400m	200m
Section Times	1:38.66 [5] (0:17.03)	1:21.63 [8] (0:11.61)	1:10.02 [8] (0:11.40)	0:58.62 [9] (0:11.58)	0:47.04 [9] (0:11.69)	0:35.35 [9] (0:11.69)	0:23.66 [9] (0:11.58)	0:12.08 [12] (0:12.08)
Average Speed [km/h]	50.7	62.0	63.2	62.4	61.5	61.1	61.8	59.6
Top Speed [km/h]	62.0	64.3	64.5	64.2	63.1	63.0	63.3	62.2
Avg. Dist. to Rail [m]	2.7	0.5	1.3	0.8	0.1	1.4	2.8	1.3
Avg. Stride Freq. [Hz]	2.2	2.4	2.3	2.3	2.3	2.3	2.4	2.4
Avg. Stride Length [m]	6.3	7.1	7.5	7.4	7.3	7.2	7.2	7.1



- [] Ranking at each section and finish
- .-.- No data available at this section
- NA No data available



Horse/Jockey Name	Spirit Of Beans
Final Rank	6
Fastest Section Time (Section)	0:11.22 (1200m)
Top Speed [km/h] (Section)	64.5 (1200m)
Race State	Finished

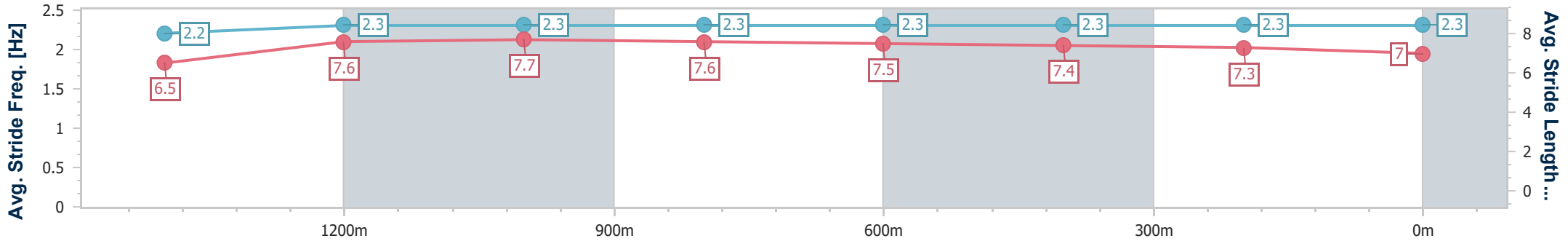
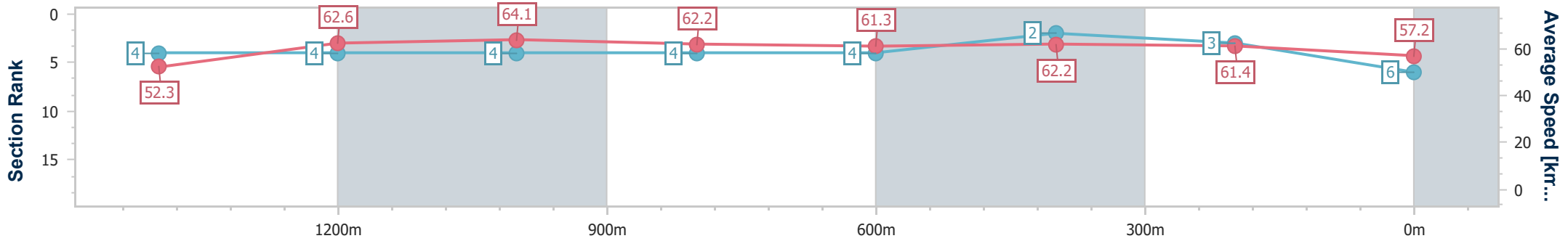


Doomben QLD Professional
Race 7: LADBROKES COMMUNITIES QTIS BENCHMARK 65
Handicap - 1640m
24 May 2023 - 16:04
Track Rating: Good 4, Weather: Fine, Rail Position: 6.5m Entire



BRISBANE
RACING CLUB

Section	Overall	1400m	1200m	1000m	800m	600m	400m	200m
Section Times	1:38.71 [6] (0:16.51)	1:22.20 [4] (0:11.59)	1:10.61 [4] (0:11.22)	0:59.39 [4] (0:11.62)	0:47.77 [4] (0:11.83)	0:35.94 [4] (0:11.63)	0:24.31 [2] (0:11.73)	0:12.58 [3] (0:12.58)
Average Speed [km/h]	52.3	62.6	64.1	62.2	61.3	62.2	61.4	57.2
Top Speed [km/h]	64.3	63.5	64.5	63.3	61.8	63.0	62.2	59.4
Avg. Dist. to Rail [m]	1.3	1.1	1.7	1.4	1.1	1.3	0.8	2.2
Avg. Stride Freq. [Hz]	2.2	2.3	2.3	2.3	2.3	2.3	2.3	2.3
Avg. Stride Length [m]	6.5	7.6	7.7	7.6	7.5	7.4	7.3	7.0



- [] Ranking at each section and finish
- .-.- No data available at this section
- NA No data available



Horse/Jockey Name	Villaden
Final Rank	7
Fastest Section Time (Section)	0:11.28 (1400m)
Top Speed [km/h] (Section)	66.5 (Overall)
Race State	Finished

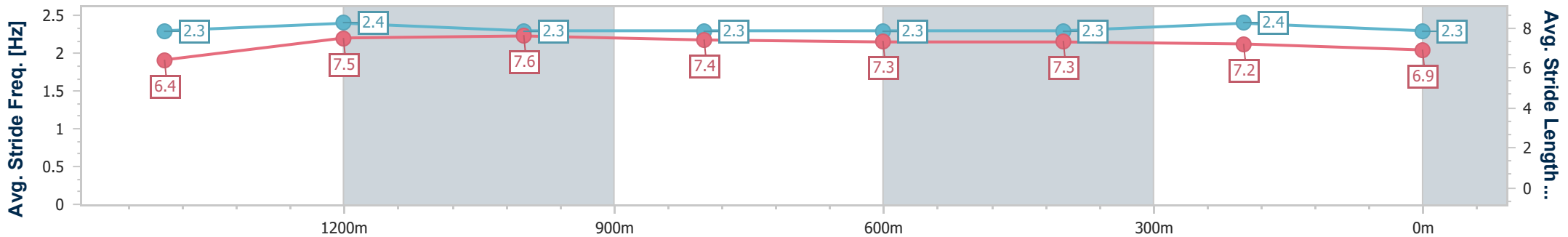
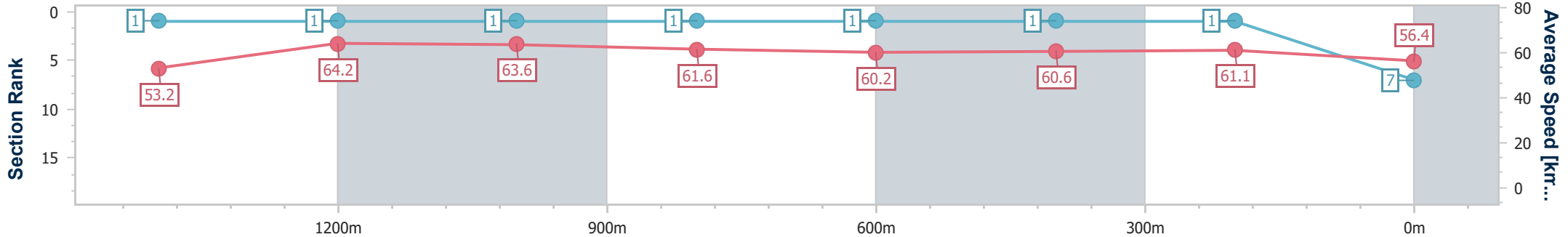


Doomben QLD Professional
Race 7: LADBROKES COMMUNITIES QTIS BENCHMARK 65
Handicap - 1640m
24 May 2023 - 16:04
Track Rating: Good 4, Weather: Fine, Rail Position: 6.5m Entire



BRISBANE
RACING CLUB

Section	Overall	1400m	1200m	1000m	800m	600m	400m	200m
Section Times	1:38.83 [7] (0:16.25)	1:22.58 [1] (0:11.28)	1:11.30 [1] (0:11.32)	0:59.98 [1] (0:11.74)	0:48.24 [1] (0:11.94)	0:36.30 [1] (0:11.80)	0:24.50 [1] (0:11.72)	0:12.78 [1] (0:12.78)
Average Speed [km/h]	53.2	64.2	63.6	61.6	60.2	60.6	61.1	56.4
Top Speed [km/h]	66.5	65.9	64.4	63.1	61.2	62.0	62.3	59.9
Avg. Dist. to Rail [m]	2.4	1.2	1.4	1.0	0.2	1.0	1.9	1.9
Avg. Stride Freq. [Hz]	2.3	2.4	2.3	2.3	2.3	2.3	2.4	2.3
Avg. Stride Length [m]	6.4	7.5	7.6	7.4	7.3	7.3	7.2	6.9



- [] Ranking at each section and finish
- .-.- No data available at this section
- NA No data available



Horse/Jockey Name	Hot Profit
Final Rank	8
Fastest Section Time (Section)	0:11.38 (400m)
Top Speed [km/h] (Section)	64.3 (400m)
Race State	Finished

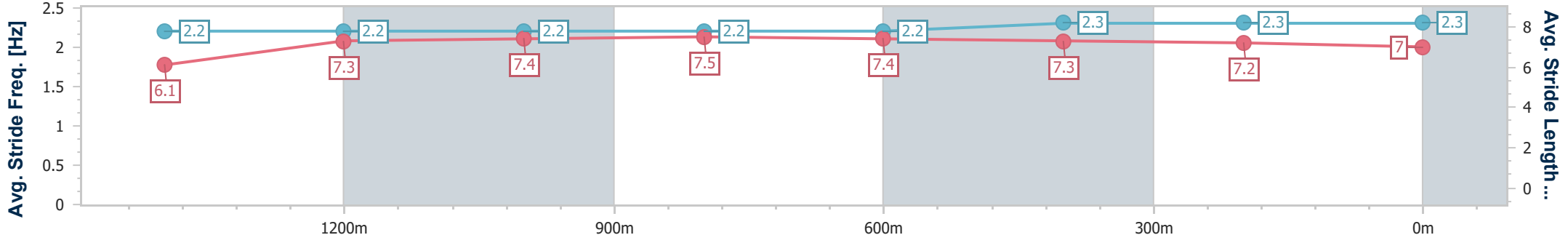
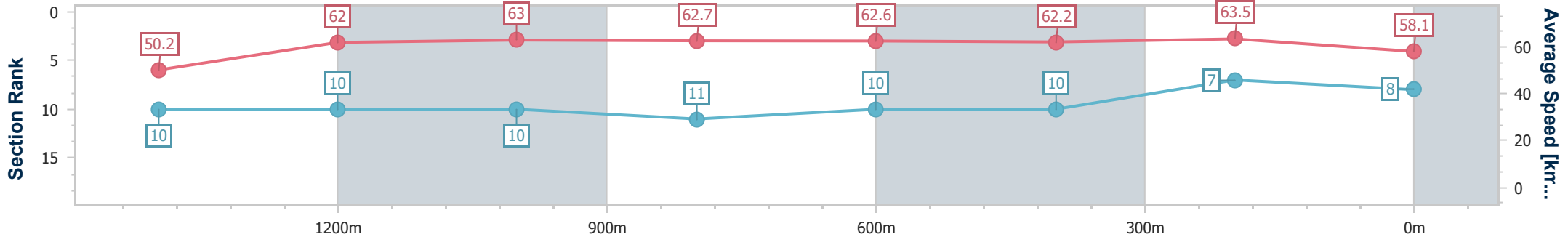


Doomben QLD Professional
Race 7: LADBROKES COMMUNITIES QTIS BENCHMARK 65
Handicap - 1640m
24 May 2023 - 16:04
Track Rating: Good 4, Weather: Fine, Rail Position: 6.5m Entire



BRISBANE
RACING CLUB

Section	Overall	1400m	1200m	1000m	800m	600m	400m	200m					
Section Times	1:38.84 [8] (0:17.23)	1:21.61 [10] (0:11.67)	1:09.94 [10] (0:11.44)	0:58.50 [10] (0:11.52)	0:46.98 [11] (0:11.57)	0:35.41 [10] (0:11.61)	0:23.80 [10] (0:11.38)	0:12.42 [7] (0:12.42)					
Average Speed [km/h]	50.2	62.0	63.0	62.7	62.6	62.2	63.5	58.1					
Top Speed [km/h]	63.1	62.8	64.3	64.2	63.7	63.6	64.3	61.9					
Avg. Dist. to Rail [m]	4.7	1.0	1.5	1.6	1.0	0.7	3.7	7.2					
Avg. Stride Freq. [Hz]	2.2	2.2	2.2	2.2	2.2	2.3	2.3	2.3					
Avg. Stride Length [m]	6.1	7.3	7.4	7.5	7.4	7.3	7.2	7.0					



- [] Ranking at each section and finish
- .-.- No data available at this section
- NA No data available



Horse/Jockey Name	Nippa's Nightcap
Final Rank	9
Fastest Section Time (Section)	0:11.20 (400m)
Top Speed [km/h] (Section)	65.2 (400m)
Race State	Finished

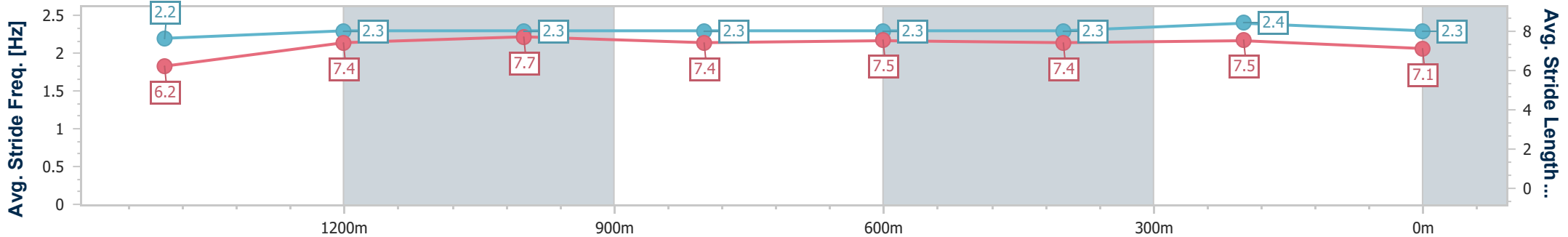
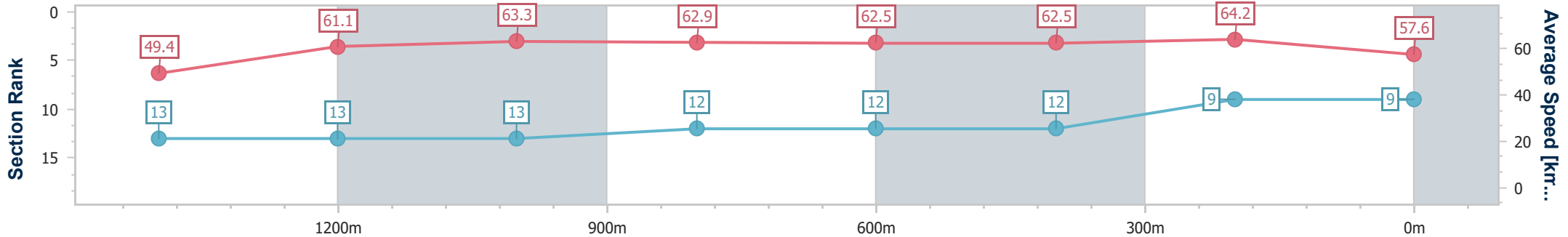


Doomben QLD Professional
Race 7: LADBROKES COMMUNITIES QTIS BENCHMARK 65
Handicap - 1640m
24 May 2023 - 16:04
Track Rating: Good 4, Weather: Fine, Rail Position: 6.5m Entire



BRISBANE
RACING CLUB

Section	Overall	1400m	1200m	1000m	800m	600m	400m	200m						
Section Times	1:38.95 [9] (0:17.57)	1:21.38 [13] (0:11.83)	1:09.55 [13] (0:11.40)	0:58.15 [13] (0:11.45)	0:46.70 [12] (0:11.53)	0:35.17 [12] (0:11.48)	0:23.69 [12] (0:11.20)	0:12.49 [9] (0:12.49)						
Average Speed [km/h]	49.4	61.1	63.3	62.9	62.5	62.5	64.2	57.6						
Top Speed [km/h]	60.3	63.0	64.4	64.1	63.2	63.7	65.2	63.3						
Avg. Dist. to Rail [m]	6.7	1.0	0.1	0.5	0.2	0.8	0.6	1.8						
Avg. Stride Freq. [Hz]	2.2	2.3	2.3	2.3	2.3	2.3	2.4	2.3						
Avg. Stride Length [m]	6.2	7.4	7.7	7.4	7.5	7.4	7.5	7.1						



- [] Ranking at each section and finish
- .-.- No data available at this section
- NA No data available



Horse/Jockey Name	Kiss My Millo
Final Rank	10
Fastest Section Time (Section)	0:11.33 (1200m)
Top Speed [km/h] (Section)	64.7 (1000m)
Race State	Finished

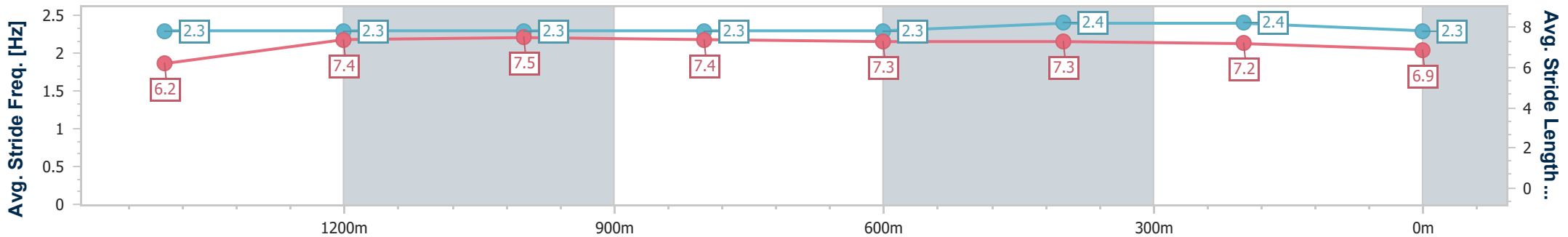
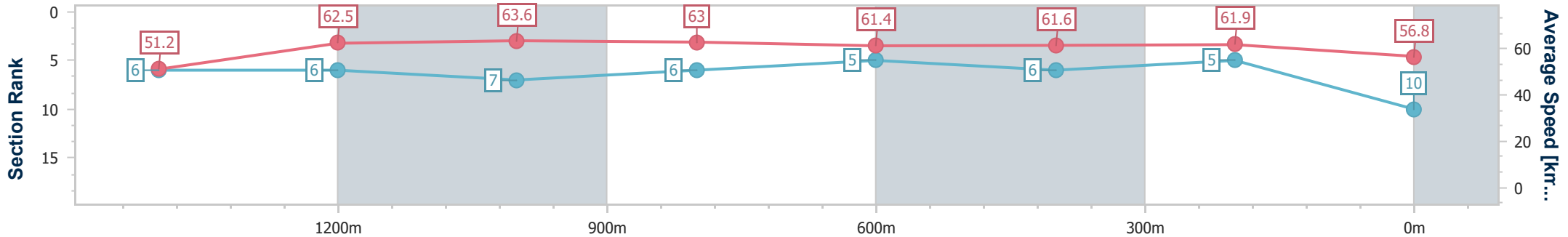


Doomben QLD Professional
 Race 7: LADBROKES COMMUNITIES QTIS BENCHMARK 65
 Handicap - 1640m
 24 May 2023 - 16:04
 Track Rating: Good 4, Weather: Fine, Rail Position: 6.5m Entire



BRISBANE
 RACING CLUB

Section	Overall	1400m	1200m	1000m	800m	600m	400m	200m
Section Times	1:38.96 [10] (0:16.83)	1:22.13 [6] (0:11.51)	1:10.62 [6] (0:11.33)	0:59.29 [7] (0:11.46)	0:47.83 [6] (0:11.82)	0:36.01 [5] (0:11.72)	0:24.29 [6] (0:11.62)	0:12.67 [5] (0:12.67)
Average Speed [km/h]	51.2	62.5	63.6	63.0	61.4	61.6	61.9	56.8
Top Speed [km/h]	62.9	63.0	64.7	64.7	62.4	62.9	63.1	60.2
Avg. Dist. to Rail [m]	0.5	0.6	1.0	1.5	1.4	0.6	1.4	3.2
Avg. Stride Freq. [Hz]	2.3	2.3	2.3	2.3	2.3	2.4	2.4	2.3
Avg. Stride Length [m]	6.2	7.4	7.5	7.4	7.3	7.3	7.2	6.9



- [] Ranking at each section and finish
- .-.- No data available at this section
- NA No data available



Horse/Jockey Name	Luvyouanytime
Final Rank	11
Fastest Section Time (Section)	0:11.41 (400m)
Top Speed [km/h] (Section)	63.9 (400m)
Race State	Finished

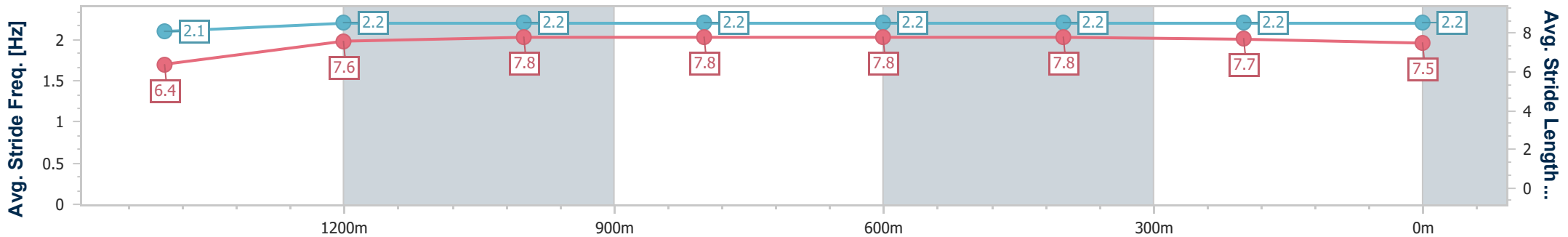
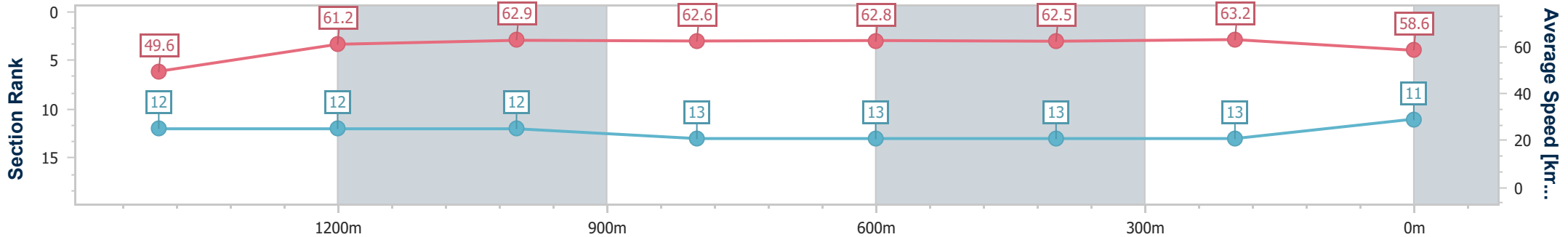


Doomben QLD Professional
Race 7: LADBROKES COMMUNITIES QTIS BENCHMARK 65
Handicap - 1640m
24 May 2023 - 16:04
 Track Rating: Good 4, Weather: Fine, Rail Position: 6.5m Entire



BRISBANE RACING CLUB

Section	Overall	1400m	1200m	1000m	800m	600m	400m	200m
Section Times	1:39.07 [11] (0:17.47)	1:21.60 [12] (0:11.81)	1:09.79 [12] (0:11.46)	0:58.33 [12] (0:11.54)	0:46.79 [13] (0:11.51)	0:35.28 [13] (0:11.58)	0:23.70 [13] (0:11.41)	0:12.29 [13] (0:12.29)
Average Speed [km/h]	49.6	61.2	62.9	62.6	62.8	62.5	63.2	58.6
Top Speed [km/h]	60.5	62.0	63.4	63.4	63.8	63.6	63.9	61.8
Avg. Dist. to Rail [m]	5.5	0.4	1.2	1.3	1.0	1.1	2.8	6.0
Avg. Stride Freq. [Hz]	2.1	2.2	2.2	2.2	2.2	2.2	2.2	2.2
Avg. Stride Length [m]	6.4	7.6	7.8	7.8	7.8	7.8	7.7	7.5



- [] Ranking at each section and finish
- .-.- No data available at this section
- NA No data available



Horse/Jockey Name	Murrajong Road
Final Rank	12
Fastest Section Time (Section)	0:11.15 (1200m)
Top Speed [km/h] (Section)	66.6 (1200m)
Race State	Finished



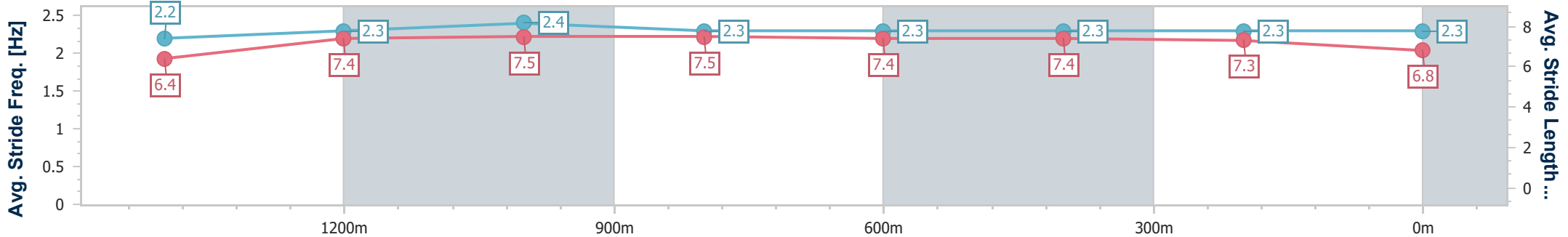
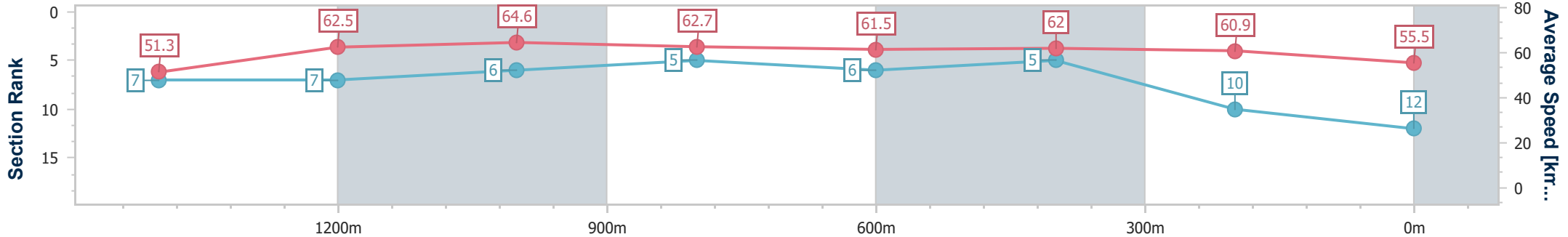
Doomben QLD Professional
 Race 7: LADBROKES COMMUNITIES QTIS BENCHMARK 65
 Handicap - 1640m
 24 May 2023 - 16:04



BRISBANE
 RACING CLUB

Track Rating: Good 4, Weather: Fine, Rail Position: 6.5m Entire

Section	Overall	1400m	1200m	1000m	800m	600m	400m	200m
Section Times	1:39.47 [12] (0:16.88)	1:22.59 [7] (0:11.60)	1:10.99 [7] (0:11.15)	0:59.84 [6] (0:11.50)	0:48.34 [5] (0:11.83)	0:36.51 [6] (0:11.69)	0:24.82 [5] (0:11.82)	0:13.00 [10] (0:13.00)
Average Speed [km/h]	51.3	62.5	64.6	62.7	61.5	62.0	60.9	55.5
Top Speed [km/h]	63.2	63.3	66.6	65.5	62.3	62.6	62.5	59.0
Avg. Dist. to Rail [m]	3.6	1.1	1.8	1.7	1.9	1.1	2.4	4.9
Avg. Stride Freq. [Hz]	2.2	2.3	2.4	2.3	2.3	2.3	2.3	2.3
Avg. Stride Length [m]	6.4	7.4	7.5	7.5	7.4	7.4	7.3	6.8



- [] Ranking at each section and finish
- .-.- No data available at this section
- NA No data available



Horse/Jockey Name	Sienna's Award
Final Rank	13
Fastest Section Time (Section)	0:11.30 (1400m)
Top Speed [km/h] (Section)	66.2 (1400m)
Race State	Finished

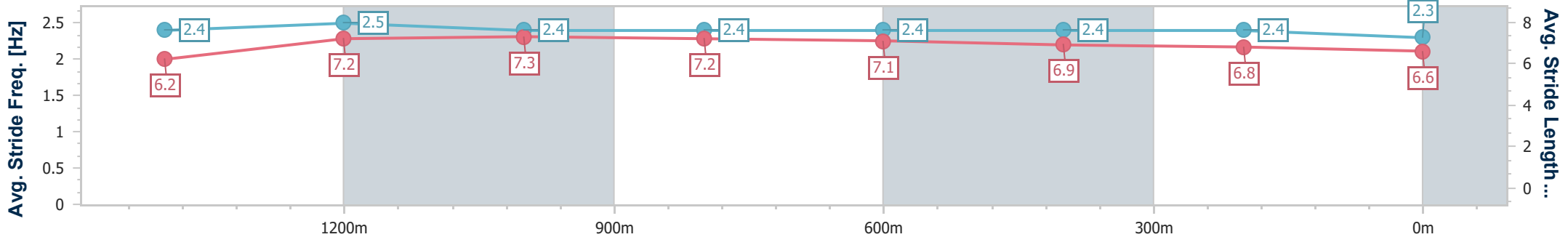
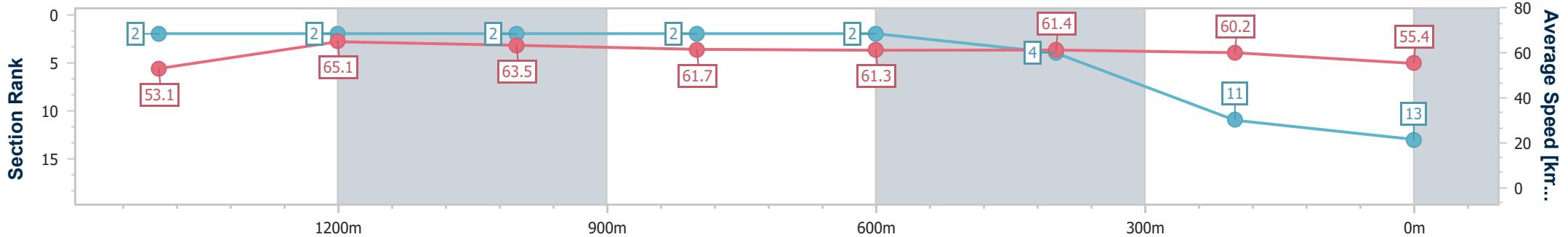


Doomben QLD Professional
Race 7: LADBROKES COMMUNITIES QTIS BENCHMARK 65
Handicap - 1640m
24 May 2023 - 16:04
 Track Rating: Good 4, Weather: Fine, Rail Position: 6.5m Entire



BRISBANE RACING CLUB

Section	Overall	1400m	1200m	1000m	800m	600m	400m	200m
Section Times	1:39.49 [13] (0:16.32)	1:23.17 [2] (0:11.30)	1:11.87 [2] (0:11.34)	1:00.53 [2] (0:11.74)	0:48.79 [2] (0:11.91)	0:36.88 [2] (0:11.88)	0:25.00 [4] (0:11.99)	0:13.01 [11] (0:13.01)
Average Speed [km/h]	53.1	65.1	63.5	61.7	61.3	61.4	60.2	55.4
Top Speed [km/h]	65.9	66.2	65.2	63.2	62.3	61.8	61.5	57.9
Avg. Dist. to Rail [m]	5.3	3.4	3.6	2.7	2.8	2.4	1.4	3.1
Avg. Stride Freq. [Hz]	2.4	2.5	2.4	2.4	2.4	2.4	2.4	2.3
Avg. Stride Length [m]	6.2	7.2	7.3	7.2	7.1	6.9	6.8	6.6



- [] Ranking at each section and finish
- .-.- No data available at this section
- NA No data available