



# Toowoomba QLD Professional

## Race 3: TRACKSIDE PHOTOGRAPHY Class 2 Handicap - 1625m

03 June 2023 - 17:47



Track Rating: Good 4 , Weather: Fine , Rail Position: +3m Entire

| Section     | Overall              | 1400m  | 1200m                | 1000m                | 800m                 | 600m                     | 400m                     | Last 600m                |                          |                          |                          |                          |                        |     |
|-------------|----------------------|--|----------------------|----------------------|----------------------|--------------------------|--------------------------|--------------------------|--------------------------|--------------------------|--------------------------|--------------------------|------------------------|-----|
| Field Times | 1:40.08<br>(0:15.54) | 1:24.54<br>(0:11.39)                         | 1:13.15<br>(0:12.04) | 1:01.11<br>(0:12.11) | 0:49.00<br>(0:12.12) | 0:36.88<br>(0:12.24)     | 0:24.64<br>(0:12.28)     | 0:36.88                  |                          |                          |                          |                          |                        |     |
| Rank        | TAB                  | Horse/Jockey                                 | Barrier              | Top Speed [km/h]     | Fastest Section      |                          |                          |                          |                          |                          |                          |                          | Distance Travelled [m] |     |
| 1           | 5                    | <b>DIACO</b><br>Micheal Hellyer              | 9                    | 63.9<br>1400m        | 0:11.55<br>1400m     | 1:40.08 [1]<br>(0:16.23) | 1:23.85 [6]<br>(0:11.55) | 1:12.30 [7]<br>(0:11.99) | 1:00.31 [7]<br>(0:12.26) | 0:48.05 [7]<br>(0:12.11) | 0:35.94 [7]<br>(0:11.75) | 0:24.19 [4]<br>(0:11.83) | 0:35.94                |     |
| 2           | 6                    | <b>TOBA</b><br>Georgina Cartwright           | 5                    | 63.7<br>1400m        | 0:11.41<br>1400m     | 1:40.50 [2]<br>(0:15.98) | 1:24.52 [4]<br>(0:11.41) | 1:13.11 [4]<br>(0:11.91) | 1:01.20 [3]<br>(0:12.25) | 0:48.95 [3]<br>(0:12.06) | 0:36.89 [3]<br>(0:12.13) | 0:24.76 [3]<br>(0:12.24) | 0:36.89                | -7  |
| 3           | 2                    | <b>ANYWAY YOU WANT IT</b><br>Justin Huxtable | 10                   | 65.3<br>Overall      | 0:11.59<br>1400m     | 1:40.58 [3]<br>(0:15.58) | 1:25.00 [2]<br>(0:11.59) | 1:13.41 [2]<br>(0:12.07) | 1:01.34 [2]<br>(0:12.23) | 0:49.11 [2]<br>(0:11.94) | 0:37.17 [2]<br>(0:12.03) | 0:25.14 [1]<br>(0:12.44) | 0:37.17                | -6  |
| 4           | 8                    | <b>GENERAL ELLIOT</b><br>Nathan Evans        | 11                   | 63.6<br>1400m        | 0:11.47<br>1400m     | 1:40.81 [4]<br>(0:16.65) | 1:24.16 [8]<br>(0:11.47) | 1:12.69 [8]<br>(0:12.04) | 1:00.65 [8]<br>(0:12.12) | 0:48.53 [8]<br>(0:12.06) | 0:36.47 [8]<br>(0:12.11) | 0:24.36 [8]<br>(0:12.27) | 0:36.47                | -4  |
| 5           | 7                    | <b>JAZZ</b><br>Tessa Townsend                | 8                    | 65.7<br>Overall      | 0:11.39<br>1400m     | 1:41.10 [5]<br>(0:15.54) | 1:25.56 [1]<br>(0:11.39) | 1:14.17 [1]<br>(0:12.04) | 1:02.13 [1]<br>(0:12.11) | 0:50.02 [1]<br>(0:12.12) | 0:37.90 [1]<br>(0:12.26) | 0:25.64 [2]<br>(0:12.67) | 0:37.90                | -14 |
| 6           | 3                    | <b>EMALEAH</b><br>Adin Thompson              | 6                    | 65.0<br>Overall      | 0:11.54<br>1400m     | 1:41.32 [6]<br>(0:16.03) | 1:25.29 [5]<br>(0:11.54) | 1:13.75 [5]<br>(0:12.00) | 1:01.75 [5]<br>(0:12.26) | 0:49.49 [5]<br>(0:12.11) | 0:37.38 [6]<br>(0:12.19) | 0:25.19 [5]<br>(0:12.38) | 0:37.38                | -5  |
| 7           | 1                    | <b>TEA LEAVES</b><br>Montanna Savva          | 3                    | 64.4<br>Overall      | 0:11.37<br>1400m     | 1:41.43 [7]<br>(0:16.27) | 1:25.16 [7]<br>(0:11.37) | 1:13.79 [6]<br>(0:12.00) | 1:01.79 [6]<br>(0:12.23) | 0:49.56 [6]<br>(0:12.07) | 0:37.49 [5]<br>(0:12.30) | 0:25.19 [6]<br>(0:12.47) | 0:37.49                | -11 |
| 8           | 9                    | <b>ZABCAN</b><br>Luke Miller                 | 7                    | 64.1<br>Overall      | 0:11.47<br>1400m     | 1:41.83 [8]<br>(0:15.87) | 1:25.96 [3]<br>(0:11.47) | 1:14.49 [3]<br>(0:11.99) | 1:02.50 [4]<br>(0:12.26) | 0:50.24 [4]<br>(0:12.25) | 0:37.99 [4]<br>(0:12.54) | 0:25.45 [7]<br>(0:12.56) | 0:37.99                | -5  |

Scratched: Allora Enzo (#4), The Dark Knight (#11), Hear Hear (#10)



# Toowoomba QLD Professional

## Race 3: TRACKSIDE PHOTOGRAPHY Class 2 Handicap - 1625m

03 June 2023 - 17:47



Track Rating: Good 4 , Weather: Fine , Rail Position: +3m Entire

| Section     |     |  |         |                  |                  |                          | 200m      |  |                        | Last 600m   |
|-------------|-----|--|---------|------------------|------------------|--------------------------|-----------|--|------------------------|-------------|
| Field Times |     |  |         |                  |                  |                          | 0:12.36   |  |                        | 0:36.88     |
|             |     |  |         |                  |                  |                          | (0:12.36) |  |                        |             |
| Rank        | TAB | Horse/Jockey                                 | Barrier | Top Speed [km/h] | Fastest Section  | Margin                   |           |  | Distance Travelled [m] |             |
| 1           | 5   | <b>DIACO</b><br>Micheal Hellyer              | 9       | 63.9<br>1400m    | 0:11.55<br>1400m | 0:12.36 [1]<br>(0:12.36) | 1:40.08   |  |                        | 0:35.94     |
| 2           | 6   | <b>TOBA</b><br>Georgina Cartwright           | 5       | 63.7<br>1400m    | 0:11.41<br>1400m | 0:12.52 [3]<br>(0:12.52) | 2.3L      |  |                        | 0:36.89 -7  |
| 3           | 2   | <b>ANYWAY YOU WANT IT</b><br>Justin Huxtable | 10      | 65.3<br>Overall  | 0:11.59<br>1400m | 0:12.70 [2]<br>(0:12.70) | 2.7L      |  |                        | 0:37.17 -6  |
| 4           | 8   | <b>GENERAL ELLIOT</b><br>Nathan Evans        | 11      | 63.6<br>1400m    | 0:11.47<br>1400m | 0:12.09 [7]<br>(0:12.09) | 4L        |  |                        | 0:36.47 -4  |
| 5           | 7   | <b>JAZZ</b><br>Tessa Townsend                | 8       | 65.7<br>Overall  | 0:11.39<br>1400m | 0:12.97 [4]<br>(0:12.97) | 5.5L      |  |                        | 0:37.90 -14 |
| 6           | 3   | <b>EMALEAH</b><br>Adin Thompson              | 6       | 65.0<br>Overall  | 0:11.54<br>1400m | 0:12.81 [5]<br>(0:12.81) | 6.8L      |  |                        | 0:37.38 -5  |
| 7           | 1   | <b>TEA LEAVES</b><br>Montanna Savva          | 3       | 64.4<br>Overall  | 0:11.37<br>1400m | 0:12.72 [6]<br>(0:12.72) | 7.3L      |  |                        | 0:37.49 -11 |
| 8           | 9   | <b>ZABCAN</b><br>Luke Miller                 | 7       | 64.1<br>Overall  | 0:11.47<br>1400m | 0:12.89 [8]<br>(0:12.89) | 9.6L      |  |                        | 0:37.99 -5  |

Scratched: Allora Enzo (#4), The Dark Knight (#11), Hear Hear (#10)



|                                |                 |
|--------------------------------|-----------------|
| Horse/Jockey Name              | Diacio          |
| Final Rank                     | 1               |
| Fastest Section Time (Section) | 0:11.55 (1400m) |
| Top Speed [km/h] (Section)     | 63.9 (1400m)    |
| Race State                     | Finished        |



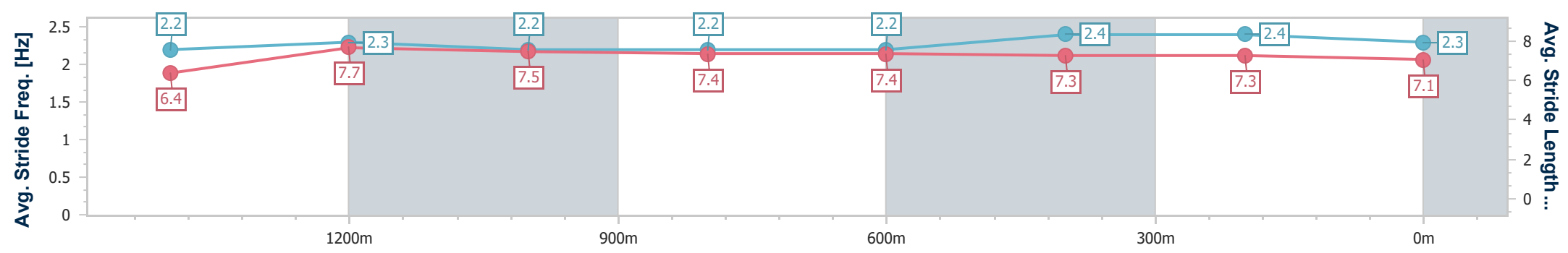
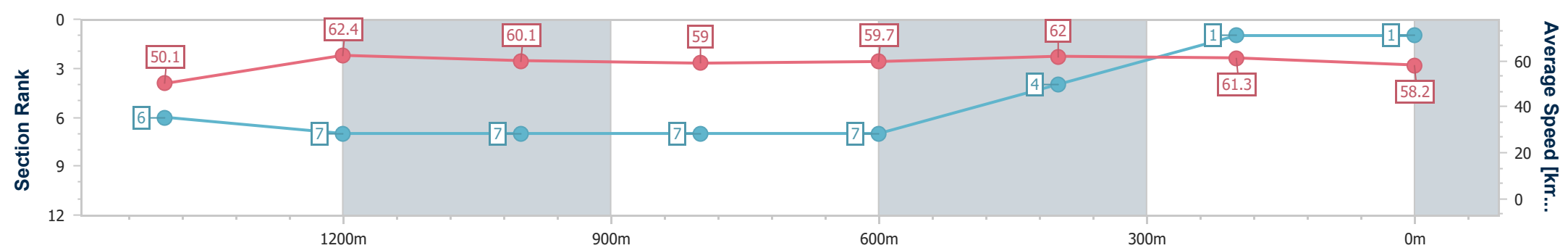
Toowoomba QLD Professional  
Race 3: TRACKSIDE PHOTOGRAPHY Class 2 Handicap - 1625m



03 June 2023 - 17:47

Track Rating: Good 4 , Weather: Fine , Rail Position: +3m Entire

| Section                | Overall                  | 1400m                    | 1200m                    | 1000m                    | 800m                     | 600m                     | 400m                     | 200m                     |  |  |  |  |  |
|------------------------|--------------------------|--------------------------|--------------------------|--------------------------|--------------------------|--------------------------|--------------------------|--------------------------|--|--|--|--|--|
| Section Times          | 1:40.08 [1]<br>(0:16.23) | 1:23.85 [6]<br>(0:11.55) | 1:12.30 [7]<br>(0:11.99) | 1:00.31 [7]<br>(0:12.26) | 0:48.05 [7]<br>(0:12.11) | 0:35.94 [7]<br>(0:11.75) | 0:24.19 [4]<br>(0:11.83) | 0:12.36 [1]<br>(0:12.36) |  |  |  |  |  |
| Average Speed [km/h]   | 50.1                     | 62.4                     | 60.1                     | 59.0                     | 59.7                     | 62.0                     | 61.3                     | 58.2                     |  |  |  |  |  |
| Top Speed [km/h]       | 63.7                     | 63.9                     | 61.3                     | 59.6                     | 61.1                     | 63.3                     | 62.7                     | 60.4                     |  |  |  |  |  |
| Avg. Dist. to Rail [m] | 3.5                      | 0.4                      | 0.9                      | 1.1                      | 1.6                      | 2.1                      | 1.7                      | 0.9                      |  |  |  |  |  |
| Avg. Stride Freq. [Hz] | 2.2                      | 2.3                      | 2.2                      | 2.2                      | 2.2                      | 2.4                      | 2.4                      | 2.3                      |  |  |  |  |  |
| Avg. Stride Length [m] | 6.4                      | 7.7                      | 7.5                      | 7.4                      | 7.4                      | 7.3                      | 7.3                      | 7.1                      |  |  |  |  |  |



- [ ] Ranking at each section and finish
- .-.- No data available at this section
- NA No data available



|                                |                 |
|--------------------------------|-----------------|
| Horse/Jockey Name              | Toba            |
| Final Rank                     | 2               |
| Fastest Section Time (Section) | 0:11.41 (1400m) |
| Top Speed [km/h] (Section)     | 63.7 (1400m)    |
| Race State                     | Finished        |



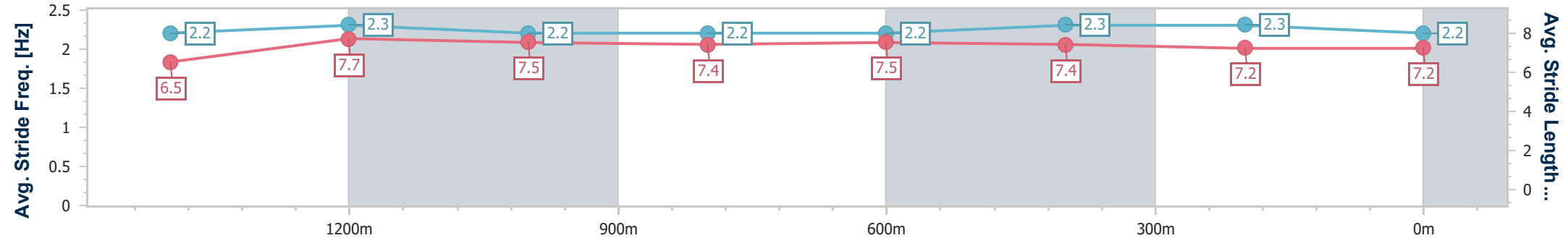
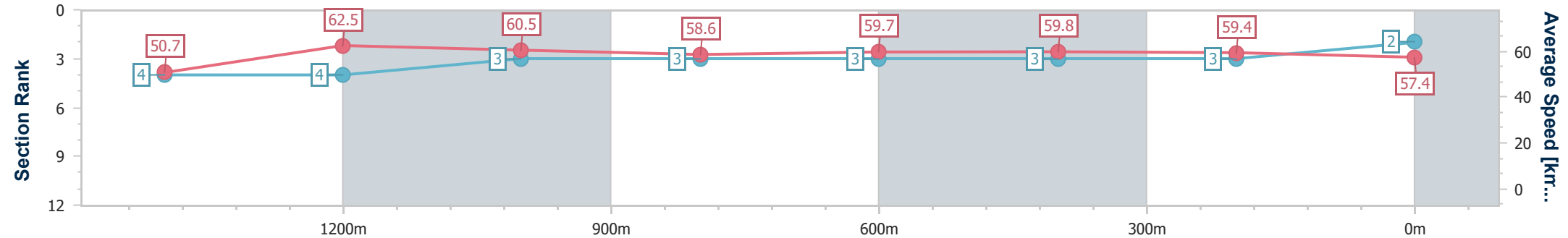
Toowoomba QLD Professional  
Race 3: TRACKSIDE PHOTOGRAPHY Class 2 Handicap - 1625m



03 June 2023 - 17:47

Track Rating: Good 4 , Weather: Fine , Rail Position: +3m Entire

| Section                | Overall                  | 1400m                    | 1200m                    | 1000m                    | 800m                     | 600m                     | 400m                     | 200m                     |  |  |  |  |  |
|------------------------|--------------------------|--------------------------|--------------------------|--------------------------|--------------------------|--------------------------|--------------------------|--------------------------|--|--|--|--|--|
| Section Times          | 1:40.50 [2]<br>(0:15.98) | 1:24.52 [4]<br>(0:11.41) | 1:13.11 [4]<br>(0:11.91) | 1:01.20 [3]<br>(0:12.25) | 0:48.95 [3]<br>(0:12.06) | 0:36.89 [3]<br>(0:12.13) | 0:24.76 [3]<br>(0:12.24) | 0:12.52 [3]<br>(0:12.52) |  |  |  |  |  |
| Average Speed [km/h]   | 50.7                     | 62.5                     | 60.5                     | 58.6                     | 59.7                     | 59.8                     | 59.4                     | 57.4                     |  |  |  |  |  |
| Top Speed [km/h]       | 63.6                     | 63.7                     | 61.2                     | 59.1                     | 60.6                     | 60.6                     | 60.3                     | 58.3                     |  |  |  |  |  |
| Avg. Dist. to Rail [m] | 2.2                      | 1.2                      | 0.7                      | 0.5                      | 0.6                      | 1.2                      | 1.9                      | 0.7                      |  |  |  |  |  |
| Avg. Stride Freq. [Hz] | 2.2                      | 2.3                      | 2.2                      | 2.2                      | 2.2                      | 2.3                      | 2.3                      | 2.2                      |  |  |  |  |  |
| Avg. Stride Length [m] | 6.5                      | 7.7                      | 7.5                      | 7.4                      | 7.5                      | 7.4                      | 7.2                      | 7.2                      |  |  |  |  |  |



- [ ] Ranking at each section and finish
- .-.- No data available at this section
- NA No data available



|                                |                    |
|--------------------------------|--------------------|
| Horse/Jockey Name              | Anyway You Want It |
| Final Rank                     | 3                  |
| Fastest Section Time (Section) | 0:11.59 (1400m)    |
| Top Speed [km/h] (Section)     | 65.3 (Overall)     |
| Race State                     | Finished           |



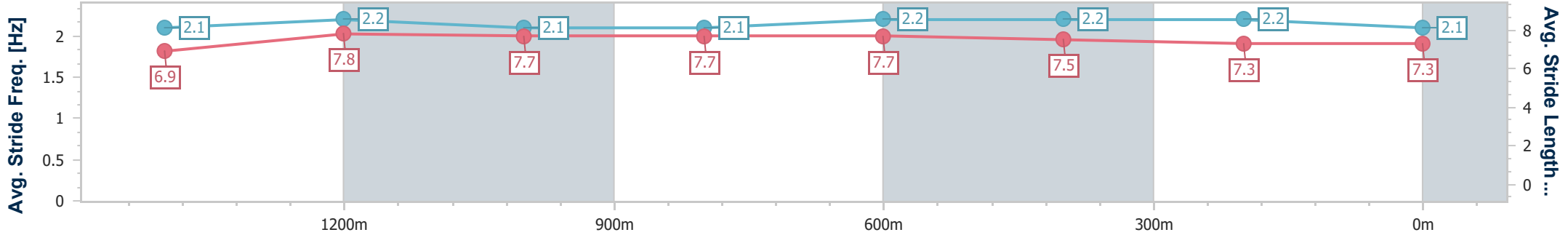
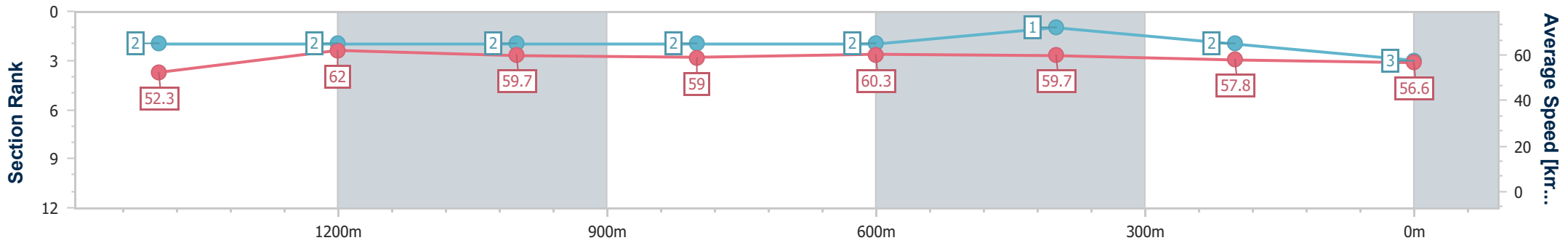
Toowoomba QLD Professional  
Race 3: TRACKSIDE PHOTOGRAPHY Class 2 Handicap - 1625m



03 June 2023 - 17:47

Track Rating: Good 4 , Weather: Fine , Rail Position: +3m Entire

| Section                | Overall                  | 1400m                    | 1200m                    | 1000m                    | 800m                     | 600m                     | 400m                     | 200m                     |  |  |  |  |
|------------------------|--------------------------|--------------------------|--------------------------|--------------------------|--------------------------|--------------------------|--------------------------|--------------------------|--|--|--|--|
| Section Times          | 1:40.58 [3]<br>(0:15.58) | 1:25.00 [2]<br>(0:11.59) | 1:13.41 [2]<br>(0:12.07) | 1:01.34 [2]<br>(0:12.23) | 0:49.11 [2]<br>(0:11.94) | 0:37.17 [2]<br>(0:12.03) | 0:25.14 [1]<br>(0:12.44) | 0:12.70 [2]<br>(0:12.70) |  |  |  |  |
| Average Speed [km/h]   | 52.3                     | 62.0                     | 59.7                     | 59.0                     | 60.3                     | 59.7                     | 57.8                     | 56.6                     |  |  |  |  |
| Top Speed [km/h]       | 65.3                     | 65.1                     | 60.9                     | 59.8                     | 61.0                     | 60.9                     | 59.5                     | 57.5                     |  |  |  |  |
| Avg. Dist. to Rail [m] | 4.2                      | 0.1                      | 0.7                      | 0.5                      | 0.2                      | 0.2                      | 0.6                      | 0.6                      |  |  |  |  |
| Avg. Stride Freq. [Hz] | 2.1                      | 2.2                      | 2.1                      | 2.1                      | 2.2                      | 2.2                      | 2.2                      | 2.1                      |  |  |  |  |
| Avg. Stride Length [m] | 6.9                      | 7.8                      | 7.7                      | 7.7                      | 7.7                      | 7.5                      | 7.3                      | 7.3                      |  |  |  |  |



- [ ] Ranking at each section and finish
- .-.- No data available at this section
- NA No data available



|                                |                 |
|--------------------------------|-----------------|
| Horse/Jockey Name              | General Elliot  |
| Final Rank                     | 4               |
| Fastest Section Time (Section) | 0:11.47 (1400m) |
| Top Speed [km/h] (Section)     | 63.6 (1400m)    |
| Race State                     | Finished        |



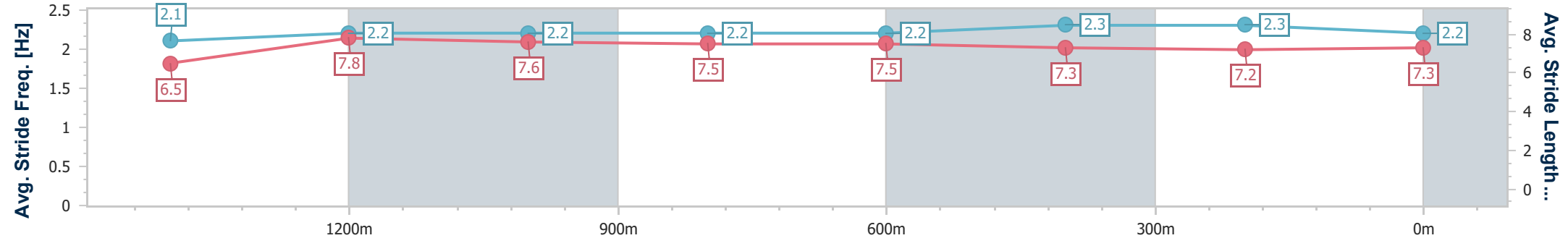
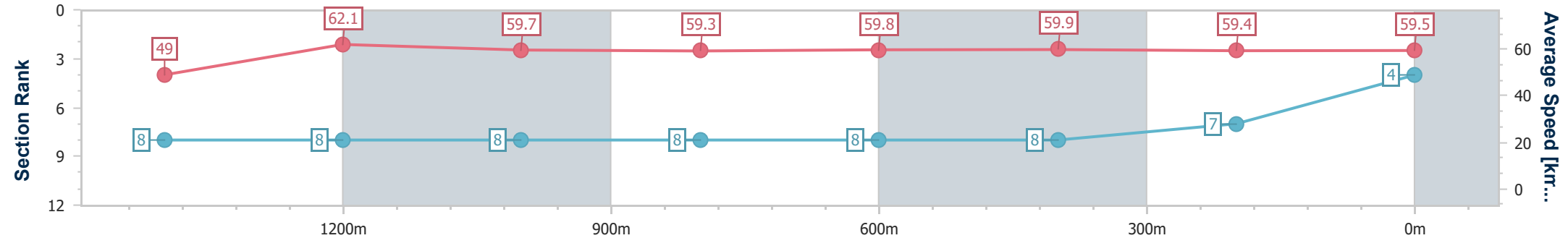
Toowoomba QLD Professional  
Race 3: TRACKSIDE PHOTOGRAPHY Class 2 Handicap - 1625m



03 June 2023 - 17:47

Track Rating: Good 4 , Weather: Fine , Rail Position: +3m Entire

| Section                | Overall                  | 1400m                    | 1200m                    | 1000m                    | 800m                     | 600m                     | 400m                     | 200m                     |  |  |  |  |
|------------------------|--------------------------|--------------------------|--------------------------|--------------------------|--------------------------|--------------------------|--------------------------|--------------------------|--|--|--|--|
| Section Times          | 1:40.81 [4]<br>(0:16.65) | 1:24.16 [8]<br>(0:11.47) | 1:12.69 [8]<br>(0:12.04) | 1:00.65 [8]<br>(0:12.12) | 0:48.53 [8]<br>(0:12.06) | 0:36.47 [8]<br>(0:12.11) | 0:24.36 [8]<br>(0:12.27) | 0:12.09 [7]<br>(0:12.09) |  |  |  |  |
| Average Speed [km/h]   | 49.0                     | 62.1                     | 59.7                     | 59.3                     | 59.8                     | 59.9                     | 59.4                     | 59.5                     |  |  |  |  |
| Top Speed [km/h]       | 62.3                     | 63.6                     | 60.4                     | 60.4                     | 60.8                     | 61.2                     | 60.6                     | 60.9                     |  |  |  |  |
| Avg. Dist. to Rail [m] | 5.5                      | 1.9                      | 0.9                      | 0.6                      | 0.9                      | 1.4                      | 3.5                      | 3.9                      |  |  |  |  |
| Avg. Stride Freq. [Hz] | 2.1                      | 2.2                      | 2.2                      | 2.2                      | 2.2                      | 2.3                      | 2.3                      | 2.2                      |  |  |  |  |
| Avg. Stride Length [m] | 6.5                      | 7.8                      | 7.6                      | 7.5                      | 7.5                      | 7.3                      | 7.2                      | 7.3                      |  |  |  |  |



- [ ] Ranking at each section and finish
- .-.- No data available at this section
- NA No data available



|                                |                 |
|--------------------------------|-----------------|
| Horse/Jockey Name              | Jazz            |
| Final Rank                     | 5               |
| Fastest Section Time (Section) | 0:11.39 (1400m) |
| Top Speed [km/h] (Section)     | 65.7 (Overall)  |
| Race State                     | Finished        |



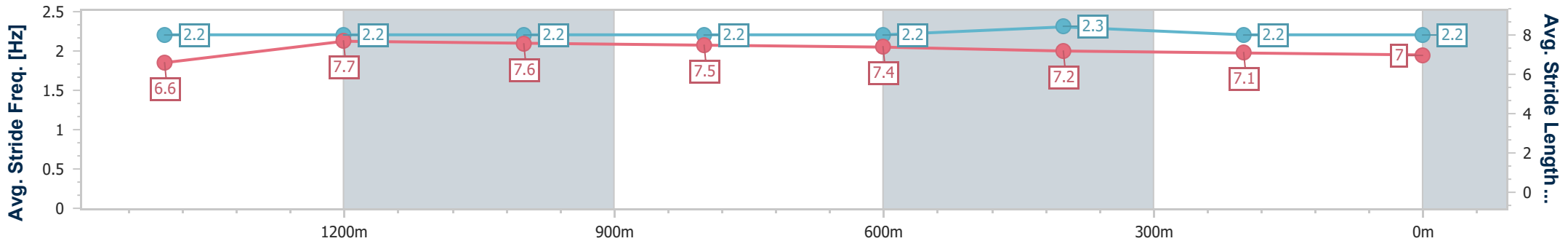
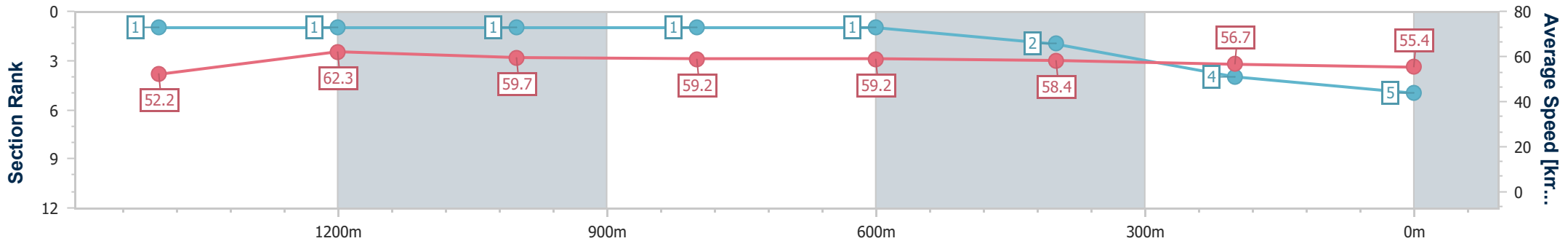
Toowoomba QLD Professional  
Race 3: TRACKSIDE PHOTOGRAPHY Class 2 Handicap - 1625m



03 June 2023 - 17:47

Track Rating: Good 4 , Weather: Fine , Rail Position: +3m Entire

| Section                | Overall                  | 1400m                    | 1200m                    | 1000m                    | 800m                     | 600m                     | 400m                     | 200m                     |
|------------------------|--------------------------|--------------------------|--------------------------|--------------------------|--------------------------|--------------------------|--------------------------|--------------------------|
| Section Times          | 1:41.10 [5]<br>(0:15.54) | 1:25.56 [1]<br>(0:11.39) | 1:14.17 [1]<br>(0:12.04) | 1:02.13 [1]<br>(0:12.11) | 0:50.02 [1]<br>(0:12.12) | 0:37.90 [1]<br>(0:12.26) | 0:25.64 [2]<br>(0:12.67) | 0:12.97 [4]<br>(0:12.97) |
| Average Speed [km/h]   | 52.2                     | 62.3                     | 59.7                     | 59.2                     | 59.2                     | 58.4                     | 56.7                     | 55.4                     |
| Top Speed [km/h]       | 65.7                     | 65.4                     | 61.1                     | 59.7                     | 59.8                     | 59.0                     | 57.6                     | 56.4                     |
| Avg. Dist. to Rail [m] | 3.5                      | 2.2                      | 1.9                      | 1.5                      | 1.1                      | 1.0                      | 0.7                      | 0.5                      |
| Avg. Stride Freq. [Hz] | 2.2                      | 2.2                      | 2.2                      | 2.2                      | 2.2                      | 2.3                      | 2.2                      | 2.2                      |
| Avg. Stride Length [m] | 6.6                      | 7.7                      | 7.6                      | 7.5                      | 7.4                      | 7.2                      | 7.1                      | 7.0                      |



- [ ] Ranking at each section and finish
- .-.- No data available at this section
- NA No data available



|                                |                 |
|--------------------------------|-----------------|
| Horse/Jockey Name              | Emaleah         |
| Final Rank                     | 6               |
| Fastest Section Time (Section) | 0:11.54 (1400m) |
| Top Speed [km/h] (Section)     | 65.0 (Overall)  |
| Race State                     | Finished        |



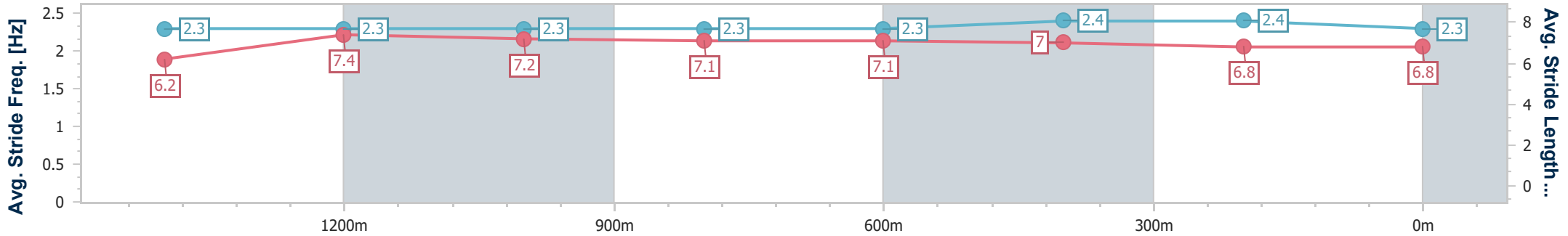
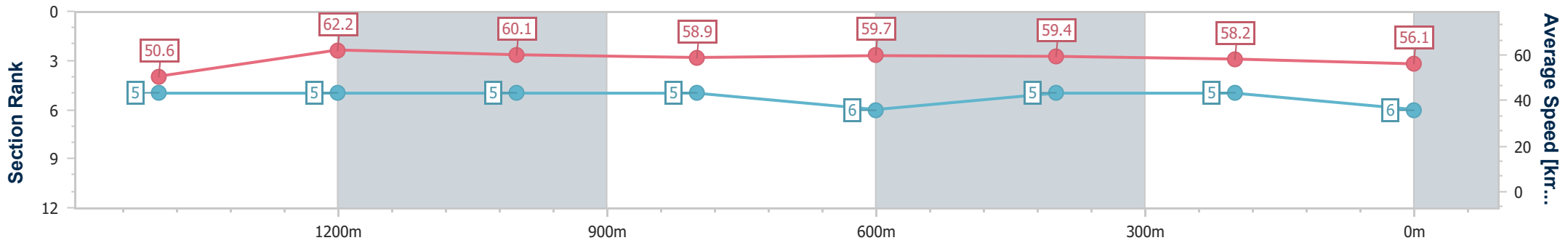
Toowoomba QLD Professional  
Race 3: TRACKSIDE PHOTOGRAPHY Class 2 Handicap - 1625m



03 June 2023 - 17:47

Track Rating: Good 4 , Weather: Fine , Rail Position: +3m Entire

| Section                | Overall                  | 1400m                    | 1200m                    | 1000m                    | 800m                     | 600m                     | 400m                     | 200m                     |  |  |  |  |  |
|------------------------|--------------------------|--------------------------|--------------------------|--------------------------|--------------------------|--------------------------|--------------------------|--------------------------|--|--|--|--|--|
| Section Times          | 1:41.32 [6]<br>(0:16.03) | 1:25.29 [5]<br>(0:11.54) | 1:13.75 [5]<br>(0:12.00) | 1:01.75 [5]<br>(0:12.26) | 0:49.49 [5]<br>(0:12.11) | 0:37.38 [6]<br>(0:12.19) | 0:25.19 [5]<br>(0:12.38) | 0:12.81 [5]<br>(0:12.81) |  |  |  |  |  |
| Average Speed [km/h]   | 50.6                     | 62.2                     | 60.1                     | 58.9                     | 59.7                     | 59.4                     | 58.2                     | 56.1                     |  |  |  |  |  |
| Top Speed [km/h]       | 65.0                     | 64.6                     | 60.6                     | 59.6                     | 61.7                     | 60.4                     | 59.3                     | 57.6                     |  |  |  |  |  |
| Avg. Dist. to Rail [m] | 2.2                      | 0.4                      | 0.6                      | 0.6                      | 1.3                      | 1.2                      | 0.3                      | 0.8                      |  |  |  |  |  |
| Avg. Stride Freq. [Hz] | 2.3                      | 2.3                      | 2.3                      | 2.3                      | 2.3                      | 2.4                      | 2.4                      | 2.3                      |  |  |  |  |  |
| Avg. Stride Length [m] | 6.2                      | 7.4                      | 7.2                      | 7.1                      | 7.1                      | 7.0                      | 6.8                      | 6.8                      |  |  |  |  |  |



- [ ] Ranking at each section and finish
- .-.- No data available at this section
- NA No data available





|                                |                 |
|--------------------------------|-----------------|
| Horse/Jockey Name              | Tea Leaves      |
| Final Rank                     | 7               |
| Fastest Section Time (Section) | 0:11.37 (1400m) |
| Top Speed [km/h] (Section)     | 64.4 (Overall)  |
| Race State                     | Finished        |



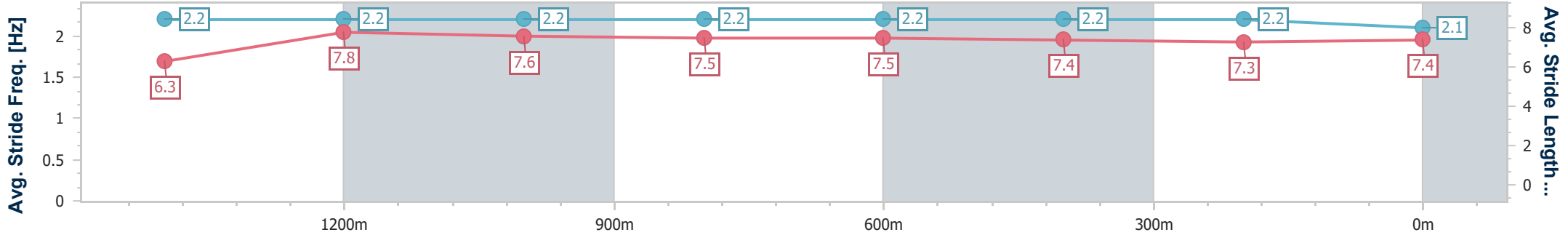
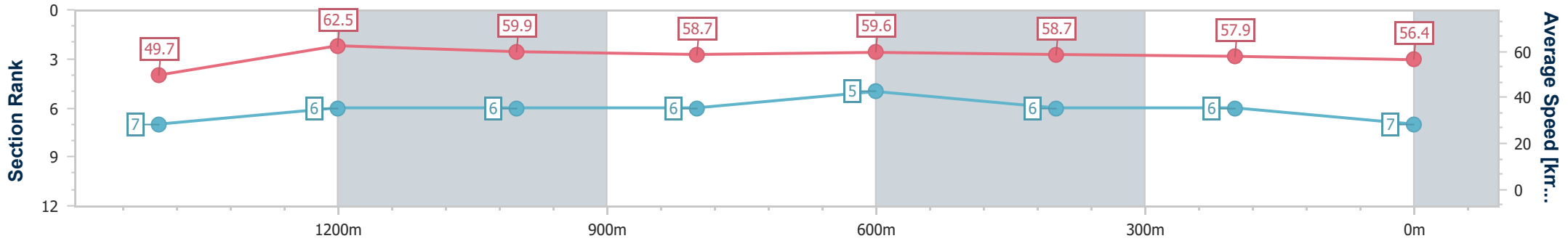
Toowoomba QLD Professional  
Race 3: TRACKSIDE PHOTOGRAPHY Class 2 Handicap - 1625m



03 June 2023 - 17:47

Track Rating: Good 4 , Weather: Fine , Rail Position: +3m Entire

| Section                | Overall                  | 1400m                    | 1200m                    | 1000m                    | 800m                     | 600m                     | 400m                     | 200m                     |
|------------------------|--------------------------|--------------------------|--------------------------|--------------------------|--------------------------|--------------------------|--------------------------|--------------------------|
| Section Times          | 1:41.43 [7]<br>(0:16.27) | 1:25.16 [7]<br>(0:11.37) | 1:13.79 [6]<br>(0:12.00) | 1:01.79 [6]<br>(0:12.23) | 0:49.56 [6]<br>(0:12.07) | 0:37.49 [5]<br>(0:12.30) | 0:25.19 [6]<br>(0:12.47) | 0:12.72 [6]<br>(0:12.72) |
| Average Speed [km/h]   | 49.7                     | 62.5                     | 59.9                     | 58.7                     | 59.6                     | 58.7                     | 57.9                     | 56.4                     |
| Top Speed [km/h]       | 64.4                     | 63.6                     | 60.9                     | 59.2                     | 60.9                     | 60.5                     | 58.3                     | 57.6                     |
| Avg. Dist. to Rail [m] | 2.0                      | 2.1                      | 1.4                      | 1.1                      | 0.3                      | 0.4                      | 0.5                      | 0.4                      |
| Avg. Stride Freq. [Hz] | 2.2                      | 2.2                      | 2.2                      | 2.2                      | 2.2                      | 2.2                      | 2.2                      | 2.1                      |
| Avg. Stride Length [m] | 6.3                      | 7.8                      | 7.6                      | 7.5                      | 7.5                      | 7.4                      | 7.3                      | 7.4                      |



- [ ] Ranking at each section and finish
- .-.- No data available at this section
- NA No data available



|                                |                 |
|--------------------------------|-----------------|
| Horse/Jockey Name              | Zabcan          |
| Final Rank                     | 8               |
| Fastest Section Time (Section) | 0:11.47 (1400m) |
| Top Speed [km/h] (Section)     | 64.1 (Overall)  |
| Race State                     | Finished        |



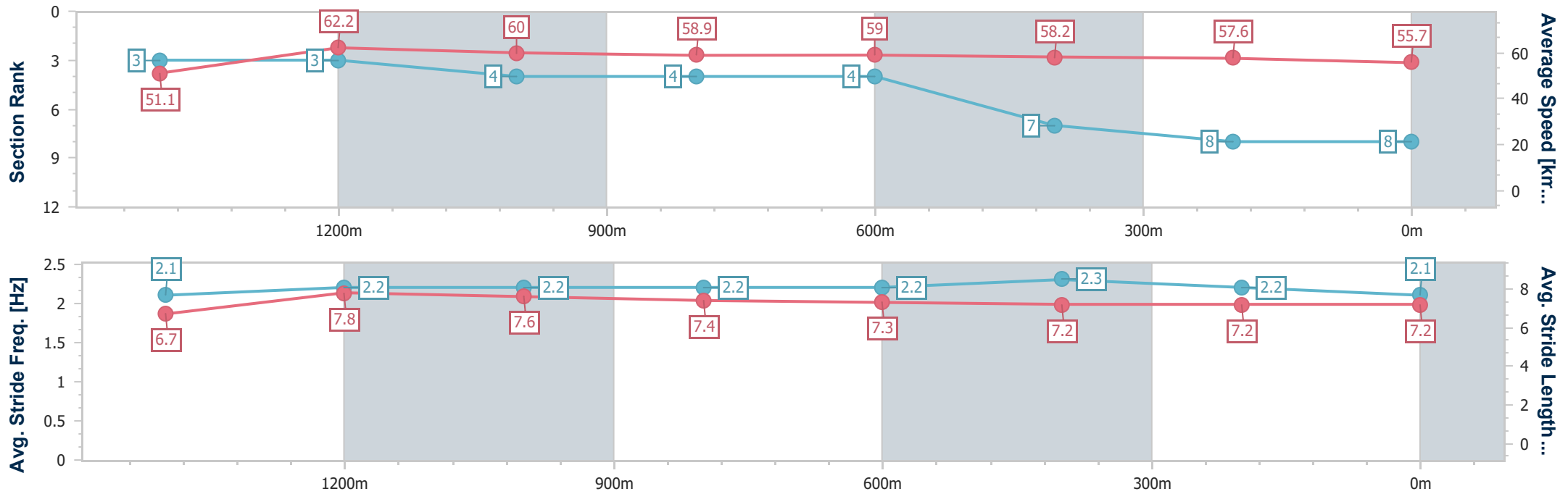
Toowoomba QLD Professional  
Race 3: TRACKSIDE PHOTOGRAPHY Class 2 Handicap - 1625m



03 June 2023 - 17:47

Track Rating: Good 4 , Weather: Fine , Rail Position: +3m Entire

| Section                | Overall                  | 1400m                    | 1200m                    | 1000m                    | 800m                     | 600m                     | 400m                     | 200m                     |
|------------------------|--------------------------|--------------------------|--------------------------|--------------------------|--------------------------|--------------------------|--------------------------|--------------------------|
| Section Times          | 1:41.83 [8]<br>(0:15.87) | 1:25.96 [3]<br>(0:11.47) | 1:14.49 [3]<br>(0:11.99) | 1:02.50 [4]<br>(0:12.26) | 0:50.24 [4]<br>(0:12.25) | 0:37.99 [4]<br>(0:12.54) | 0:25.45 [7]<br>(0:12.56) | 0:12.89 [8]<br>(0:12.89) |
| Average Speed [km/h]   | 51.1                     | 62.2                     | 60.0                     | 58.9                     | 59.0                     | 58.2                     | 57.6                     | 55.7                     |
| Top Speed [km/h]       | 64.1                     | 63.5                     | 61.1                     | 59.8                     | 59.7                     | 59.6                     | 58.6                     | 57.2                     |
| Avg. Dist. to Rail [m] | 3.2                      | 1.5                      | 0.6                      | 0.7                      | 1.5                      | 2.1                      | 1.5                      | 1.8                      |
| Avg. Stride Freq. [Hz] | 2.1                      | 2.2                      | 2.2                      | 2.2                      | 2.2                      | 2.3                      | 2.2                      | 2.1                      |
| Avg. Stride Length [m] | 6.7                      | 7.8                      | 7.6                      | 7.4                      | 7.3                      | 7.2                      | 7.2                      | 7.2                      |



- [ ] Ranking at each section and finish
- .-.- No data available at this section
- NA No data available