

Track Rating: Soft 5, Weather: Fine, Rail Position: +2m 800m-400m; +4m Remainder

Section		Overall	800m	600m	400m	200m	Last 600m					
Field Times		0:50.72 (0:05.63)	0:45.09 (0:10.74)	0:34.35 (0:11.27)	0:23.08 (0:11.42)	0:11.66 (0:11.66)	0:34.35					
Rank	TAB Horse/Jockey	Barrier	Top Speed [km/h]	Fastest Section	Margin					Distance Travelled [m]		
1	9 KITRI Sariah Champkin	4	69.9 800m	0:05.75 Overall	0:50.72 [1] (0:05.75)	0:44.97 [3] (0:10.77)	0:34.20 [2] (0:11.27)	0:22.93 [2] (0:11.27)	0:11.66 [1] (0:11.66)	0:50.72	0:34.20	
2	8 TIME TO LAUNCH Kenji Yoshida	6	69.0 800m	0:05.72 Overall	0:50.76 [2] (0:05.72)	0:45.04 [2] (0:10.95)	0:34.09 [3] (0:11.16)	0:22.93 [3] (0:11.44)	0:11.49 [3] (0:11.49)	0.2L	0:34.09	+3
3	7 STOP THE MUSIC Leeanne McCoy	8	69.6 800m	0:05.63 Overall	0:51.00 [3] (0:05.63)	0:45.37 [1] (0:10.74)	0:34.63 [1] (0:11.27)	0:23.36 [1] (0:11.56)	0:11.80 [2] (0:11.80)	1.5L	0:34.63	+6
4	1 MORE MAX Micheal Hellyer	5	67.6 600m	0:06.14 Overall	0:51.43 [4] (0:06.14)	0:45.29 [9] (0:11.29)	0:34.00 [9] (0:11.13)	0:22.87 [9] (0:11.29)	0:11.58 [5] (0:11.58)	4L	0:34.00	+5
5	3 TIME FOR JACK Luke Tarrant	7	67.8 600m	0:05.77 Overall	0:51.63 [5] (0:05.77)	0:45.86 [5] (0:11.39)	0:34.47 [7] (0:11.13)	0:23.34 [5] (0:11.59)	0:11.75 [6] (0:11.75)	5L	0:34.47	+3
6	10 DEEMED A DRAGON Tahlia Fenlon	9	68.6 800m	0:05.82 Overall	0:51.74 [6] (0:05.82)	0:45.92 [6] (0:11.02)	0:34.90 [4] (0:11.26)	0:23.64 [4] (0:11.69)	0:11.95 [4] (0:11.95)	5.5L	0:34.90	+5
7	6 METHIL Anthony Allen	3	67.7 600m	0:05.76 Overall	0:52.21 [7] (0:05.76)	0:46.45 [4] (0:11.41)	0:35.04 [8] (0:11.37)	0:23.67 [8] (0:11.84)	0:11.83 [8] (0:11.83)	8.3L	0:35.04	+4
8	4 IRONSTONE GAL Gemma Steele	1	66.9 800m	0:05.85 Overall	0:52.47 [8] (0:05.85)	0:46.62 [7] (0:11.19)	0:35.43 [6] (0:11.37)	0:24.06 [6] (0:11.81)	0:12.25 [7] (0:12.25)	9.8L	0:35.43	-3
9	11 EMPEROR TEIO Alisha Donald	2	68.0 600m	0:05.90 Overall	0:53.11 [9] (0:05.90)	0:47.21 [8] (0:11.12)	0:36.09 [5] (0:11.45)	0:24.64 [7] (0:11.99)	0:12.65 [9] (0:12.65)	13.3L	0:36.09	+2

Scratched: Pride Of Nala (#5), Fast Fusion (#2)



Horse/Jockey Name	Kitri
Final Rank	1
Fastest Section Time (Section)	0:05.75 (Overall)
Top Speed [km/h] (Section)	69.9 (800m)
Race State	Finished



Toowoomba QLD Professional

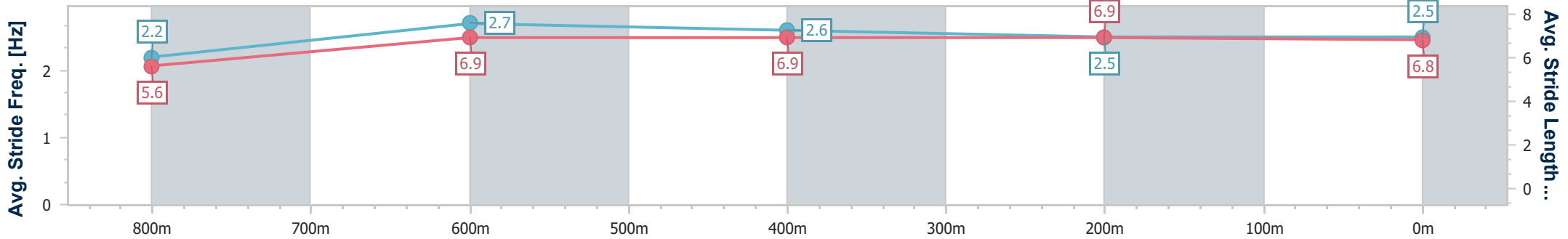
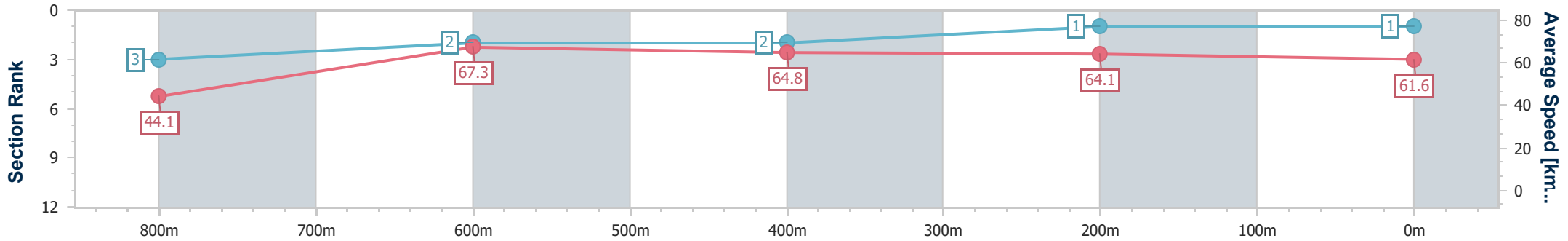
Race 5: LIEBKE TYRES Maiden Plate - 870m

10 June 2023 - 19:05

Track Rating: Soft 5, Weather: Fine, Rail Position: +2m 800m-400m; +4m Remainder



Section	Overall	800m	600m	400m	200m
Section Times	0:50.72 [1] (0:05.75)	0:44.97 [3] (0:10.77)	0:34.20 [2] (0:11.27)	0:22.93 [2] (0:11.27)	0:11.66 [1] (0:11.66)
Average Speed [km/h]	44.1	67.3	64.8	64.1	61.6
Top Speed [km/h]	60.2	69.9	69.0	68.2	62.1
Avg. Dist. to Rail [m]	3.7	3.8	2.9	1.0	1.5
Avg. Stride Freq. [Hz]	2.2	2.7	2.6	2.5	2.5
Avg. Stride Length [m]	5.6	6.9	6.9	6.9	6.8



- [] Ranking at each section and finish
- .-.- No data available at this section
- NA No data available



Horse/Jockey Name	Time To Launch
Final Rank	2
Fastest Section Time (Section)	0:05.72 (Overall)
Top Speed [km/h] (Section)	69.0 (800m)
Race State	Finished



Toowoomba QLD Professional

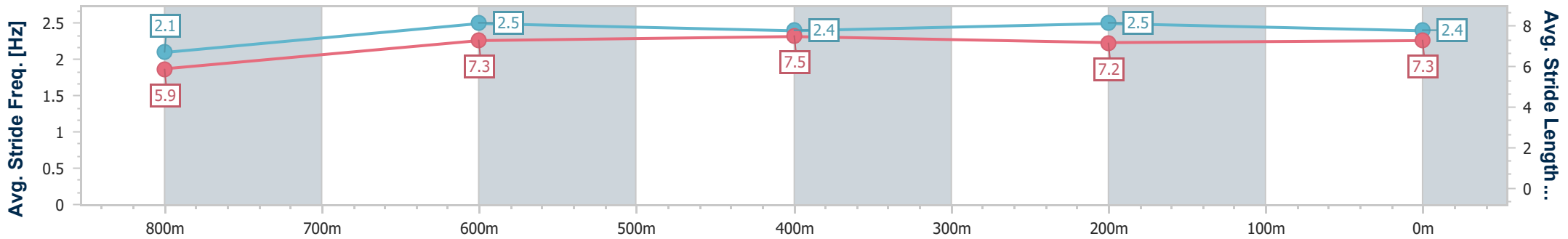
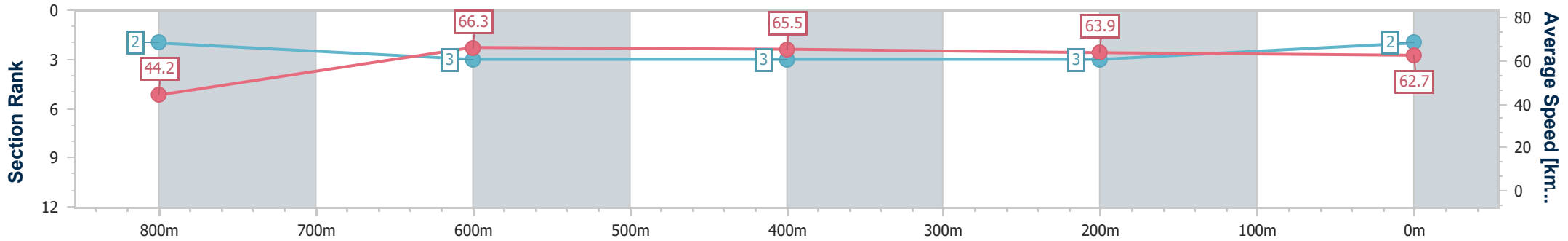
Race 5: LIEBKE TYRES Maiden Plate - 870m

10 June 2023 - 19:05

Track Rating: Soft 5, Weather: Fine, Rail Position: +2m 800m-400m; +4m Remainder



Section	Overall	800m	600m	400m	200m
Section Times	0:50.76 [2] (0:05.72)	0:45.04 [2] (0:10.95)	0:34.09 [3] (0:11.16)	0:22.93 [3] (0:11.44)	0:11.49 [3] (0:11.49)
Average Speed [km/h]	44.2	66.3	65.5	63.9	62.7
Top Speed [km/h]	60.1	69.0	68.1	65.4	64.1
Avg. Dist. to Rail [m]	5.3	4.8	3.1	4.8	5.7
Avg. Stride Freq. [Hz]	2.1	2.5	2.4	2.5	2.4
Avg. Stride Length [m]	5.9	7.3	7.5	7.2	7.3



- [] Ranking at each section and finish
- .-.- No data available at this section
- NA No data available



Horse/Jockey Name	Stop The Music
Final Rank	3
Fastest Section Time (Section)	0:05.63 (Overall)
Top Speed [km/h] (Section)	69.6 (800m)
Race State	Finished



Toowoomba QLD Professional

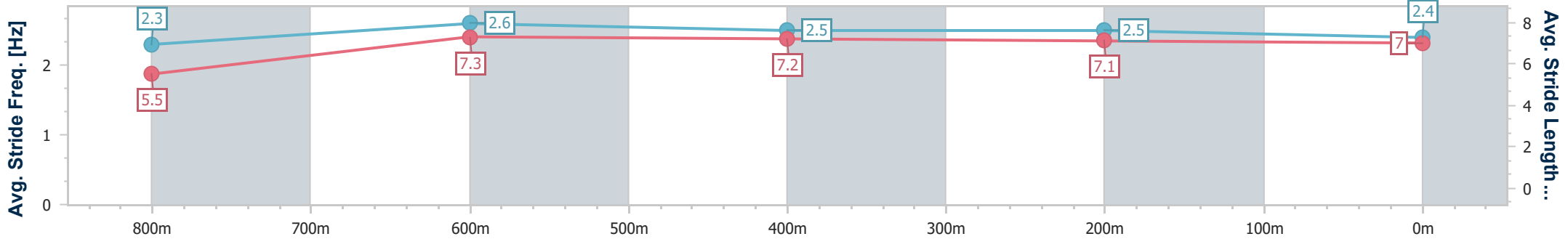
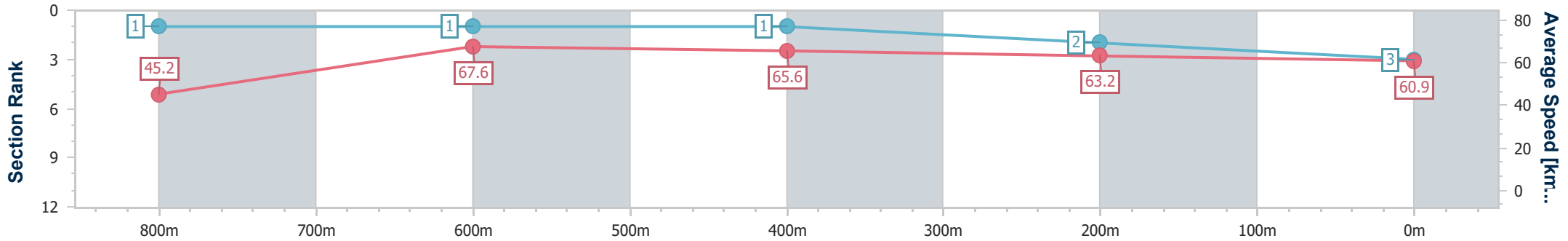
Race 5: LIEBKE TYRES Maiden Plate - 870m

10 June 2023 - 19:05

Track Rating: Soft 5, Weather: Fine, Rail Position: +2m 800m-400m; +4m Remainder



Section	Overall	800m	600m	400m	200m
Section Times	0:51.00 [3] (0:05.63)	0:45.37 [1] (0:10.74)	0:34.63 [1] (0:11.27)	0:23.36 [1] (0:11.56)	0:11.80 [2] (0:11.80)
Average Speed [km/h]	45.2	67.6	65.6	63.2	60.9
Top Speed [km/h]	60.6	69.6	68.6	64.5	63.1
Avg. Dist. to Rail [m]	7.5	5.4	5.0	4.3	2.7
Avg. Stride Freq. [Hz]	2.3	2.6	2.5	2.5	2.4
Avg. Stride Length [m]	5.5	7.3	7.2	7.1	7.0



- [] Ranking at each section and finish
- .-.- No data available at this section
- NA No data available



Horse/Jockey Name	More Max
Final Rank	4
Fastest Section Time (Section)	0:06.14 (Overall)
Top Speed [km/h] (Section)	67.6 (600m)
Race State	Finished



Toowoomba QLD Professional

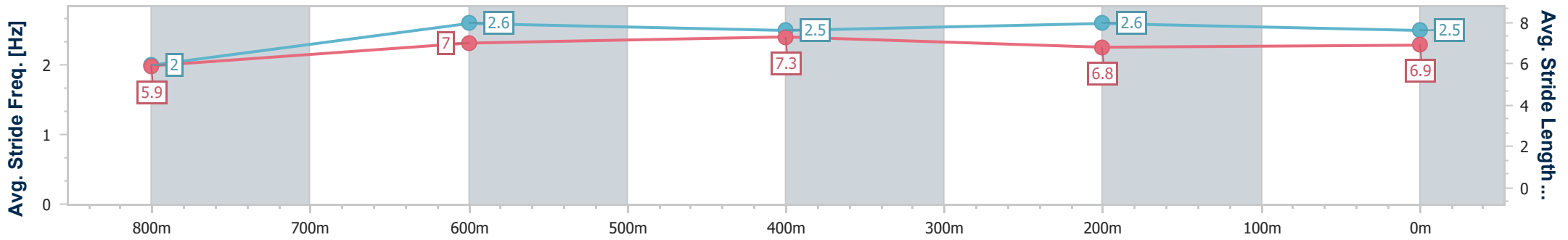
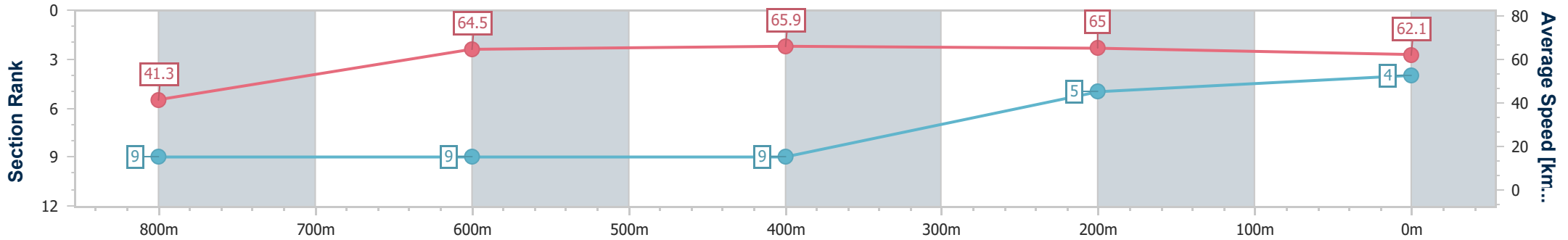
Race 5: LIEBKE TYRES Maiden Plate - 870m

10 June 2023 - 19:05

Track Rating: Soft 5, Weather: Fine, Rail Position: +2m 800m-400m; +4m Remainder



Section	Overall	800m	600m	400m	200m
Section Times	0:51.43 [4] (0:06.14)	0:45.29 [9] (0:11.29)	0:34.00 [9] (0:11.13)	0:22.87 [9] (0:11.29)	0:11.58 [5] (0:11.58)
Average Speed [km/h]	41.3	64.5	65.9	65.0	62.1
Top Speed [km/h]	57.0	67.6	67.6	65.6	64.7
Avg. Dist. to Rail [m]	4.1	5.9	3.4	6.2	8.4
Avg. Stride Freq. [Hz]	2.0	2.6	2.5	2.6	2.5
Avg. Stride Length [m]	5.9	7.0	7.3	6.8	6.9



- [] Ranking at each section and finish
- .-.- No data available at this section
- NA No data available



Horse/Jockey Name	Time For Jack
Final Rank	5
Fastest Section Time (Section)	0:05.77 (Overall)
Top Speed [km/h] (Section)	67.8 (600m)
Race State	Finished



Toowoomba QLD Professional

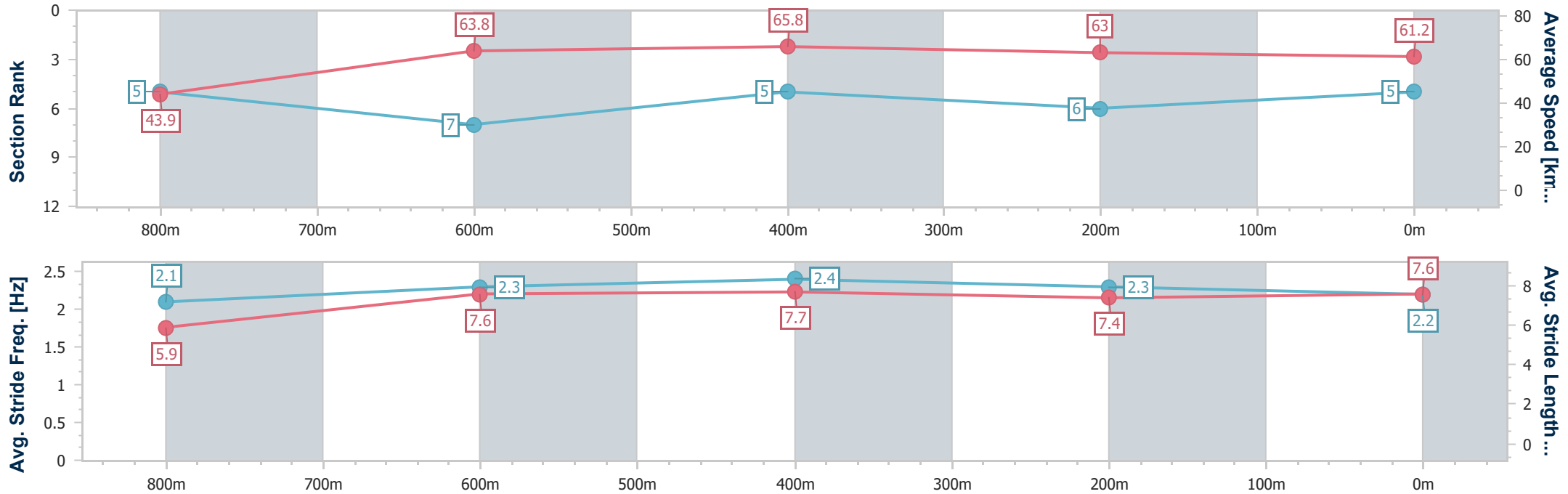
Race 5: LIEBKE TYRES Maiden Plate - 870m

10 June 2023 - 19:05

Track Rating: Soft 5, Weather: Fine, Rail Position: +2m 800m-400m; +4m Remainder



Section	Overall	800m	600m	400m	200m
Section Times	0:51.63 [5] (0:05.77)	0:45.86 [5] (0:11.39)	0:34.47 [7] (0:11.13)	0:23.34 [5] (0:11.59)	0:11.75 [6] (0:11.75)
Average Speed [km/h]	43.9	63.8	65.8	63.0	61.2
Top Speed [km/h]	57.6	67.0	67.8	64.8	63.2
Avg. Dist. to Rail [m]	5.2	5.0	2.9	4.8	5.3
Avg. Stride Freq. [Hz]	2.1	2.3	2.4	2.3	2.2
Avg. Stride Length [m]	5.9	7.6	7.7	7.4	7.6



- [] Ranking at each section and finish
- .-.- No data available at this section
- NA No data available



Horse/Jockey Name	Deemed A Dragon
Final Rank	6
Fastest Section Time (Section)	0:05.82 (Overall)
Top Speed [km/h] (Section)	68.6 (800m)
Race State	Finished



Toowoomba QLD Professional

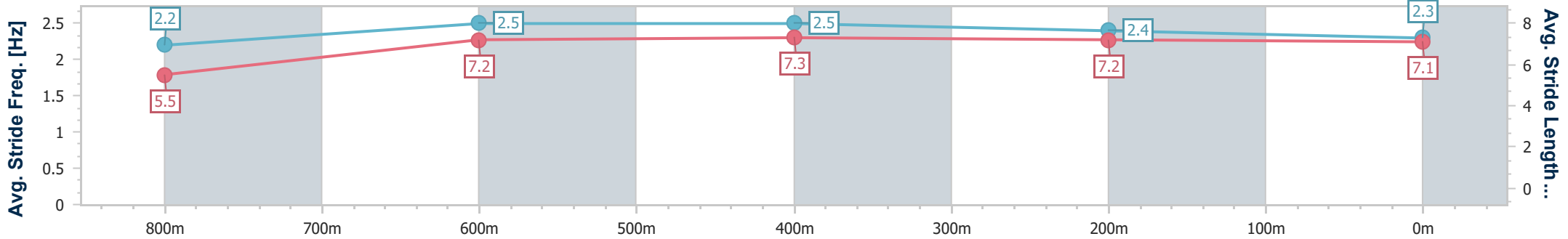
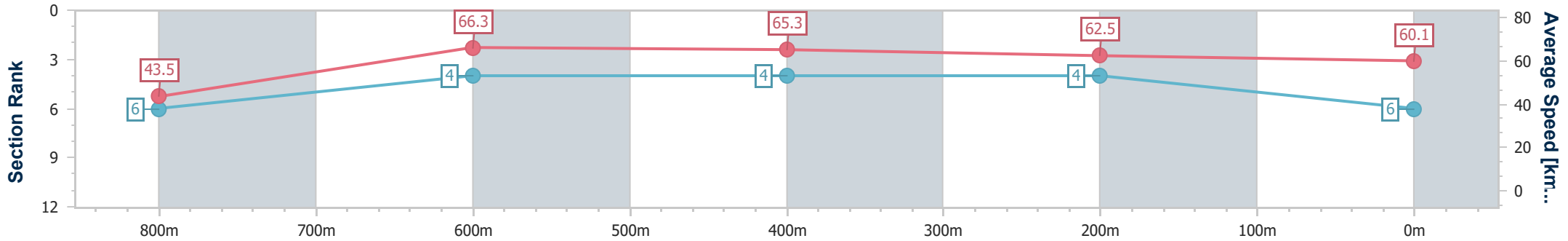
Race 5: LIEBKE TYRES Maiden Plate - 870m

10 June 2023 - 19:05

Track Rating: Soft 5, Weather: Fine, Rail Position: +2m 800m-400m; +4m Remainder



Section	Overall	800m	600m	400m	200m
Section Times	0:51.74 [6] (0:05.82)	0:45.92 [6] (0:11.02)	0:34.90 [4] (0:11.26)	0:23.64 [4] (0:11.69)	0:11.95 [4] (0:11.95)
Average Speed [km/h]	43.5	66.3	65.3	62.5	60.1
Top Speed [km/h]	59.5	68.6	68.5	63.3	61.7
Avg. Dist. to Rail [m]	8.5	7.6	4.2	3.5	3.2
Avg. Stride Freq. [Hz]	2.2	2.5	2.5	2.4	2.3
Avg. Stride Length [m]	5.5	7.2	7.3	7.2	7.1



- [] Ranking at each section and finish
- .-.- No data available at this section
- NA No data available



Horse/Jockey Name	Methil
Final Rank	7
Fastest Section Time (Section)	0:05.76 (Overall)
Top Speed [km/h] (Section)	67.7 (600m)
Race State	Finished



Toowoomba QLD Professional

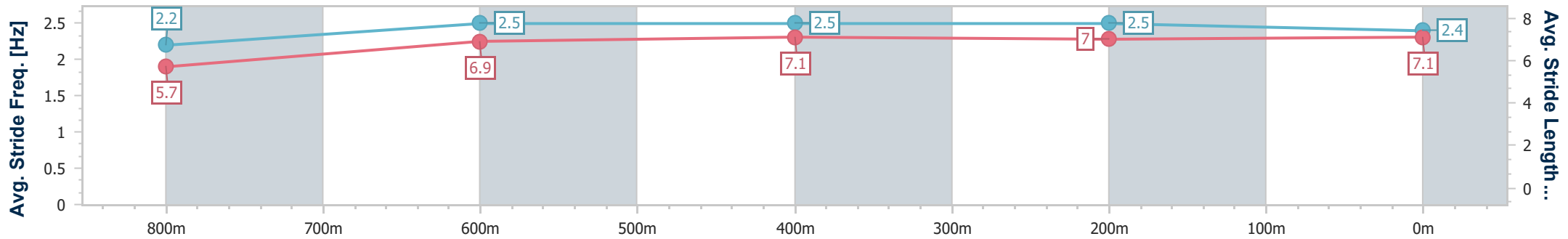
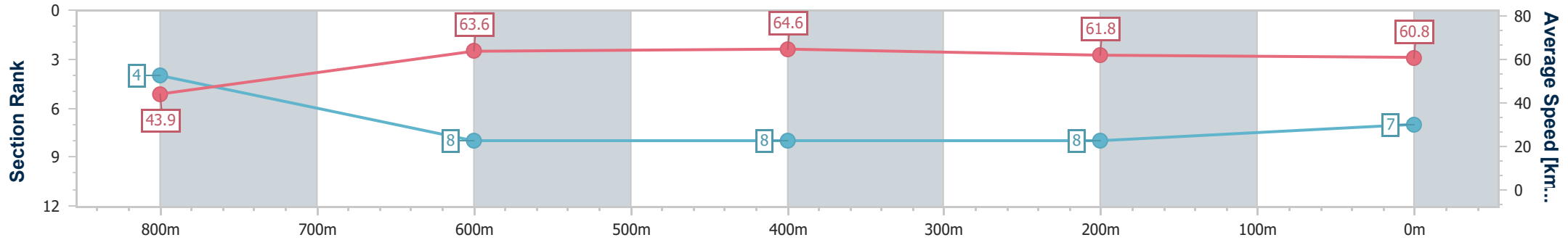
Race 5: LIEBKE TYRES Maiden Plate - 870m

10 June 2023 - 19:05

Track Rating: Soft 5, Weather: Fine, Rail Position: +2m 800m-400m; +4m Remainder



Section	Overall	800m	600m	400m	200m
Section Times	0:52.21 [7] (0:05.76)	0:46.45 [4] (0:11.41)	0:35.04 [8] (0:11.37)	0:23.67 [8] (0:11.84)	0:11.83 [8] (0:11.83)
Average Speed [km/h]	43.9	63.6	64.6	61.8	60.8
Top Speed [km/h]	57.9	66.9	67.7	62.6	62.4
Avg. Dist. to Rail [m]	1.5	3.7	3.9	4.8	5.2
Avg. Stride Freq. [Hz]	2.2	2.5	2.5	2.5	2.4
Avg. Stride Length [m]	5.7	6.9	7.1	7.0	7.1



- [] Ranking at each section and finish
- .-.- No data available at this section
- NA No data available



Horse/Jockey Name	Ironstone Gal
Final Rank	8
Fastest Section Time (Section)	0:05.85 (Overall)
Top Speed [km/h] (Section)	66.9 (800m)
Race State	Finished



Toowoomba QLD Professional

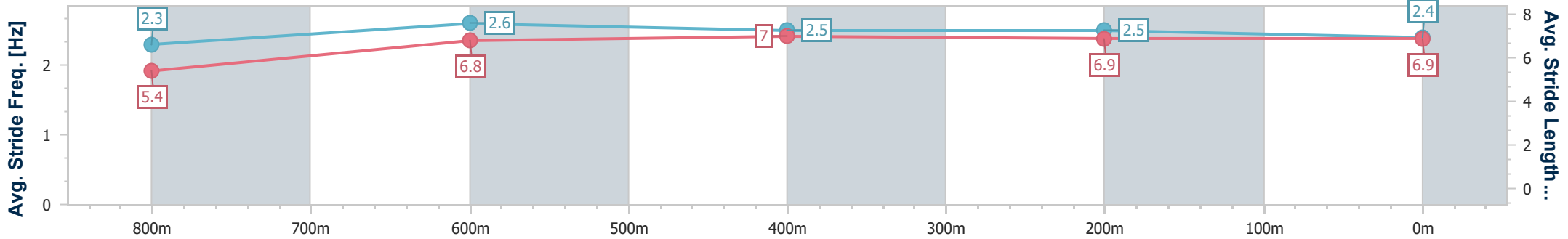
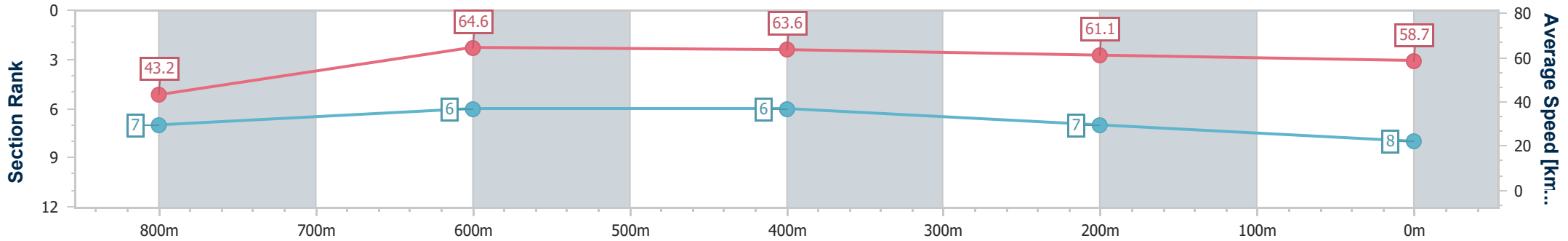
Race 5: LIEBKE TYRES Maiden Plate - 870m

10 June 2023 - 19:05

Track Rating: Soft 5, Weather: Fine, Rail Position: +2m 800m-400m; +4m Remainder



Section	Overall	800m	600m	400m	200m
Section Times	0:52.47 [8] (0:05.85)	0:46.62 [7] (0:11.19)	0:35.43 [6] (0:11.37)	0:24.06 [6] (0:11.81)	0:12.25 [7] (0:12.25)
Average Speed [km/h]	43.2	64.6	63.6	61.1	58.7
Top Speed [km/h]	59.0	66.9	66.7	62.2	60.5
Avg. Dist. to Rail [m]	0.7	1.6	1.0	0.7	1.2
Avg. Stride Freq. [Hz]	2.3	2.6	2.5	2.5	2.4
Avg. Stride Length [m]	5.4	6.8	7.0	6.9	6.9



- [] Ranking at each section and finish
- .-.- No data available at this section
- NA No data available



Horse/Jockey Name	Emperor Teio
Final Rank	9
Fastest Section Time (Section)	0:05.90 (Overall)
Top Speed [km/h] (Section)	68.0 (600m)
Race State	Finished



Toowoomba QLD Professional

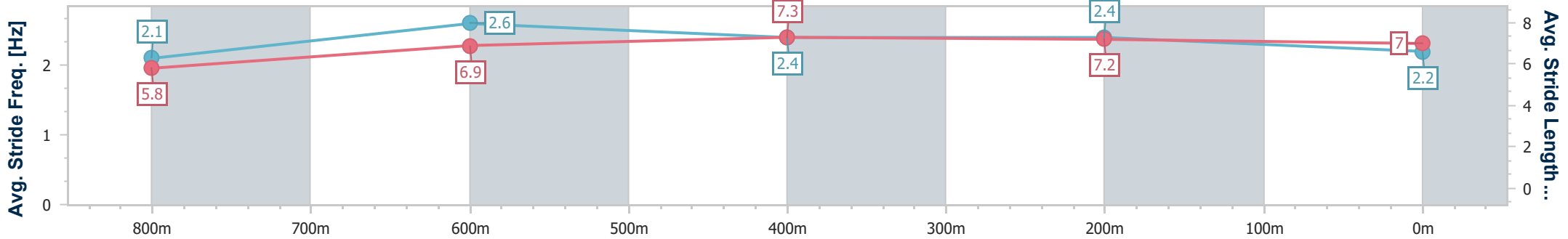
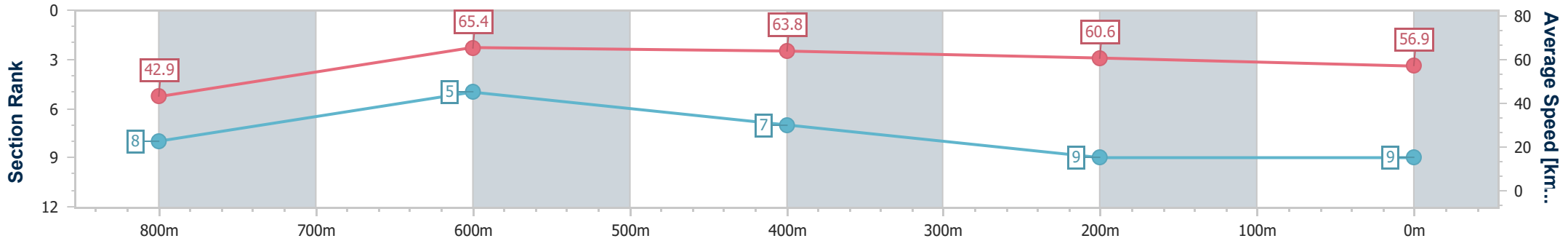
Race 5: LIEBKE TYRES Maiden Plate - 870m

10 June 2023 - 19:05

Track Rating: Soft 5, Weather: Fine, Rail Position: +2m 800m-400m; +4m Remainder



Section	Overall	800m	600m	400m	200m
Section Times	0:53.11 [9] (0:05.90)	0:47.21 [8] (0:11.12)	0:36.09 [5] (0:11.45)	0:24.64 [7] (0:11.99)	0:12.65 [9] (0:12.65)
Average Speed [km/h]	42.9	65.4	63.8	60.6	56.9
Top Speed [km/h]	59.5	67.8	68.0	62.2	60.1
Avg. Dist. to Rail [m]	3.6	4.3	3.0	3.2	3.3
Avg. Stride Freq. [Hz]	2.1	2.6	2.4	2.4	2.2
Avg. Stride Length [m]	5.8	6.9	7.3	7.2	7.0



- [] Ranking at each section and finish
- .-.- No data available at this section
- NA No data available