



Sunshine Coast QLD Professional

Race 8: TAB BENCHMARK 58 Handicap - 1200m



11 June 2023 - 16:35

Track Rating: Good 4, Weather: Overcast, Rail Position: +4m

Section		Field Times										Last 600m	
		Overall	1000m	800m	600m	400m	200m						0:36.35
		1:12.81 (0:13.33)	0:59.48 (0:11.09)	0:48.39 (0:12.04)	0:36.35 (0:12.27)	0:24.08 (0:11.57)	0:12.51 (0:12.51)						
Rank	TAB Horse/Jockey	Barrier	Top Speed [km/h]	Fastest Section								Margin	Distance Travelled [m]
1	5 KUBWA Justin Huxtable	12	64.5 1000m	0:11.44 400m	1:12.81 [1] (0:13.46)	0:59.35 [4] (0:11.63)	0:47.72 [6] (0:12.09)	0:35.63 [7] (0:12.16)	0:23.47 [7] (0:11.44)	0:12.03 [6] (0:12.03)	1:12.81	0:35.63	
2	1 KEETA Paul Hamblin	6	65.1 1000m	0:11.33 400m	1:12.82 [2] (0:13.64)	0:59.18 [7] (0:11.41)	0:47.77 [5] (0:12.00)	0:35.77 [5] (0:12.23)	0:23.54 [6] (0:11.33)	0:12.21 [3] (0:12.21)	0.1L	0:35.77	+0
3	9 GREYLANDER Angela Jones	3	67.2 1000m	0:11.17 1000m	1:12.89 [3] (0:13.43)	0:59.46 [3] (0:11.17)	0:48.29 [2] (0:11.91)	0:36.38 [2] (0:12.22)	0:24.16 [1] (0:11.57)	0:12.59 [1] (0:12.59)	0.4L	0:36.38	-4
4	2 BOWRIDER Jai Williams	5	64.4 1000m	0:11.51 1000m	1:12.90 [4] (0:13.41)	0:59.49 [2] (0:11.51)	0:47.98 [4] (0:11.85)	0:36.13 [4] (0:12.20)	0:23.93 [4] (0:11.63)	0:12.30 [2] (0:12.30)	0.5L	0:36.13	-2
5	4 CANNY BE BETTER Montana Philpot	1	65.8 1000m	0:11.24 1000m	1:12.94 [5] (0:13.63)	0:59.31 [6] (0:11.24)	0:48.07 [3] (0:11.89)	0:36.18 [3] (0:12.21)	0:23.97 [3] (0:11.65)	0:12.32 [4] (0:12.32)	0.7L	0:36.18	-5
6	7 THE STIFMEISTER Bailey Wheeler	4	64.2 1000m	0:11.48 400m	1:13.03 [6] (0:13.73)	0:59.30 [8] (0:11.64)	0:47.66 [8] (0:11.80)	0:35.86 [6] (0:12.10)	0:23.76 [5] (0:11.48)	0:12.28 [5] (0:12.28)	1.1L	0:35.86	-4
7	3 ASCOT EXPRESS Melea Castle	7	65.6 1000m	0:11.39 400m	1:13.08 [7] (0:14.13)	0:58.95 [13] (0:11.44)	0:47.51 [10] (0:11.99)	0:35.52 [10] (0:12.12)	0:23.40 [11] (0:11.39)	0:12.01 [12] (0:12.01)	1.3L	0:35.52	-4
8	18 MUWARRAD Jake Bayliss	2	64.2 1000m	0:11.38 400m	1:13.15 [8] (0:14.23)	0:58.92 [14] (0:11.58)	0:47.34 [14] (0:11.94)	0:35.40 [13] (0:11.91)	0:23.49 [10] (0:11.38)	0:12.11 [11] (0:12.11)	1.6L	0:35.40	-5
9	11 WICKED'N' LOVIN'IT Mark Du Plessis	8	64.9 400m	0:11.37 400m	1:13.16 [9] (0:13.93)	0:59.23 [9] (0:11.68)	0:47.55 [11] (0:11.84)	0:35.71 [9] (0:11.98)	0:23.73 [8] (0:11.37)	0:12.36 [7] (0:12.36)	1.7L	0:35.71	-1
10	14 FIRE LOVE Ryan Maloney	14	64.1 400m	0:11.45 400m	1:13.21 [10] (0:13.47)	0:59.74 [5] (0:11.74)	0:48.00 [7] (0:12.17)	0:35.83 [8] (0:12.20)	0:23.63 [9] (0:11.45)	0:12.18 [10] (0:12.18)	1.9L	0:35.83	+8

Scratched: Maxie Tap (#6), Derbari (#8), Deelosh (#13)

Report Created: Sun 11 June 2023 17:14 GMT+10 (Note: Timing is based on position data)

Page 1/18

[] Ranking at each section and finish
 -:-:- No data available at this section
 NA No data available
 SCN Saddle cloth number
 DNF Did not finish
 DNT Did not track

data processed by TRIPLESDATA

11 June 2023 - 16:35

Track Rating: Good 4, Weather: Overcast, Rail Position: +4m

Section		Field Times										Last 600m	
		Overall	1000m	800m	600m	400m	200m						
		1:12.81 (0:13.33)	0:59.48 (0:11.09)	0:48.39 (0:12.04)	0:36.35 (0:12.27)	0:24.08 (0:11.57)	0:12.51 (0:12.51)						0:36.35
Rank	TAB Horse/Jockey	Barrier	Top Speed [km/h]	Fastest Section								Margin	Distance Travelled [m]
11	15 SECRET NOTE Damien Thornton	17	65.7 400m	0:11.30 400m	1:13.26 [11] (0:14.30)	0:58.96 [15] (0:11.62)	0:47.34 [15] (0:11.99)	0:35.35 [15] (0:12.09)	0:23.26 [16] (0:11.30)	0:11.96 [15] (0:11.96)	2.1L	0:35.35	+0
12	12 LITERMONT Ben Thompson	11	64.4 400m	0:11.37 400m	1:13.29 [12] (0:13.97)	0:59.32 [10] (0:11.54)	0:47.78 [9] (0:12.10)	0:35.68 [11] (0:12.13)	0:23.55 [12] (0:11.37)	0:12.18 [13] (0:12.18)	2.3L	0:35.68	+5
13	16 ELESPRIT MISS Samantha Collett	15	65.0 400m	0:11.21 400m	1:13.38 [13] (0:14.69)	0:58.69 [16] (0:11.53)	0:47.16 [16] (0:11.76)	0:35.40 [16] (0:11.84)	0:23.56 [14] (0:11.21)	0:12.35 [9] (0:12.35)	2.7L	0:35.40	-9
14	17 PARISIAN LADY Justin Stanley	16	64.2 400m	0:11.43 400m	1:13.43 [14] (0:14.07)	0:59.36 [12] (0:11.70)	0:47.66 [13] (0:12.03)	0:35.63 [14] (0:12.06)	0:23.57 [15] (0:11.43)	0:12.14 [14] (0:12.14)	2.9L	0:35.63	+2
15	19 CLEARY ADONIS Taylor Marshall	9	63.3 600m	0:11.58 400m	1:13.60 [15] (0:14.04)	0:59.56 [11] (0:11.68)	0:47.88 [12] (0:11.98)	0:35.90 [12] (0:12.11)	0:23.79 [13] (0:11.58)	0:12.21 [16] (0:12.21)	3.7L	0:35.90	+0
16	10 REGAL CONQUEROR James Orman	13	67.9 1000m	0:11.09 1000m	1:14.16 [16] (0:13.33)	1:00.83 [1] (0:11.09)	0:49.74 [1] (0:12.04)	0:37.70 [1] (0:12.37)	0:25.33 [2] (0:11.99)	0:13.34 [8] (0:13.34)	7L	0:37.70	-1

Scratched: Maxie Tap (#6), Derbari (#8), Deelosh (#13)



Horse/Jockey Name	Kubwa
Final Rank	1
Fastest Section Time (Section)	0:11.44 (400m)
Top Speed [km/h] (Section)	64.5 (1000m)
Race State	Finished



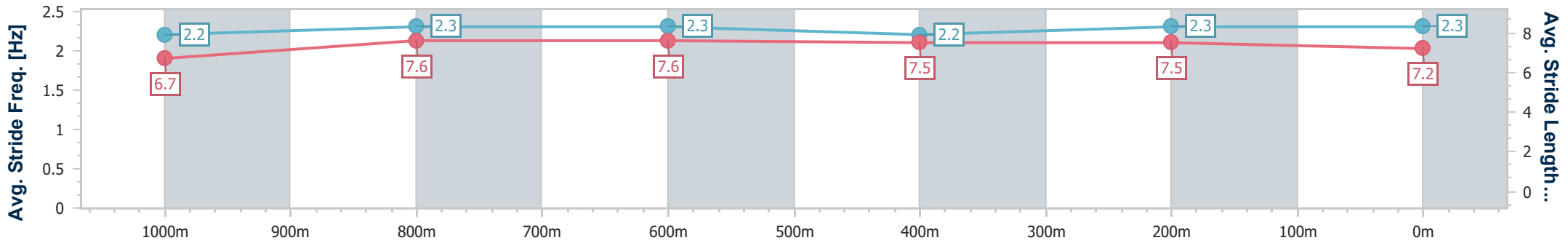
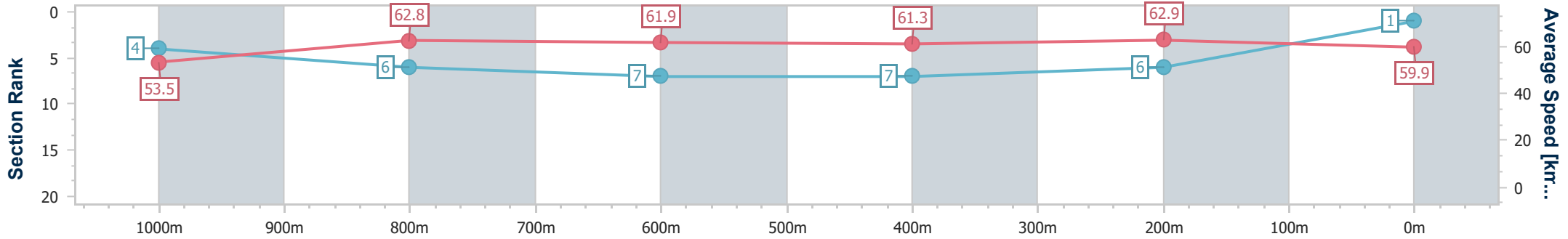
Sunshine Coast QLD Professional
Race 8: TAB BENCHMARK 58 Handicap - 1200m



11 June 2023 - 16:35

Track Rating: Good 4, Weather: Overcast, Rail Position: +4m

Section	Overall	1000m	800m	600m	400m	200m
Section Times	1:12.81 [1] (0:13.46)	0:59.35 [4] (0:11.63)	0:47.72 [6] (0:12.09)	0:35.63 [7] (0:12.16)	0:23.47 [7] (0:11.44)	0:12.03 [6] (0:12.03)
Average Speed [km/h]	53.5	62.8	61.9	61.3	62.9	59.9
Top Speed [km/h]	64.0	64.5	63.1	62.9	64.2	62.7
Avg. Dist. to Rail [m]	12.9	6.6	6.4	5.9	8.5	9.5
Avg. Stride Freq. [Hz]	2.2	2.3	2.3	2.2	2.3	2.3
Avg. Stride Length [m]	6.7	7.6	7.6	7.5	7.5	7.2



- [] Ranking at each section and finish
- .-.- No data available at this section
- NA No data available



Horse/Jockey Name	Keeta
Final Rank	2
Fastest Section Time (Section)	0:11.33 (400m)
Top Speed [km/h] (Section)	65.1 (1000m)
Race State	Finished



Sunshine Coast QLD Professional

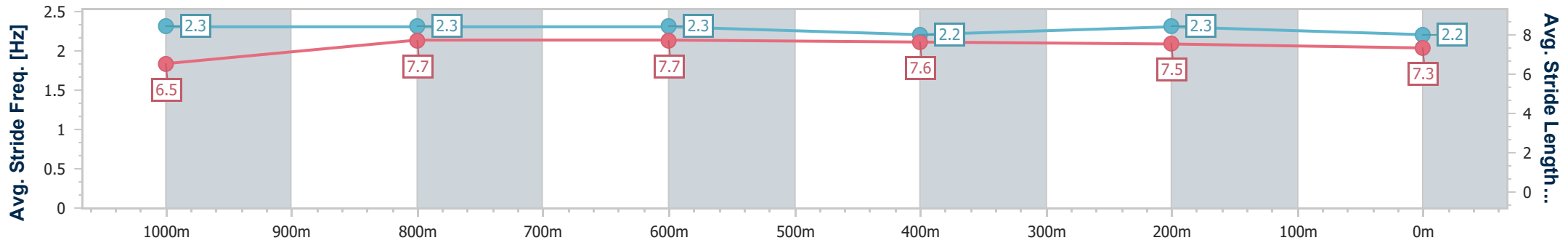
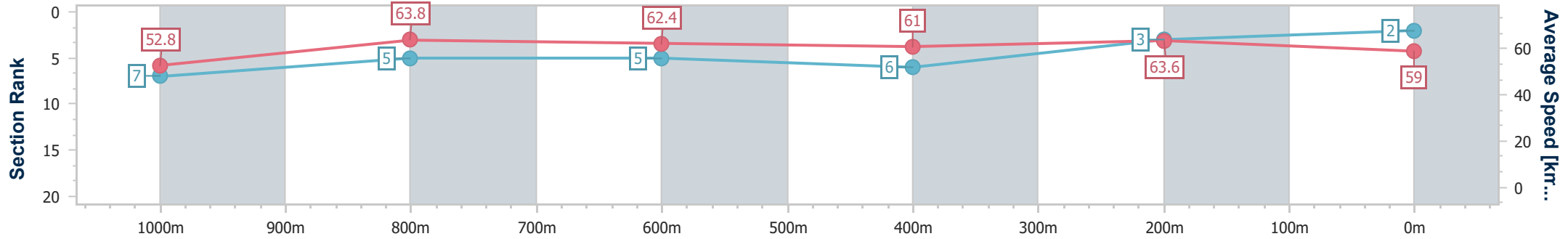
Race 8: TAB BENCHMARK 58 Handicap - 1200m

11 June 2023 - 16:35



Track Rating: Good 4, Weather: Overcast, Rail Position: +4m

Section	Overall	1000m	800m	600m	400m	200m
Section Times	1:12.82 [2] (0:13.64)	0:59.18 [7] (0:11.41)	0:47.77 [5] (0:12.00)	0:35.77 [5] (0:12.23)	0:23.54 [6] (0:11.33)	0:12.21 [3] (0:12.21)
Average Speed [km/h]	52.8	63.8	62.4	61.0	63.6	59.0
Top Speed [km/h]	64.7	65.1	64.1	63.0	64.1	63.7
Avg. Dist. to Rail [m]	6.8	4.9	6.7	6.2	9.6	11.4
Avg. Stride Freq. [Hz]	2.3	2.3	2.3	2.2	2.3	2.2
Avg. Stride Length [m]	6.5	7.7	7.7	7.6	7.5	7.3



- [] Ranking at each section and finish
- .-.- No data available at this section
- NA No data available



Horse/Jockey Name	Greylander
Final Rank	3
Fastest Section Time (Section)	0:11.17 (1000m)
Top Speed [km/h] (Section)	67.2 (1000m)
Race State	Finished



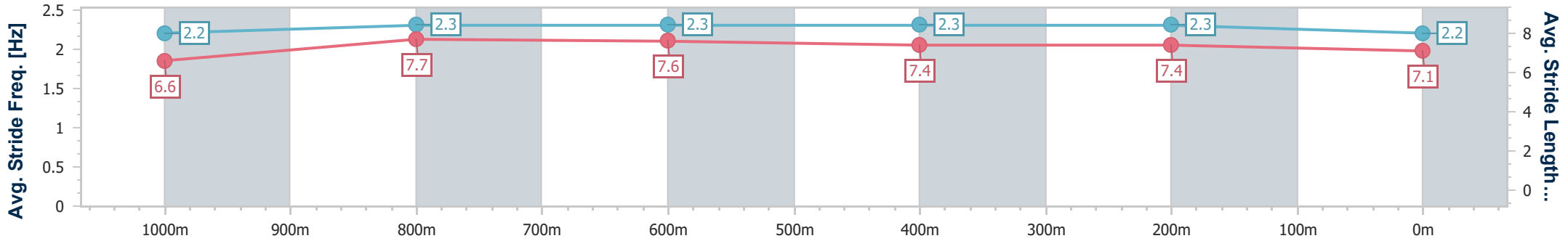
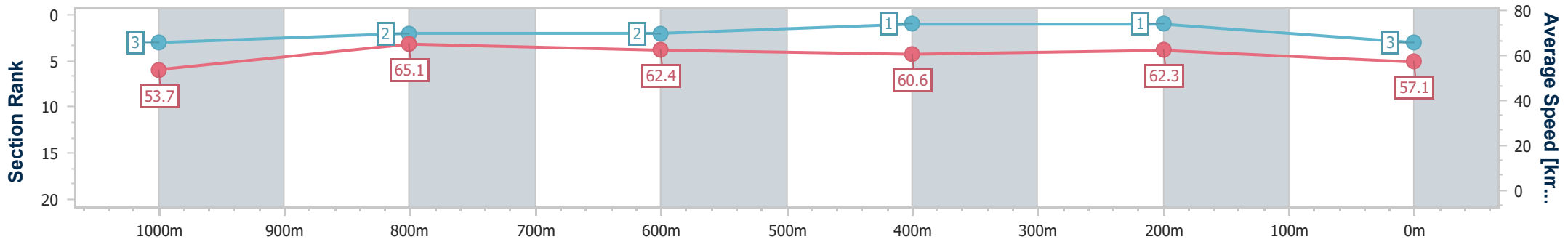
Sunshine Coast QLD Professional
Race 8: TAB BENCHMARK 58 Handicap - 1200m



11 June 2023 - 16:35

Track Rating: Good 4, Weather: Overcast, Rail Position: +4m

Section	Overall	1000m	800m	600m	400m	200m
Section Times	1:12.89 [3] (0:13.43)	0:59.46 [3] (0:11.17)	0:48.29 [2] (0:11.91)	0:36.38 [2] (0:12.22)	0:24.16 [1] (0:11.57)	0:12.59 [1] (0:12.59)
Average Speed [km/h]	53.7	65.1	62.4	60.6	62.3	57.1
Top Speed [km/h]	65.2	67.2	63.6	61.8	63.2	60.1
Avg. Dist. to Rail [m]	4.9	3.3	5.4	4.8	5.7	6.0
Avg. Stride Freq. [Hz]	2.2	2.3	2.3	2.3	2.3	2.2
Avg. Stride Length [m]	6.6	7.7	7.6	7.4	7.4	7.1



- [] Ranking at each section and finish
- .-.- No data available at this section
- NA No data available



Horse/Jockey Name	Bowrider
Final Rank	4
Fastest Section Time (Section)	0:11.51 (1000m)
Top Speed [km/h] (Section)	64.4 (1000m)
Race State	Finished



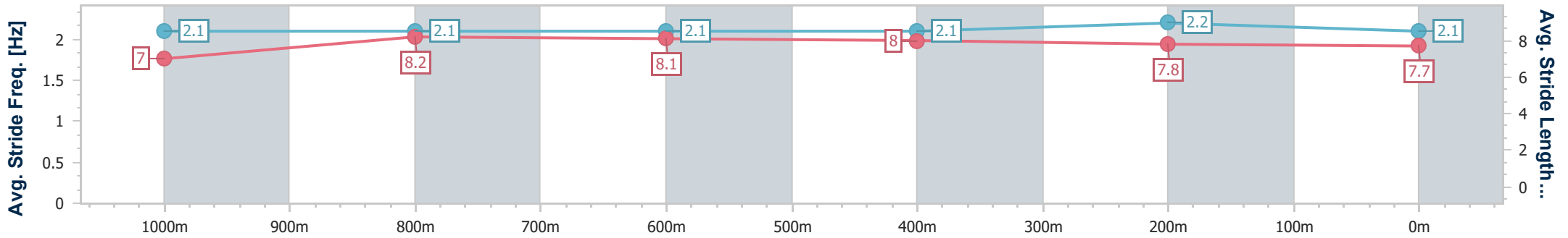
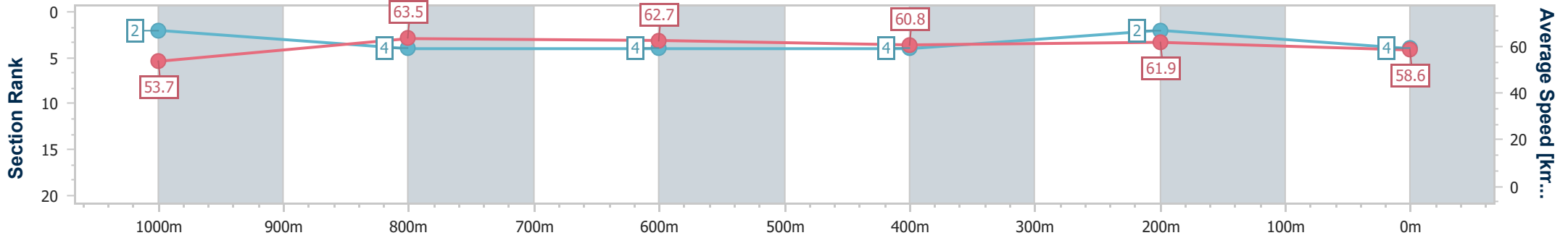
Sunshine Coast QLD Professional
Race 8: TAB BENCHMARK 58 Handicap - 1200m



11 June 2023 - 16:35

Track Rating: Good 4, Weather: Overcast, Rail Position: +4m

Section	Overall	1000m	800m	600m	400m	200m
Section Times	1:12.90 [4] (0:13.41)	0:59.49 [2] (0:11.51)	0:47.98 [4] (0:11.85)	0:36.13 [4] (0:12.20)	0:23.93 [4] (0:11.63)	0:12.30 [2] (0:12.30)
Average Speed [km/h]	53.7	63.5	62.7	60.8	61.9	58.6
Top Speed [km/h]	63.9	64.4	63.4	61.7	62.7	60.9
Avg. Dist. to Rail [m]	9.1	6.8	5.3	5.1	7.5	7.5
Avg. Stride Freq. [Hz]	2.1	2.1	2.1	2.1	2.2	2.1
Avg. Stride Length [m]	7.0	8.2	8.1	8.0	7.8	7.7



- [] Ranking at each section and finish
- .-.- No data available at this section
- NA No data available



Horse/Jockey Name	Canny Be Better
Final Rank	5
Fastest Section Time (Section)	0:11.24 (1000m)
Top Speed [km/h] (Section)	65.8 (1000m)
Race State	Finished



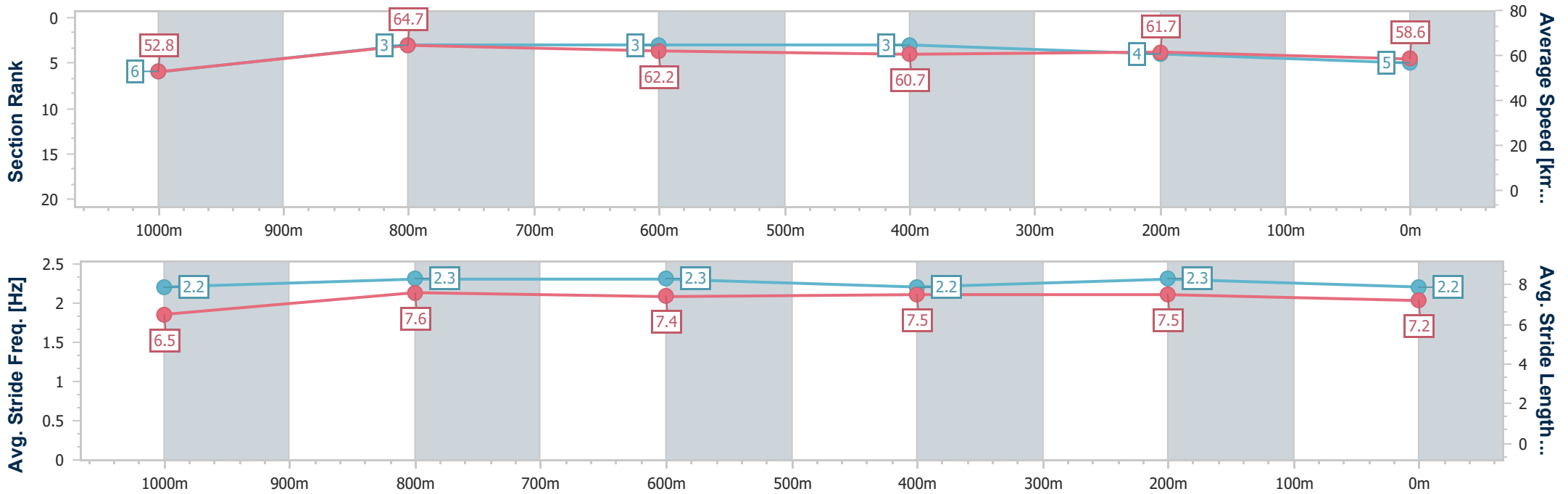
Sunshine Coast QLD Professional
Race 8: TAB BENCHMARK 58 Handicap - 1200m



11 June 2023 - 16:35

Track Rating: Good 4, Weather: Overcast, Rail Position: +4m

Section	Overall	1000m	800m	600m	400m	200m
Section Times	1:12.94 [5] (0:13.63)	0:59.31 [6] (0:11.24)	0:48.07 [3] (0:11.89)	0:36.18 [3] (0:12.21)	0:23.97 [3] (0:11.65)	0:12.32 [4]
Average Speed [km/h]	52.8	64.7	62.2	60.7	61.7	58.6
Top Speed [km/h]	64.5	65.8	63.1	62.3	62.8	60.5
Avg. Dist. to Rail [m]	4.7	3.5	4.5	4.9	5.8	6.3
Avg. Stride Freq. [Hz]	2.2	2.3	2.3	2.2	2.3	2.2
Avg. Stride Length [m]	6.5	7.6	7.4	7.5	7.5	7.2



- [] Ranking at each section and finish
- .-.- No data available at this section
- NA No data available



Horse/Jockey Name	The Stifmeister
Final Rank	6
Fastest Section Time (Section)	0:11.48 (400m)
Top Speed [km/h] (Section)	64.2 (1000m)
Race State	Finished



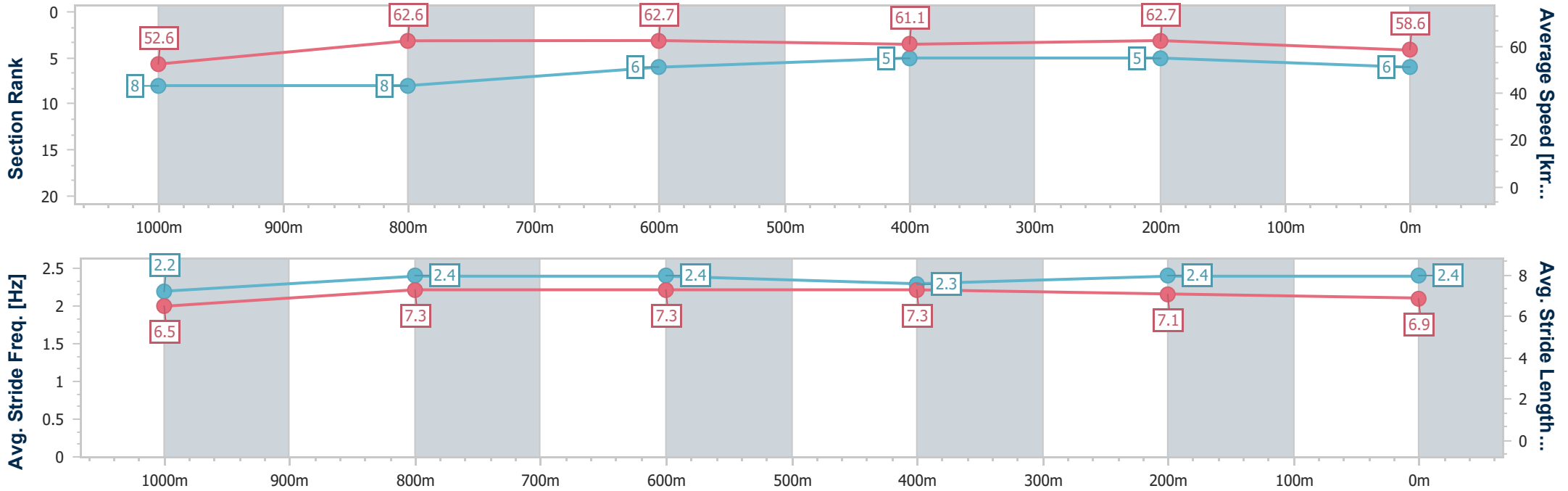
Sunshine Coast QLD Professional
Race 8: TAB BENCHMARK 58 Handicap - 1200m



11 June 2023 - 16:35

Track Rating: Good 4, Weather: Overcast, Rail Position: +4m

Section	Overall	1000m	800m	600m	400m	200m
Section Times	1:13.03 [6] (0:13.73)	0:59.30 [8] (0:11.64)	0:47.66 [8] (0:11.80)	0:35.86 [6] (0:12.10)	0:23.76 [5] (0:11.48)	0:12.28 [5] (0:12.28)
Average Speed [km/h]	52.6	62.6	62.7	61.1	62.7	58.6
Top Speed [km/h]	62.2	64.2	63.8	62.8	63.8	60.6
Avg. Dist. to Rail [m]	9.0	6.3	4.6	4.2	4.3	2.9
Avg. Stride Freq. [Hz]	2.2	2.4	2.4	2.3	2.4	2.4
Avg. Stride Length [m]	6.5	7.3	7.3	7.3	7.1	6.9



- [] Ranking at each section and finish
- .-.- No data available at this section
- NA No data available



Horse/Jockey Name	Ascot Express
Final Rank	7
Fastest Section Time (Section)	0:11.39 (400m)
Top Speed [km/h] (Section)	65.6 (1000m)
Race State	Finished



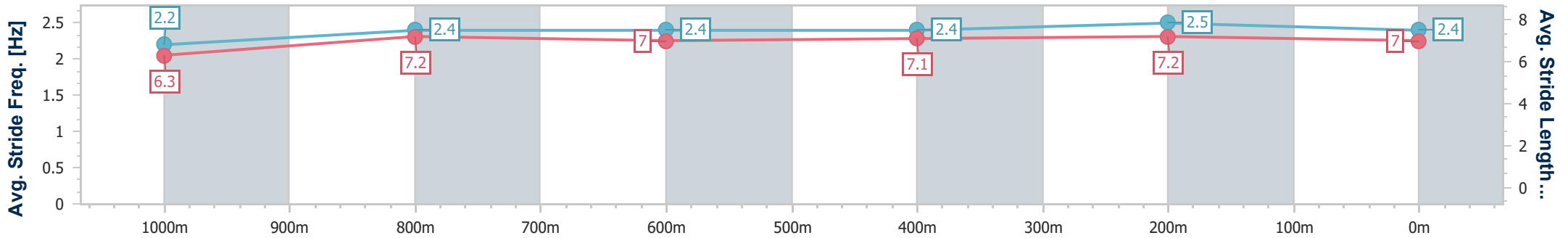
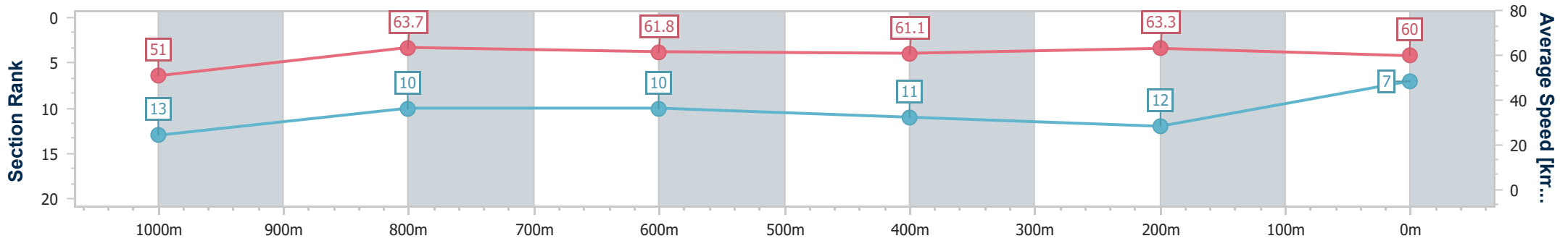
Sunshine Coast QLD Professional
Race 8: TAB BENCHMARK 58 Handicap - 1200m



11 June 2023 - 16:35

Track Rating: Good 4, Weather: Overcast, Rail Position: +4m

Section	Overall	1000m	800m	600m	400m	200m
Section Times	1:13.08 [7] (0:14.13)	0:58.95 [13] (0:11.44)	0:47.51 [10] (0:11.99)	0:35.52 [10] (0:12.12)	0:23.40 [11] (0:11.39)	0:12.01 [12]
Average Speed [km/h]	51.0	63.7	61.8	61.1	63.3	60.0
Top Speed [km/h]	62.1	65.6	63.3	62.9	64.6	62.8
Avg. Dist. to Rail [m]	8.8	4.5	5.2	4.8	8.5	10.0
Avg. Stride Freq. [Hz]	2.2	2.4	2.4	2.4	2.5	2.4
Avg. Stride Length [m]	6.3	7.2	7.0	7.1	7.2	7.0



- [] Ranking at each section and finish
- .-.- No data available at this section
- NA No data available



Horse/Jockey Name	Muwarnad
Final Rank	8
Fastest Section Time (Section)	0:11.38 (400m)
Top Speed [km/h] (Section)	64.2 (1000m)
Race State	Finished



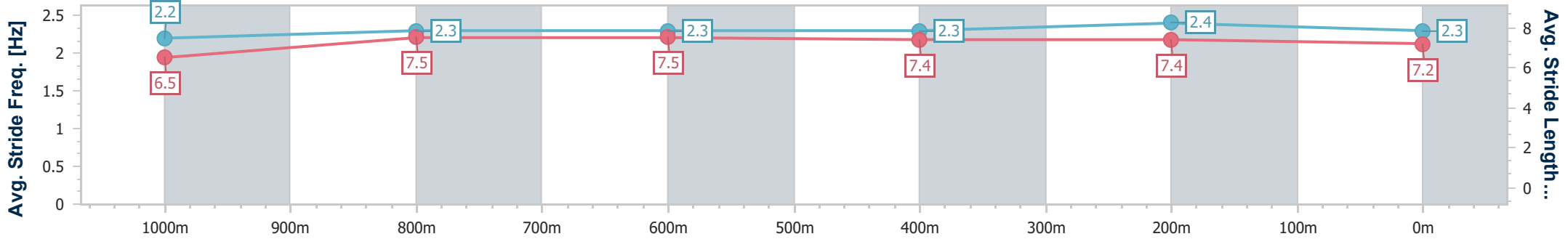
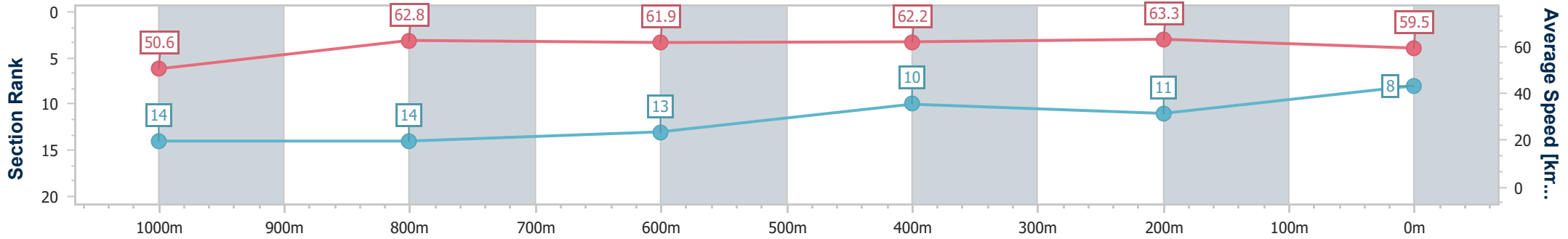
Sunshine Coast QLD Professional
Race 8: TAB BENCHMARK 58 Handicap - 1200m



11 June 2023 - 16:35

Track Rating: Good 4, Weather: Overcast, Rail Position: +4m

Section	Overall	1000m	800m	600m	400m	200m
Section Times	1:13.15 [8] (0:14.23)	0:58.92 [14] (0:11.58)	0:47.34 [14] (0:11.94)	0:35.40 [13] (0:11.91)	0:23.49 [10] (0:11.38)	0:12.11 [11] (0:12.11)
Average Speed [km/h]	50.6	62.8	61.9	62.2	63.3	59.5
Top Speed [km/h]	62.2	64.2	63.0	63.6	64.2	62.5
Avg. Dist. to Rail [m]	4.9	3.9	4.3	4.7	6.9	6.8
Avg. Stride Freq. [Hz]	2.2	2.3	2.3	2.3	2.4	2.3
Avg. Stride Length [m]	6.5	7.5	7.5	7.4	7.4	7.2



- [] Ranking at each section and finish
- .-.-.- No data available at this section
- NA No data available



Horse/Jockey Name	Wicked'n' Lovin'it
Final Rank	9
Fastest Section Time (Section)	0:11.37 (400m)
Top Speed [km/h] (Section)	64.9 (400m)
Race State	Finished



Sunshine Coast QLD Professional

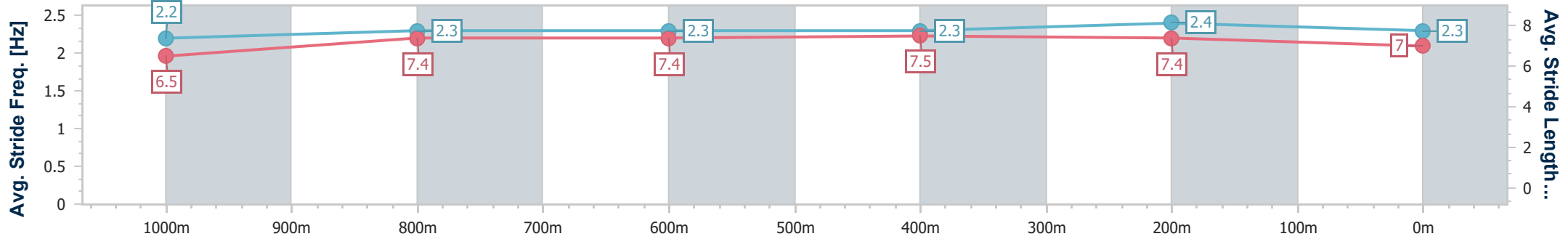
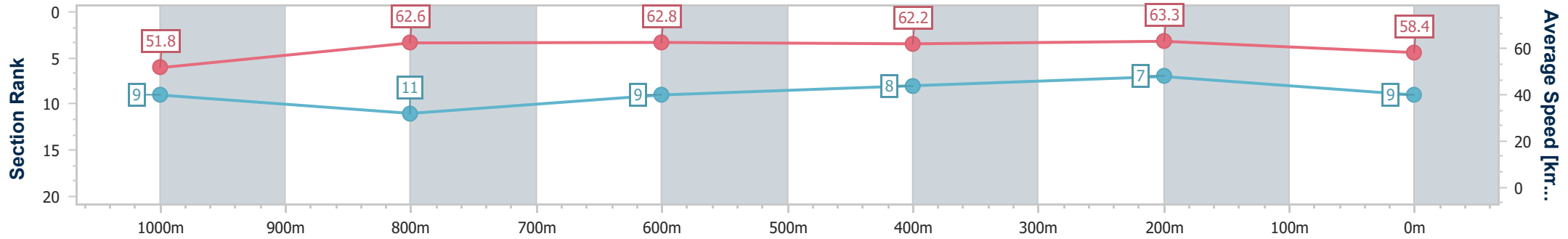
Race 8: TAB BENCHMARK 58 Handicap - 1200m

11 June 2023 - 16:35

Track Rating: Good 4, Weather: Overcast, Rail Position: +4m



Section	Overall	1000m	800m	600m	400m	200m
Section Times	1:13.16 [9] (0:13.93)	0:59.23 [9] (0:11.68)	0:47.55 [11] (0:11.84)	0:35.71 [9] (0:11.98)	0:23.73 [8] (0:11.37)	0:12.36 [7] (0:12.36)
Average Speed [km/h]	51.8	62.6	62.8	62.2	63.3	58.4
Top Speed [km/h]	63.6	64.6	64.1	63.7	64.9	63.0
Avg. Dist. to Rail [m]	9.5	6.3	5.5	5.8	7.7	8.1
Avg. Stride Freq. [Hz]	2.2	2.3	2.3	2.3	2.4	2.3
Avg. Stride Length [m]	6.5	7.4	7.4	7.5	7.4	7.0



- [] Ranking at each section and finish
- .-.- No data available at this section
- NA No data available



Horse/Jockey Name	Fire Love
Final Rank	10
Fastest Section Time (Section)	0:11.45 (400m)
Top Speed [km/h] (Section)	64.1 (400m)
Race State	Finished



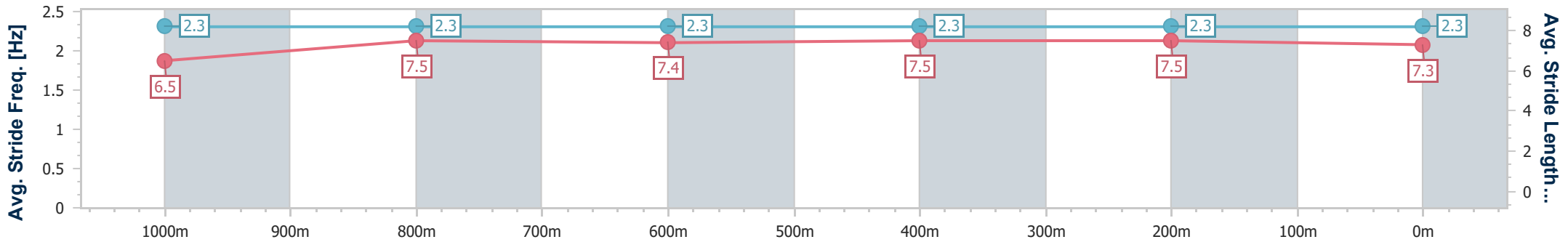
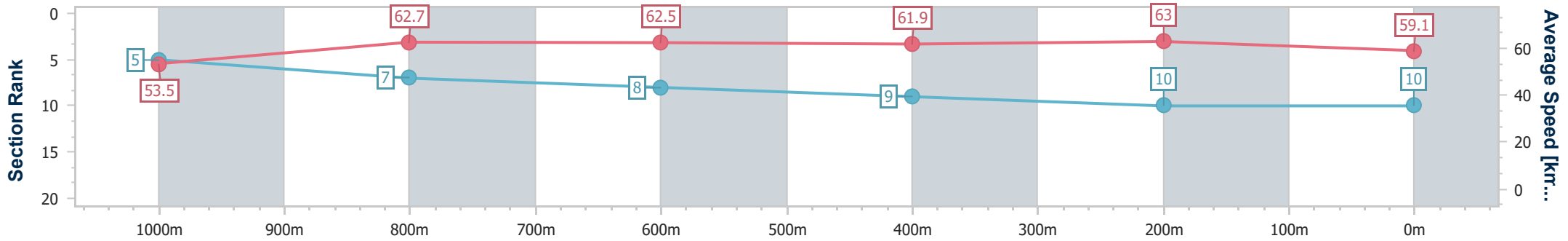
Sunshine Coast QLD Professional
Race 8: TAB BENCHMARK 58 Handicap - 1200m



11 June 2023 - 16:35

Track Rating: Good 4, Weather: Overcast, Rail Position: +4m

Section	Overall	1000m	800m	600m	400m	200m							
Section Times	1:13.21 [10] (0:13.47)	0:59.74 [5] (0:11.74)	0:48.00 [7] (0:12.17)	0:35.83 [8] (0:12.20)	0:23.63 [9] (0:11.45)	0:12.18 [10] (0:12.18)							
Average Speed [km/h]	53.5	62.7	62.5	61.9	63.0	59.1							
Top Speed [km/h]	62.8	63.6	63.4	63.4	64.1	62.6							
Avg. Dist. to Rail [m]	16.3	9.1	9.4	8.2	11.1	11.9							
Avg. Stride Freq. [Hz]	2.3	2.3	2.3	2.3	2.3	2.3							
Avg. Stride Length [m]	6.5	7.5	7.4	7.5	7.5	7.3							



- [] Ranking at each section and finish
- .-.- No data available at this section
- NA No data available



Horse/Jockey Name	Secret Note
Final Rank	11
Fastest Section Time (Section)	0:11.30 (400m)
Top Speed [km/h] (Section)	65.7 (400m)
Race State	Finished



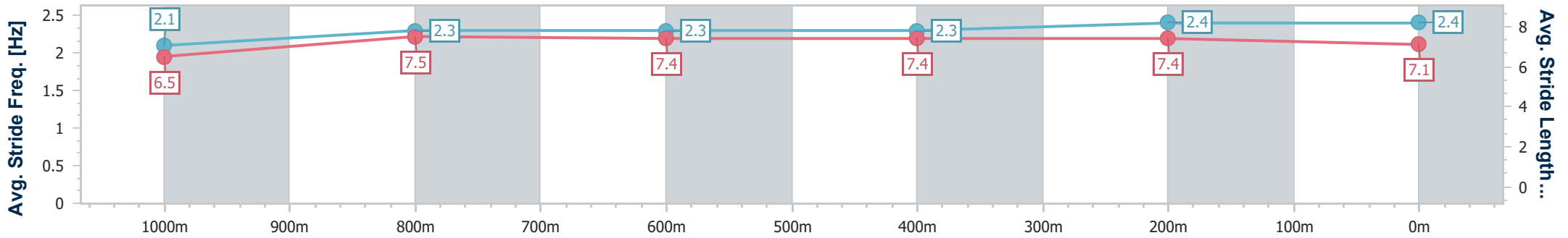
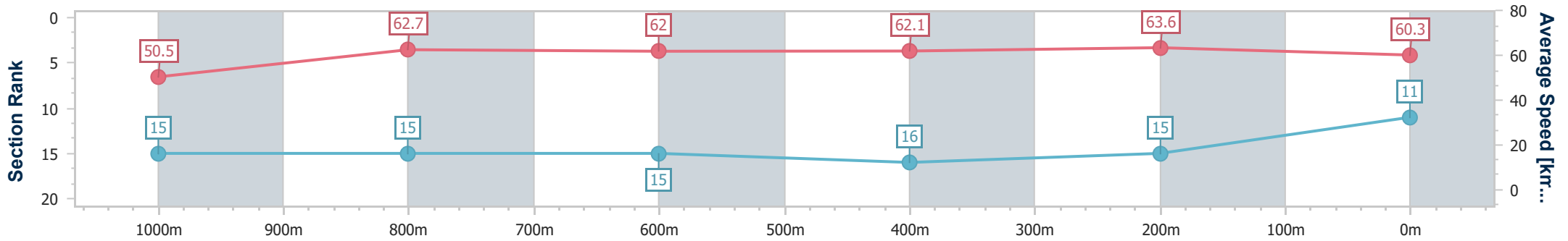
Sunshine Coast QLD Professional
Race 8: TAB BENCHMARK 58 Handicap - 1200m



11 June 2023 - 16:35

Track Rating: Good 4, Weather: Overcast, Rail Position: +4m

Section	Overall	1000m	800m	600m	400m	200m
Section Times	1:13.26 [11] (0:14.30)	0:58.96 [15] (0:11.62)	0:47.34 [15] (0:11.99)	0:35.35 [15] (0:12.09)	0:23.26 [16] (0:11.30)	0:11.96 [15] (0:11.96)
Average Speed [km/h]	50.5	62.7	62.0	62.1	63.6	60.3
Top Speed [km/h]	61.8	63.8	63.1	63.7	65.7	63.8
Avg. Dist. to Rail [m]	15.7	4.5	5.6	6.8	11.5	13.3
Avg. Stride Freq. [Hz]	2.1	2.3	2.3	2.3	2.4	2.4
Avg. Stride Length [m]	6.5	7.5	7.4	7.4	7.4	7.1



- [] Ranking at each section and finish
- .-.- No data available at this section
- NA No data available



Horse/Jockey Name	Litermont
Final Rank	12
Fastest Section Time (Section)	0:11.37 (400m)
Top Speed [km/h] (Section)	64.4 (400m)
Race State	Finished



Sunshine Coast QLD Professional

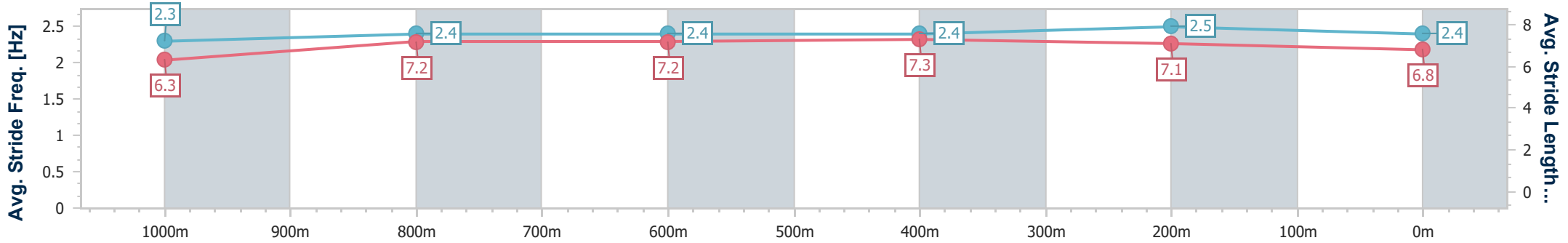
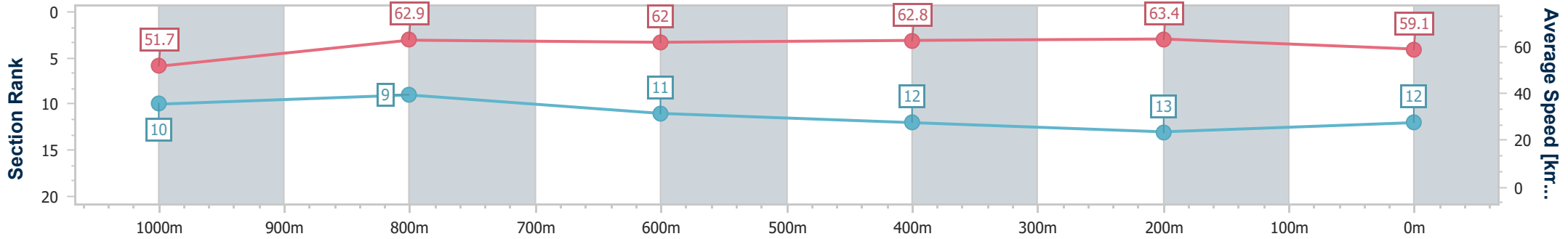
Race 8: TAB BENCHMARK 58 Handicap - 1200m

11 June 2023 - 16:35



Track Rating: Good 4, Weather: Overcast, Rail Position: +4m

Section	Overall	1000m	800m	600m	400m	200m
Section Times	1:13.29 [12] (0:13.97)	0:59.32 [10] (0:11.54)	0:47.78 [9] (0:12.10)	0:35.68 [11] (0:12.13)	0:23.55 [12] (0:11.37)	0:12.18 [13] (0:12.18)
Average Speed [km/h]	51.7	62.9	62.0	62.8	63.4	59.1
Top Speed [km/h]	63.8	64.3	63.1	64.0	64.4	63.1
Avg. Dist. to Rail [m]	9.8	4.2	7.0	9.7	13.1	14.6
Avg. Stride Freq. [Hz]	2.3	2.4	2.4	2.4	2.5	2.4
Avg. Stride Length [m]	6.3	7.2	7.2	7.3	7.1	6.8



- [] Ranking at each section and finish
- .-.-.- No data available at this section
- NA No data available



Horse/Jockey Name	Elesprit Miss
Final Rank	13
Fastest Section Time (Section)	0:11.21 (400m)
Top Speed [km/h] (Section)	65.0 (400m)
Race State	Finished



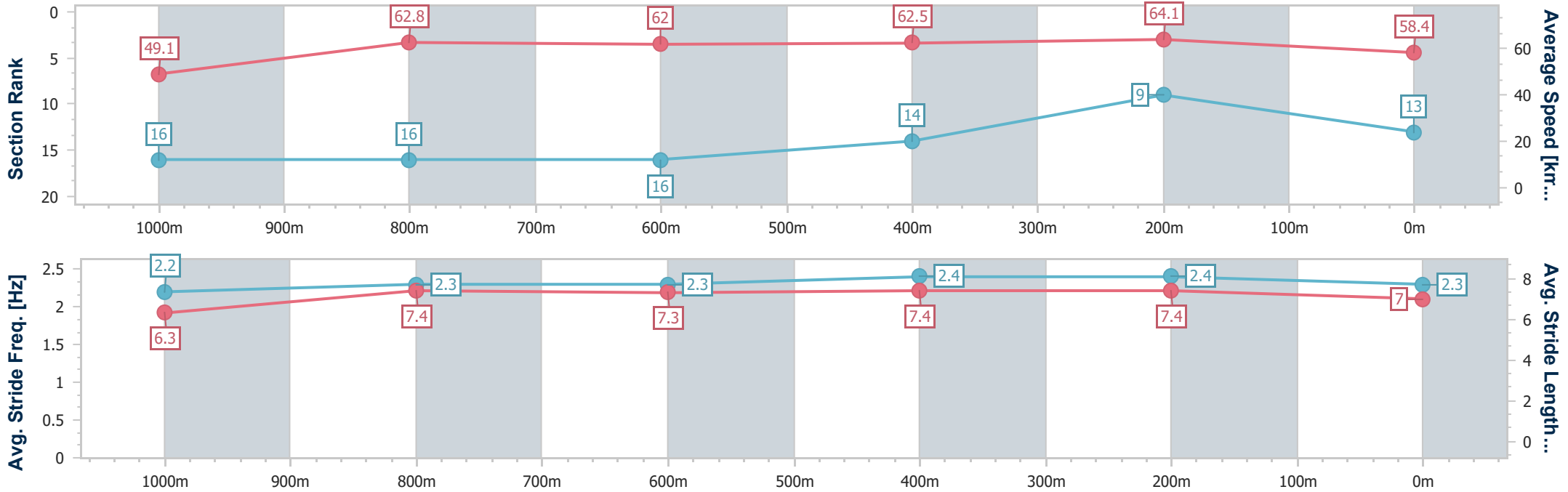
Sunshine Coast QLD Professional
Race 8: TAB BENCHMARK 58 Handicap - 1200m



11 June 2023 - 16:35

Track Rating: Good 4, Weather: Overcast, Rail Position: +4m

Section	Overall	1000m	800m	600m	400m	200m
Section Times	1:13.38 [13] (0:14.69)	0:58.69 [16] (0:11.53)	0:47.16 [16] (0:11.76)	0:35.40 [16] (0:11.84)	0:23.56 [14] (0:11.21)	0:12.35 [9] (0:12.35)
Average Speed [km/h]	49.1	62.8	62.0	62.5	64.1	58.4
Top Speed [km/h]	62.1	64.2	62.9	63.4	65.0	62.5
Avg. Dist. to Rail [m]	7.9	1.9	2.0	4.6	8.4	8.1
Avg. Stride Freq. [Hz]	2.2	2.3	2.3	2.4	2.4	2.3
Avg. Stride Length [m]	6.3	7.4	7.3	7.4	7.4	7.0



- [] Ranking at each section and finish
- .-.- No data available at this section
- NA No data available



Horse/Jockey Name	Parisian Lady
Final Rank	14
Fastest Section Time (Section)	0:11.43 (400m)
Top Speed [km/h] (Section)	64.2 (400m)
Race State	Finished



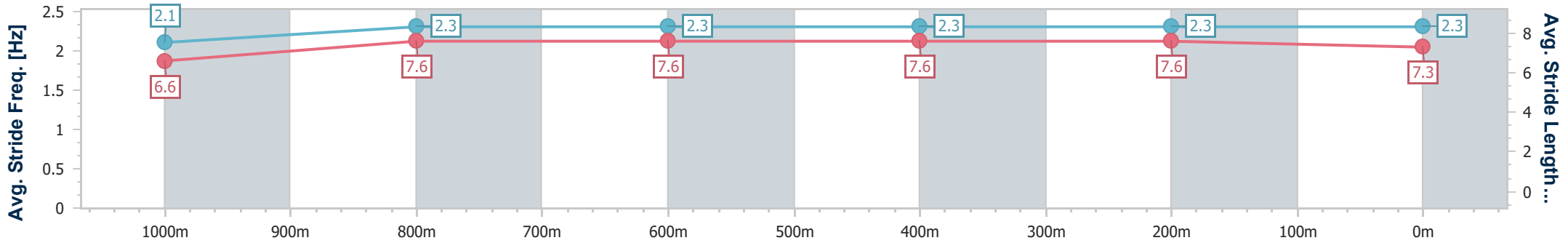
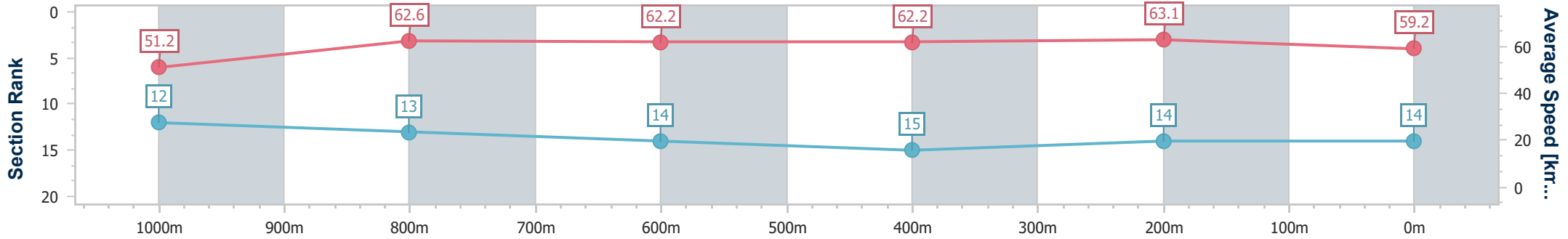
Sunshine Coast QLD Professional
Race 8: TAB BENCHMARK 58 Handicap - 1200m



11 June 2023 - 16:35

Track Rating: Good 4, Weather: Overcast, Rail Position: +4m

Section	Overall	1000m	800m	600m	400m	200m
Section Times	1:13.43 [14] (0:14.07)	0:59.36 [12] (0:11.70)	0:47.66 [13] (0:12.03)	0:35.63 [14] (0:12.06)	0:23.57 [15] (0:11.43)	0:12.14 [14] (0:12.14)
Average Speed [km/h]	51.2	62.6	62.2	62.2	63.1	59.2
Top Speed [km/h]	61.6	63.7	63.0	63.1	64.2	62.1
Avg. Dist. to Rail [m]	14.5	7.1	6.6	7.2	10.3	10.7
Avg. Stride Freq. [Hz]	2.1	2.3	2.3	2.3	2.3	2.3
Avg. Stride Length [m]	6.6	7.6	7.6	7.6	7.6	7.3



- [] Ranking at each section and finish
- .-.- No data available at this section
- NA No data available



Horse/Jockey Name	Cleary Adonis
Final Rank	15
Fastest Section Time (Section)	0:11.58 (400m)
Top Speed [km/h] (Section)	63.3 (600m)
Race State	Finished



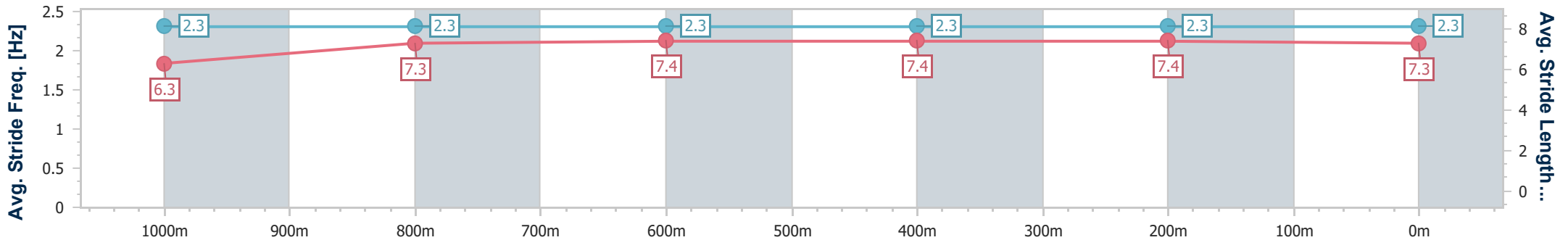
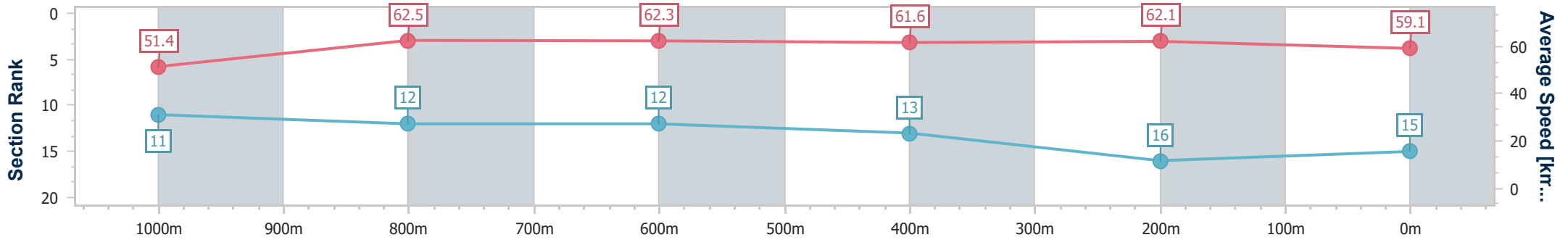
Sunshine Coast QLD Professional
Race 8: TAB BENCHMARK 58 Handicap - 1200m



11 June 2023 - 16:35

Track Rating: Good 4, Weather: Overcast, Rail Position: +4m

Section	Overall	1000m	800m	600m	400m	200m
Section Times	1:13.60 [15] (0:14.04)	0:59.56 [11] (0:11.68)	0:47.88 [12] (0:11.98)	0:35.90 [12] (0:12.11)	0:23.79 [13] (0:11.58)	0:12.21 [16] (0:12.21)
Average Speed [km/h]	51.4	62.5	62.3	61.6	62.1	59.1
Top Speed [km/h]	61.5	63.2	63.2	63.3	62.8	62.3
Avg. Dist. to Rail [m]	11.4	6.8	6.2	6.1	8.6	8.2
Avg. Stride Freq. [Hz]	2.3	2.3	2.3	2.3	2.3	2.3
Avg. Stride Length [m]	6.3	7.3	7.4	7.4	7.4	7.3



- [] Ranking at each section and finish
- .-.- No data available at this section
- NA No data available



Horse/Jockey Name	Regal Conqueror
Final Rank	16
Fastest Section Time (Section)	0:11.09 (1000m)
Top Speed [km/h] (Section)	67.9 (1000m)
Race State	Finished



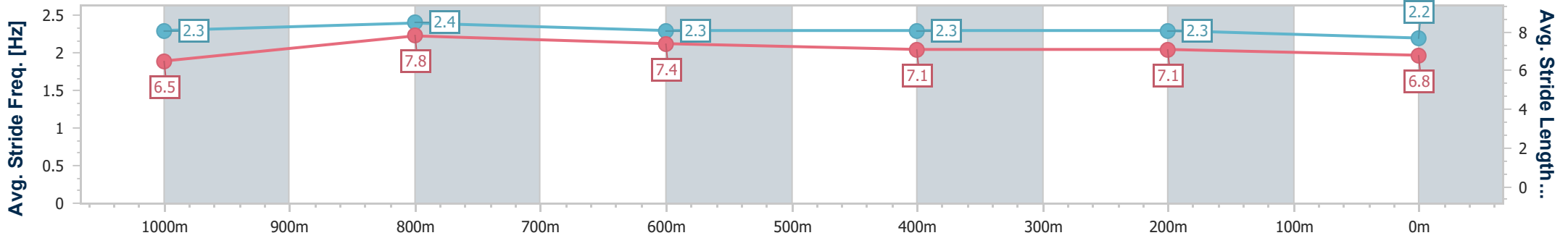
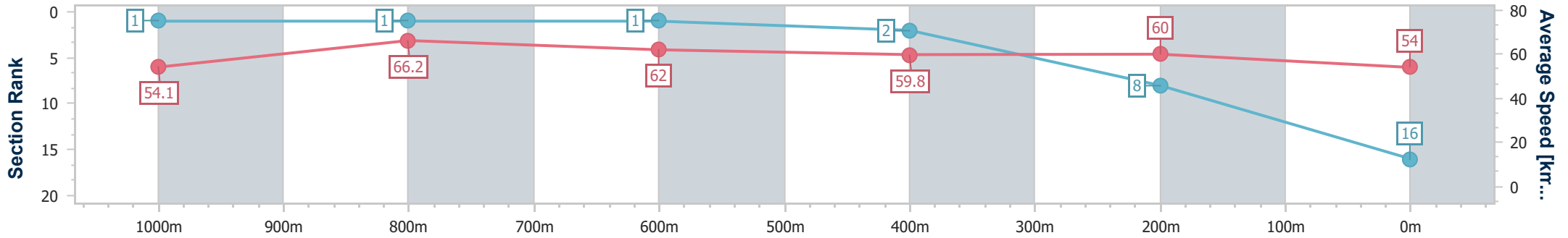
Sunshine Coast QLD Professional
Race 8: TAB BENCHMARK 58 Handicap - 1200m



11 June 2023 - 16:35

Track Rating: Good 4, Weather: Overcast, Rail Position: +4m

Section	Overall	1000m	800m	600m	400m	200m
Section Times	1:14.16 [16] (0:13.33)	1:00.83 [1] (0:11.09)	0:49.74 [1] (0:12.04)	0:37.70 [1] (0:12.37)	0:25.33 [2] (0:11.99)	0:13.34 [8] (0:13.34)
Average Speed [km/h]	54.1	66.2	62.0	59.8	60.0	54.0
Top Speed [km/h]	64.9	67.9	66.1	61.1	61.5	57.8
Avg. Dist. to Rail [m]	14.9	9.2	6.4	4.5	3.5	3.0
Avg. Stride Freq. [Hz]	2.3	2.4	2.3	2.3	2.3	2.2
Avg. Stride Length [m]	6.5	7.8	7.4	7.1	7.1	6.8



- [] Ranking at each section and finish
- .-.- No data available at this section
- NA No data available