



Doomben QLD Professional

Race 5: SKY RACING BENCHMARK 70 Handicap - 2040m

14 June 2023 - 14:58



BRISBANE
RACING CLUB

Track Rating: Good 4, Weather: Fine, Rail Position: +7m Entire Course

Section													Overall	1800m	1600m	1400m	1200m	1000m	800m	Last 600m
Field Times													2:06.08 (0:16.57)	1:49.51 (0:11.82)	1:37.69 (0:12.50)	1:25.19 (0:12.70)	1:12.49 (0:12.29)	1:00.20 (0:12.17)	0:48.03 (0:11.97)	0:36.06
Rank	TAB	Horse/Jockey	Barrier	Top Speed [km/h]	Fastest Section								Distance Travelled [m]							
1	8	INUWASHI Ben Thompson	11	64.4 600m	0:11.59 600m	2:06.08 [1] (0:17.43)	1:48.65 [12] (0:12.23)	1:36.42 [12] (0:12.53)	1:23.89 [11] (0:12.45)	1:11.44 [9] (0:12.13)	0:59.31 [9] (0:12.06)	0:47.25 [9] (0:11.73)	0:35.52							
2	12	CHAYSE 'N' ARTIE Sean Cormack	8	63.3 600m	0:11.58 600m	2:06.14 [2] (0:16.68)	1:49.46 [3] (0:12.09)	1:37.37 [3] (0:12.65)	1:24.72 [5] (0:12.68)	1:12.04 [5] (0:12.25)	0:59.79 [5] (0:12.13)	0:47.66 [5] (0:11.90)	0:35.76	-9						
3	10	MISS KEELER Andrew Mallyon	2	62.4 600m	0:11.64 600m	2:06.33 [3] (0:16.84)	1:49.49 [5] (0:12.23)	1:37.26 [6] (0:12.57)	1:24.69 [7] (0:12.64)	1:12.05 [7] (0:12.24)	0:59.81 [7] (0:12.12)	0:47.69 [7] (0:11.98)	0:35.71	-10						
4	7	A DEEL OF HUMOUR Anthony Allen	5	64.4 600m	0:11.73 600m	2:06.59 [4] (0:17.20)	1:49.39 [10] (0:12.16)	1:37.23 [9] (0:12.68)	1:24.55 [10] (0:12.61)	1:11.94 [10] (0:12.25)	0:59.69 [10] (0:12.06)	0:47.63 [10] (0:11.92)	0:35.71	-5						
5	6	CHERNAK Casey Waddell	7	65.3 800m	0:11.53 600m	2:06.61 [5] (0:17.40)	1:49.21 [11] (0:12.24)	1:36.97 [11] (0:12.72)	1:24.25 [12] (0:12.44)	1:11.81 [12] (0:12.27)	0:59.54 [12] (0:12.03)	0:47.51 [12] (0:11.73)	0:35.78	-5						
6	3	STARZAM Cejay Graham	9	63.5 Overall	0:11.61 600m	2:07.01 [6] (0:16.65)	1:50.36 [2] (0:12.18)	1:38.18 [5] (0:12.56)	1:25.62 [4] (0:12.58)	1:13.04 [4] (0:12.37)	1:00.67 [4] (0:12.12)	0:48.55 [4] (0:11.92)	0:36.63	-18						
7	1	KAIBERRY Tegan Harrison	13	64.2 Overall	0:11.70 600m	2:07.15 [7] (0:16.81)	1:50.34 [4] (0:11.73)	1:38.61 [2] (0:12.53)	1:26.08 [2] (0:12.65)	1:13.43 [2] (0:12.23)	1:01.20 [2] (0:12.15)	0:49.05 [2] (0:11.95)	0:37.10	-8						
8	5	RELUCENT Craig Robertson	6	63.5 Overall	0:11.85 1800m	2:07.20 [8] (0:16.92)	1:50.28 [6] (0:11.85)	1:38.43 [4] (0:12.51)	1:25.92 [3] (0:12.68)	1:13.24 [3] (0:12.20)	1:01.04 [3] (0:12.20)	0:48.84 [3] (0:11.88)	0:36.96	-4						
9	11	KISS MY MILLO Michael Cahill	3	62.8 Overall	0:11.65 600m	2:07.42 [9] (0:17.19)	1:50.23 [9] (0:12.17)	1:38.06 [10] (0:12.66)	1:25.40 [9] (0:12.64)	1:12.76 [11] (0:12.29)	1:00.47 [11] (0:12.08)	0:48.39 [11] (0:11.98)	0:36.41	-13						
10	13	BRING THE STARS Jake Bayliss	14	62.8 Overall	0:11.90 600m	2:07.52 [10] (0:17.16)	1:50.36 [8] (0:11.99)	1:38.37 [8] (0:12.43)	1:25.94 [6] (0:12.65)	1:13.29 [6] (0:12.25)	1:01.04 [6] (0:12.15)	0:48.89 [6] (0:11.95)	0:36.94	-7						

Scratched: Carbonetti (#9), I Am The Empire (#2)

[] Ranking at each section and finish
 -:-:- No data available at this section
 NA No data available

SCN Saddle cloth number
 DNF Did not finish
 DNT Did not track



Doomben QLD Professional

Race 5: SKY RACING BENCHMARK 70 Handicap - 2040m

14 June 2023 - 14:58



BRISBANE
RACING CLUB

Track Rating: Good 4, Weather: Fine, Rail Position: +7m Entire Course

Section		Overall	1800m	1600m	1400m	1200m	1000m	800m	Last 600m				
Field Times		2:06.08 (0:16.57)	1:49.51 (0:11.82)	1:37.69 (0:12.50)	1:25.19 (0:12.70)	1:12.49 (0:12.29)	1:00.20 (0:12.17)	0:48.03 (0:11.97)	0:36.06				
Rank	TAB Horse/Jockey	Barrier	Top Speed [km/h]	Fastest Section					Distance Travelled [m]				
11	4 GRECIAN LASS Angela Jones	12	63.7	0:11.76	2:07.53 [11] (0:16.57)	1:50.96 [1] (0:11.82)	1:39.14 [1] (0:12.50)	1:26.64 [1] (0:12.70)	1:13.94 [1] (0:12.29)	1:01.65 [1] (0:12.17)	0:49.48 [1] (0:11.97)	0:37.51	-14
12	14 SEERESS Melea Castle	1	63.5	0:11.94	2:07.95 [12] (0:16.98)	1:50.97 [7] (0:12.10)	1:38.87 [7] (0:12.61)	1:26.26 [8] (0:12.68)	1:13.58 [8] (0:12.28)	1:01.30 [8] (0:12.15)	0:49.15 [8] (0:12.05)	0:37.10	-19

Scratched: Carbonetti (#9), I Am The Empire (#2)

[] Ranking at each section and finish
 -:-:-:- No data available at this section
 NA No data available

SCN Saddle cloth number
 DNF Did not finish
 DNT Did not track



Doomben QLD Professional

Race 5: SKY RACING BENCHMARK 70 Handicap - 2040m

14 June 2023 - 14:58



BRISBANE
RACING CLUB

Track Rating: Good 4, Weather: Fine, Rail Position: +7m Entire Course

Section				600m	400m	200m			Last 600m	
Field Times				0:36.06 (0:11.73)	0:24.33 (0:12.02)	0:12.31 (0:12.31)			0:36.06	
Rank	TAB Horse/Jockey	Barrier	Top Speed [km/h]	Fastest Section	Margin			Distance Travelled [m]		
1	8 INUWASHI Ben Thompson	11	64.4 600m	0:11.59 600m	0:35.52 [6] (0:11.59)	0:23.93 [5] (0:11.68)	0:12.25 [2] (0:12.25)	2:06.08	0:35.52	
2	12 CHAYSE 'N' ARTIE Sean Cormack	8	63.3 600m	0:11.58 600m	0:35.76 [5] (0:11.58)	0:24.18 [3] (0:11.81)	0:12.37 [1] (0:12.37)	0.38L	0:35.76	-9
3	10 MISS KEELER Andrew Mallyon	2	62.4 600m	0:11.64 600m	0:35.71 [8] (0:11.64)	0:24.07 [7] (0:11.82)	0:12.25 [5] (0:12.25)	1.5L	0:35.71	-10
4	7 A DEEL OF HUMOUR Anthony Allen	5	64.4 600m	0:11.73 600m	0:35.71 [11] (0:11.73)	0:23.98 [10] (0:11.78)	0:12.20 [9] (0:12.20)	3L	0:35.71	-5
5	6 CHERNAK Casey Waddell	7	65.3 800m	0:11.53 600m	0:35.78 [9] (0:11.53)	0:24.25 [8] (0:11.77)	0:12.48 [7] (0:12.48)	3.14L	0:35.78	-5
6	3 STARZAM Cejay Graham	9	63.5 Overall	0:11.61 600m	0:36.63 [4] (0:11.61)	0:25.02 [4] (0:12.13)	0:12.89 [6] (0:12.89)	5.49L	0:36.63	-18
7	1 KAIBERRY Tegan Harrison	13	64.2 Overall	0:11.70 600m	0:37.10 [2] (0:11.70)	0:25.40 [1] (0:12.08)	0:13.32 [3] (0:13.32)	6.31L	0:37.10	-8
8	5 RELUCENT Craig Robertson	6	63.5 Overall	0:11.85 1800m	0:36.96 [3] (0:11.93)	0:25.03 [6] (0:12.16)	0:12.87 [8] (0:12.87)	6.59L	0:36.96	-4
9	11 KISS MY MILLO Michael Cahill	3	62.8 Overall	0:11.65 600m	0:36.41 [12] (0:11.65)	0:24.76 [11] (0:11.79)	0:12.97 [10] (0:12.97)	7.91L	0:36.41	-13
10	13 BRING THE STARS Jake Bayliss	14	62.8 Overall	0:11.90 600m	0:36.94 [7] (0:11.90)	0:25.04 [9] (0:12.29)	0:12.75 [11] (0:12.75)	8.48L	0:36.94	-7

Scratched: Carbonetti (#9), I Am The Empire (#2)

[] Ranking at each section and finish
 -:-:- No data available at this section
 NA No data available

SCN Saddle cloth number
 DNF Did not finish
 DNT Did not track



Doomben QLD Professional

Race 5: SKY RACING BENCHMARK 70 Handicap - 2040m

14 June 2023 - 14:58



BRISBANE
RACING CLUB

Track Rating: Good 4, Weather: Fine, Rail Position: +7m Entire Course

Section			600m	400m	200m			Last 600m			
Field Times			0:36.06 (0:11.73)	0:24.33 (0:12.02)	0:12.31 (0:12.31)			0:36.06			
Rank	TAB	Horse/Jockey	Barrier	Top Speed [km/h]	Fastest Section	Margin		Distance Travelled [m]			
11	4	GRECIAN LASS	12	63.7	0:11.76	0:37.51 [1]	0:25.75 [2]	0:13.56 [4]	8.58L	0:37.51	-14
		Angela Jones		Overall	600m	(0:11.76)	(0:12.19)	(0:13.56)			
12	14	SEERESS	1	63.5	0:11.94	0:37.10 [10]	0:25.16 [12]	0:13.17 [12]	11L	0:37.10	-19
		Melea Castle		Overall	600m	(0:11.94)	(0:11.99)	(0:13.17)			

Scratched: Carbonetti (#9), I Am The Empire (#2)



Horse/Jockey Name	Inuwashi
Final Rank	1
Fastest Section Time (Section)	0:11.59 (600m)
Top Speed [km/h] (Section)	64.4 (600m)
Race State	Finished



Doomben QLD Professional

Race 5: SKY RACING BENCHMARK 70 Handicap - 2040m

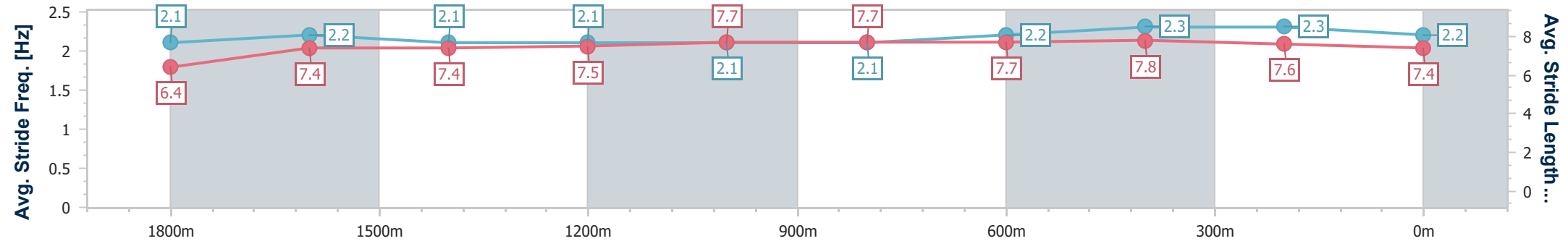
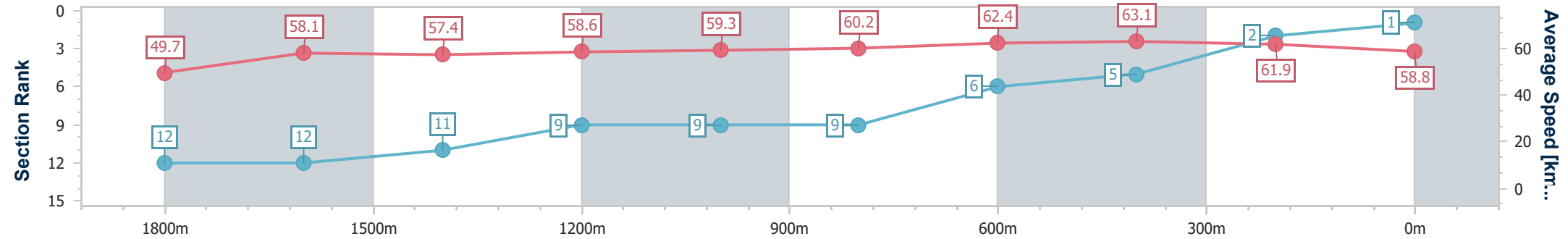
14 June 2023 - 14:58

Track Rating: Good 4, Weather: Fine, Rail Position: +7m Entire Course



BRISBANE RACING CLUB

Section	Overall	1800m	1600m	1400m	1200m	1000m	800m	600m	400m	200m
Section Times	2:06.08 [1] (0:17.43)	1:48.65 [12] (0:12.23)	1:36.42 [12] (0:12.53)	1:23.89 [11] (0:12.45)	1:11.44 [9] (0:12.13)	0:59.31 [9] (0:12.06)	0:47.25 [9] (0:11.73)	0:35.52 [6] (0:11.59)	0:23.93 [5] (0:11.68)	0:12.25 [2] (0:12.25)
Average Speed [km/h]	49.7	58.1	57.4	58.6	59.3	60.2	62.4	63.1	61.9	58.8
Top Speed [km/h]	60.5	62.0	58.6	59.4	60.1	61.0	64.4	64.4	63.1	61.0
Avg. Dist. to Rail [m]	4.6	1.9	1.0	2.0	3.3	3.2	3.3	2.6	2.4	3.8
Avg. Stride Freq. [Hz]	2.1	2.2	2.1	2.1	2.1	2.1	2.2	2.3	2.3	2.2
Avg. Stride Length [m]	6.4	7.4	7.4	7.5	7.7	7.7	7.7	7.8	7.6	7.4



- [] Ranking at each section and finish
- .-.- No data available at this section
- NA No data available



Horse/Jockey Name	Chayse 'N' Artie
Final Rank	2
Fastest Section Time (Section)	0:11.58 (600m)
Top Speed [km/h] (Section)	63.3 (600m)
Race State	Finished



Doomben QLD Professional

Race 5: SKY RACING BENCHMARK 70 Handicap - 2040m

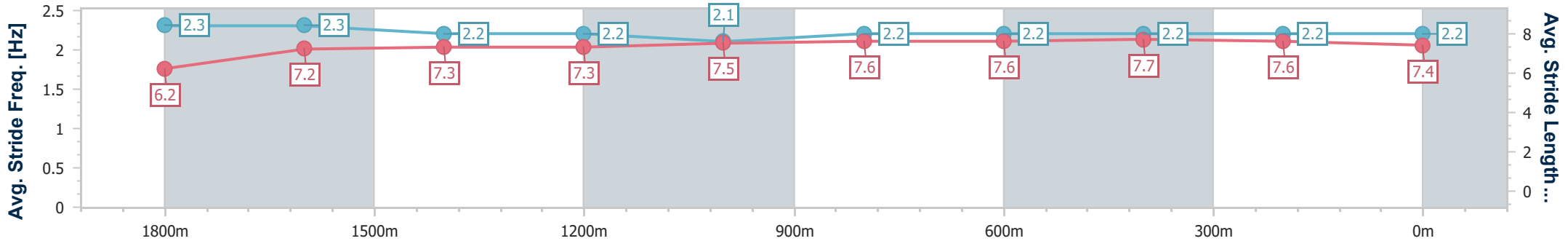
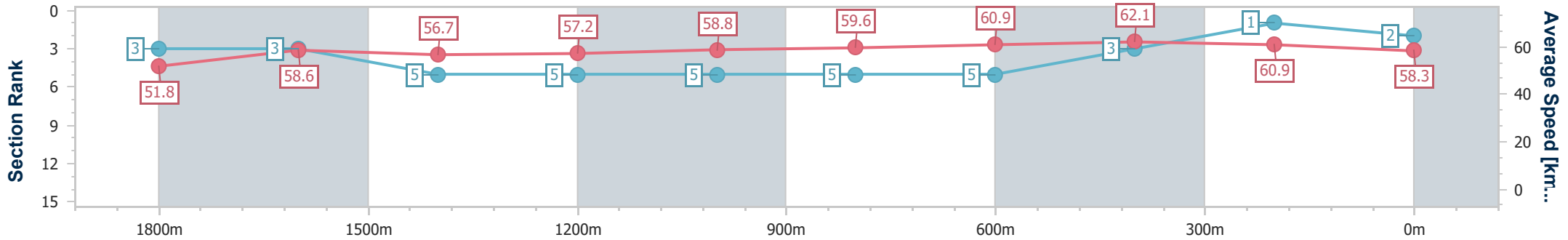
14 June 2023 - 14:58

Track Rating: Good 4, Weather: Fine, Rail Position: +7m Entire Course



BRISBANE RACING CLUB

Section	Overall	1800m	1600m	1400m	1200m	1000m	800m	600m	400m	200m
Section Times	2:06.14 [2] (0:16.68)	1:49.46 [3] (0:12.09)	1:37.37 [3] (0:12.65)	1:24.72 [5] (0:12.68)	1:12.04 [5] (0:12.25)	0:59.79 [5] (0:12.13)	0:47.66 [5] (0:11.90)	0:35.76 [5] (0:11.58)	0:24.18 [3] (0:11.81)	0:12.37 [1] (0:12.37)
Average Speed [km/h]	51.8	58.6	56.7	57.2	58.8	59.6	60.9	62.1	60.9	58.3
Top Speed [km/h]	62.5	61.8	57.3	58.0	59.5	60.3	62.5	63.3	61.5	60.5
Avg. Dist. to Rail [m]	3.1	2.7	0.9	1.2	2.1	1.6	1.2	0.2	0.9	3.2
Avg. Stride Freq. [Hz]	2.3	2.3	2.2	2.2	2.1	2.2	2.2	2.2	2.2	2.2
Avg. Stride Length [m]	6.2	7.2	7.3	7.3	7.5	7.6	7.6	7.7	7.6	7.4



- [] Ranking at each section and finish
- .-.- No data available at this section
- NA No data available



Horse/Jockey Name	Miss Keeler
Final Rank	3
Fastest Section Time (Section)	0:11.64 (600m)
Top Speed [km/h] (Section)	62.4 (600m)
Race State	Finished



Doomben QLD Professional

Race 5: SKY RACING BENCHMARK 70 Handicap - 2040m

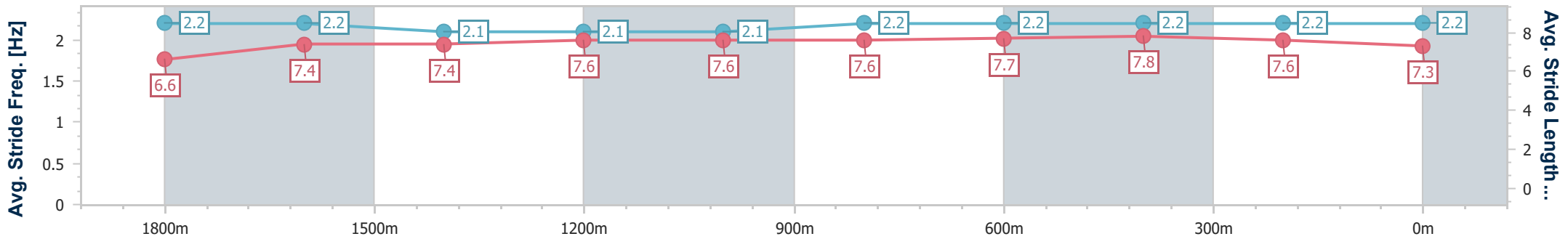
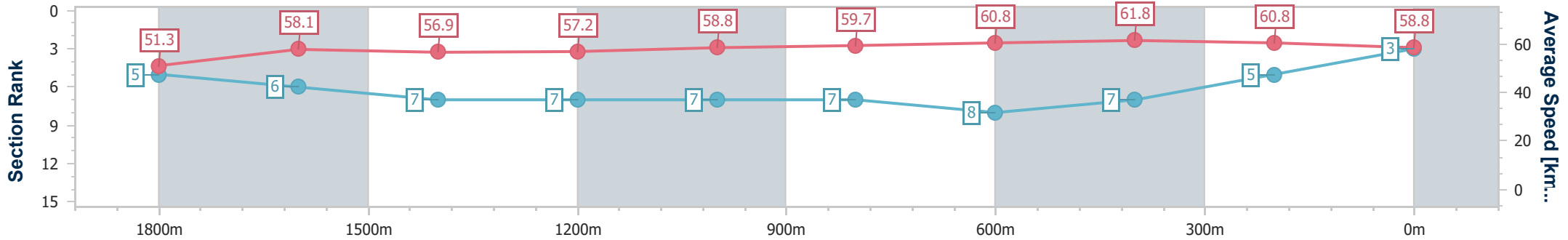
14 June 2023 - 14:58

Track Rating: Good 4, Weather: Fine, Rail Position: +7m Entire Course



BRISBANE RACING CLUB

Section	Overall	1800m	1600m	1400m	1200m	1000m	800m	600m	400m	200m
Section Times	2:06.33 [3] (0:16.84)	1:49.49 [5] (0:12.23)	1:37.26 [6] (0:12.57)	1:24.69 [7] (0:12.64)	1:12.05 [7] (0:12.24)	0:59.81 [7] (0:12.12)	0:47.69 [7] (0:11.98)	0:35.71 [8] (0:11.64)	0:24.07 [7] (0:11.82)	0:12.25 [5] (0:12.25)
Average Speed [km/h]	51.3	58.1	56.9	57.2	58.8	59.7	60.8	61.8	60.8	58.8
Top Speed [km/h]	62.2	62.2	58.1	58.2	59.9	60.5	62.4	62.4	61.9	60.3
Avg. Dist. to Rail [m]	1.2	2.0	1.6	0.9	2.2	2.2	2.0	0.9	1.2	2.3
Avg. Stride Freq. [Hz]	2.2	2.2	2.1	2.1	2.1	2.2	2.2	2.2	2.2	2.2
Avg. Stride Length [m]	6.6	7.4	7.4	7.6	7.6	7.6	7.7	7.8	7.6	7.3



- [] Ranking at each section and finish
- .-.- No data available at this section
- NA No data available



Horse/Jockey Name	A Deel Of Humour
Final Rank	4
Fastest Section Time (Section)	0:11.73 (600m)
Top Speed [km/h] (Section)	64.4 (600m)
Race State	Finished



Doomben QLD Professional

Race 5: SKY RACING BENCHMARK 70 Handicap - 2040m

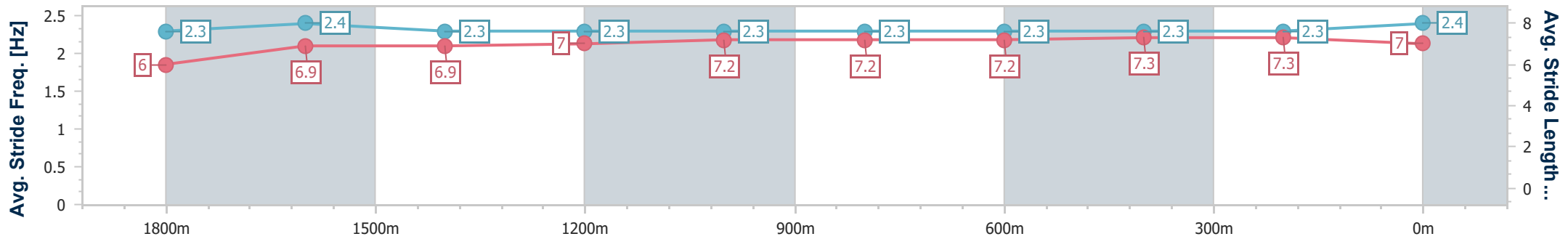
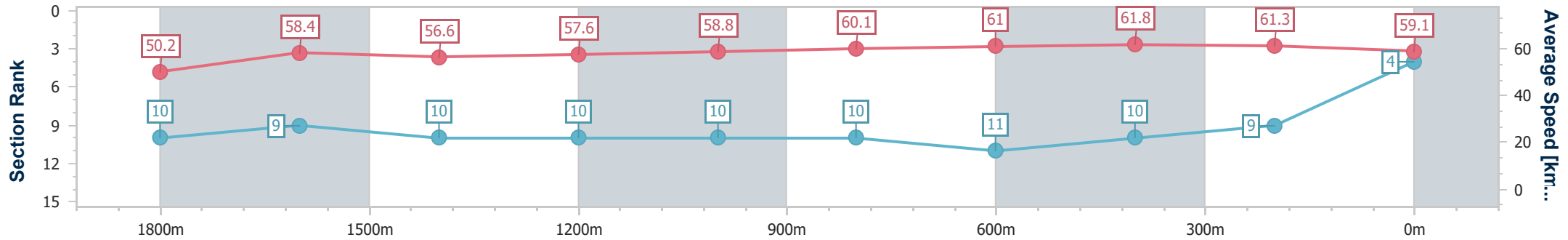
14 June 2023 - 14:58

Track Rating: Good 4, Weather: Fine, Rail Position: +7m Entire Course



BRISBANE RACING CLUB

Section	Overall	1800m	1600m	1400m	1200m	1000m	800m	600m	400m	200m
Section Times	2:06.59 [4] (0:17.20)	1:49.39 [10] (0:12.16)	1:37.23 [9] (0:12.68)	1:24.55 [10] (0:12.61)	1:11.94 [10] (0:12.25)	0:59.69 [10] (0:12.06)	0:47.63 [10] (0:11.92)	0:35.71 [11] (0:11.73)	0:23.98 [10] (0:11.78)	0:12.20 [9] (0:12.20)
Average Speed [km/h]	50.2	58.4	56.6	57.6	58.8	60.1	61.0	61.8	61.3	59.1
Top Speed [km/h]	62.2	61.9	58.1	57.9	59.8	61.1	63.3	64.4	62.4	60.5
Avg. Dist. to Rail [m]	1.9	2.3	0.9	1.6	2.9	2.6	2.0	1.3	3.0	5.0
Avg. Stride Freq. [Hz]	2.3	2.4	2.3	2.3	2.3	2.3	2.3	2.3	2.3	2.4
Avg. Stride Length [m]	6.0	6.9	6.9	7.0	7.2	7.2	7.2	7.3	7.3	7.0



- [] Ranking at each section and finish
- .-.- No data available at this section
- NA No data available



Horse/Jockey Name	Chernak
Final Rank	5
Fastest Section Time (Section)	0:11.53 (600m)
Top Speed [km/h] (Section)	65.3 (800m)
Race State	Finished



Doomben QLD Professional

Race 5: SKY RACING BENCHMARK 70 Handicap - 2040m

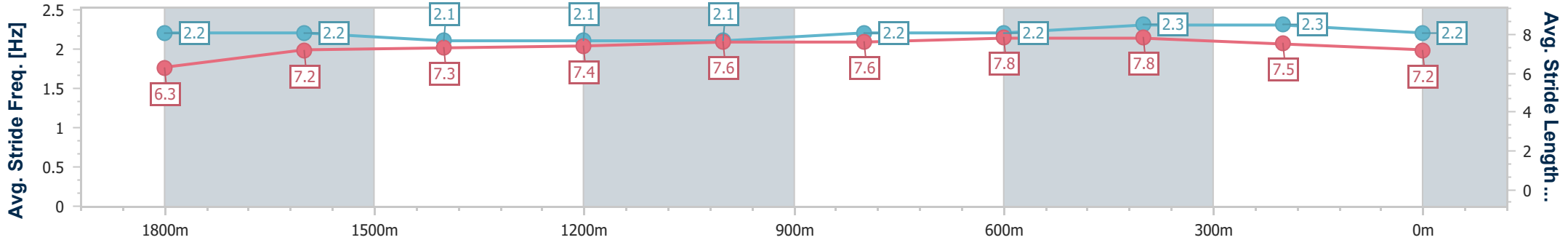
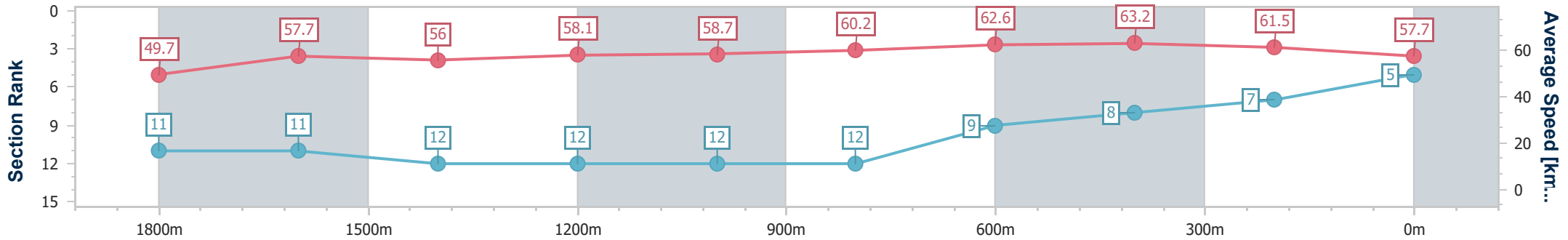
14 June 2023 - 14:58

Track Rating: Good 4, Weather: Fine, Rail Position: +7m Entire Course



BRISBANE RACING CLUB

Section	Overall	1800m	1600m	1400m	1200m	1000m	800m	600m	400m	200m
Section Times	2:06.61 [5] (0:17.40)	1:49.21 [11] (0:12.24)	1:36.97 [11] (0:12.72)	1:24.25 [12] (0:12.44)	1:11.81 [12] (0:12.27)	0:59.54 [12] (0:12.03)	0:47.51 [12] (0:11.73)	0:35.78 [9] (0:11.53)	0:24.25 [8] (0:11.77)	0:12.48 [7] (0:12.48)
Average Speed [km/h]	49.7	57.7	56.0	58.1	58.7	60.2	62.6	63.2	61.5	57.7
Top Speed [km/h]	61.4	61.4	58.1	58.7	60.4	61.6	65.3	65.2	62.2	60.5
Avg. Dist. to Rail [m]	3.2	3.3	2.4	1.1	2.4	2.5	3.6	2.8	3.5	4.5
Avg. Stride Freq. [Hz]	2.2	2.2	2.1	2.1	2.1	2.2	2.2	2.3	2.3	2.2
Avg. Stride Length [m]	6.3	7.2	7.3	7.4	7.6	7.6	7.8	7.8	7.5	7.2



- [] Ranking at each section and finish
- .-.- No data available at this section
- NA No data available



Horse/Jockey Name	Starzam
Final Rank	6
Fastest Section Time (Section)	0:11.61 (600m)
Top Speed [km/h] (Section)	63.5 (Overall)
Race State	Finished



Doomben QLD Professional

Race 5: SKY RACING BENCHMARK 70 Handicap - 2040m

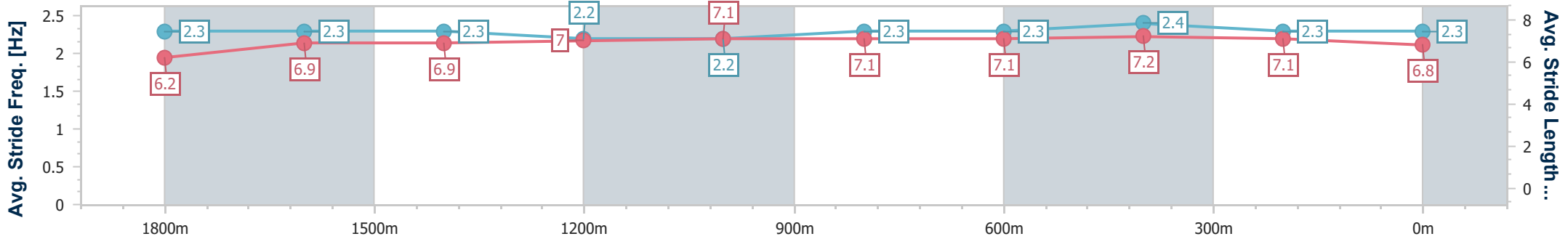
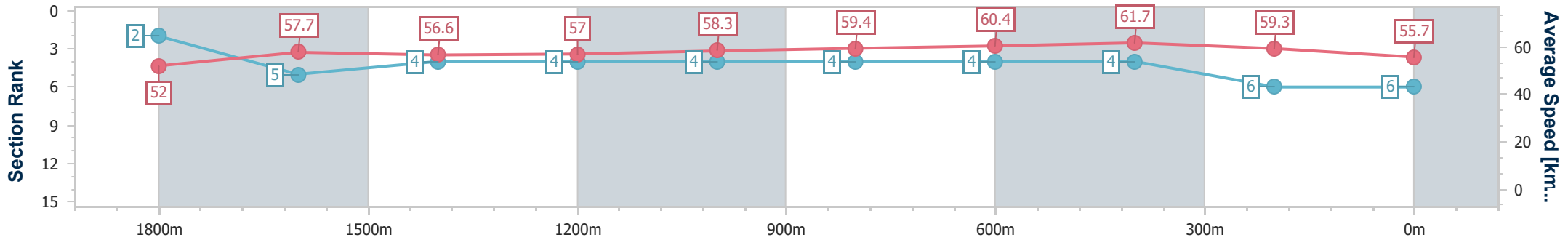
14 June 2023 - 14:58

Track Rating: Good 4, Weather: Fine, Rail Position: +7m Entire Course



BRISBANE RACING CLUB

Section	Overall	1800m	1600m	1400m	1200m	1000m	800m	600m	400m	200m
Section Times	2:07.01 [6] (0:16.65)	1:50.36 [2] (0:12.18)	1:38.18 [5] (0:12.56)	1:25.62 [4] (0:12.58)	1:13.04 [4] (0:12.37)	1:00.67 [4] (0:12.12)	0:48.55 [4] (0:11.92)	0:36.63 [4] (0:11.61)	0:25.02 [4] (0:12.13)	0:12.89 [6] (0:12.89)
Average Speed [km/h]	52.0	57.7	56.6	57.0	58.3	59.4	60.4	61.7	59.3	55.7
Top Speed [km/h]	63.5	62.5	57.7	58.2	59.9	60.8	62.6	62.7	60.6	58.0
Avg. Dist. to Rail [m]	4.1	3.6	2.9	0.8	0.8	0.4	0.3	1.0	0.9	2.0
Avg. Stride Freq. [Hz]	2.3	2.3	2.3	2.2	2.2	2.3	2.3	2.4	2.3	2.3
Avg. Stride Length [m]	6.2	6.9	6.9	7.0	7.1	7.1	7.1	7.2	7.1	6.8



- [] Ranking at each section and finish
- .-.- No data available at this section
- NA No data available



Horse/Jockey Name	Kaiberry
Final Rank	7
Fastest Section Time (Section)	0:11.70 (600m)
Top Speed [km/h] (Section)	64.2 (Overall)
Race State	Finished



Doomben QLD Professional

Race 5: SKY RACING BENCHMARK 70 Handicap - 2040m

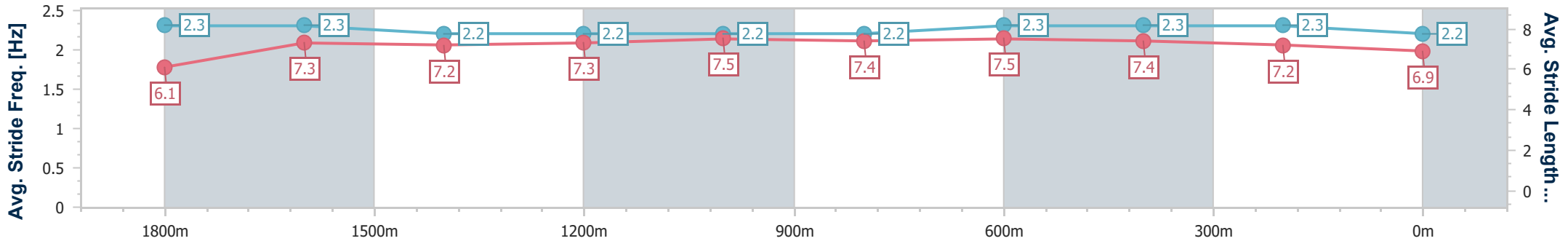
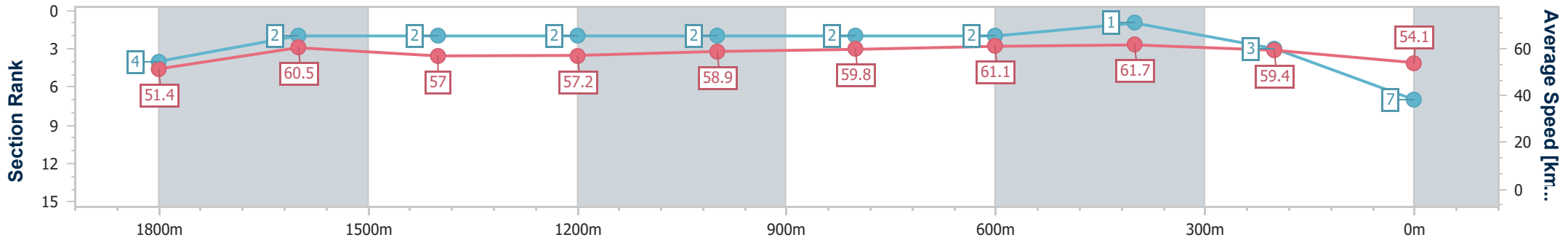
14 June 2023 - 14:58

Track Rating: Good 4, Weather: Fine, Rail Position: +7m Entire Course



BRISBANE RACING CLUB

Section	Overall	1800m	1600m	1400m	1200m	1000m	800m	600m	400m	200m
Section Times	2:07.15 [7] (0:16.81)	1:50.34 [4] (0:11.73)	1:38.61 [2] (0:12.53)	1:26.08 [2] (0:12.65)	1:13.43 [2] (0:12.23)	1:01.20 [2] (0:12.15)	0:49.05 [2] (0:11.95)	0:37.10 [2] (0:11.70)	0:25.40 [1] (0:12.08)	0:13.32 [3] (0:13.32)
Average Speed [km/h]	51.4	60.5	57.0	57.2	58.9	59.8	61.1	61.7	59.4	54.1
Top Speed [km/h]	64.2	64.2	57.4	57.5	59.6	60.6	62.7	62.6	60.6	57.9
Avg. Dist. to Rail [m]	6.7	2.2	2.0	1.2	2.7	3.0	2.6	0.9	0.8	0.6
Avg. Stride Freq. [Hz]	2.3	2.3	2.2	2.2	2.2	2.2	2.3	2.3	2.3	2.2
Avg. Stride Length [m]	6.1	7.3	7.2	7.3	7.5	7.4	7.5	7.4	7.2	6.9



- [] Ranking at each section and finish
- .-.- No data available at this section
- NA No data available



Horse/Jockey Name	Relucent
Final Rank	8
Fastest Section Time (Section)	0:11.85 (1800m)
Top Speed [km/h] (Section)	63.5 (Overall)
Race State	Finished



Doomben QLD Professional

Race 5: SKY RACING BENCHMARK 70 Handicap - 2040m

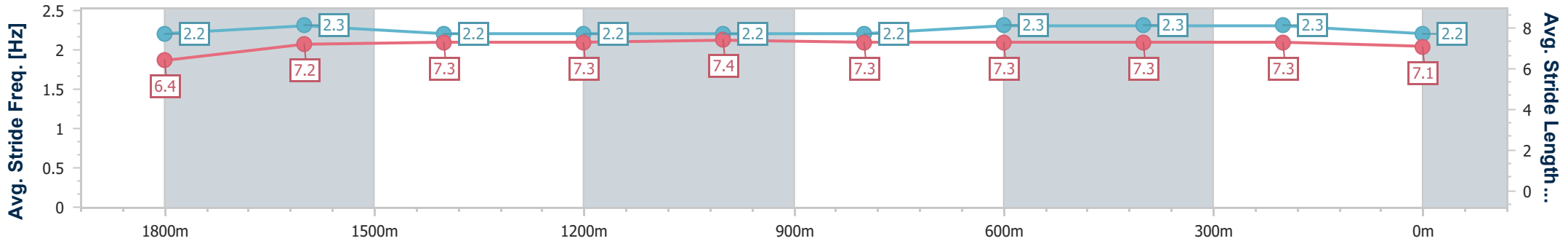
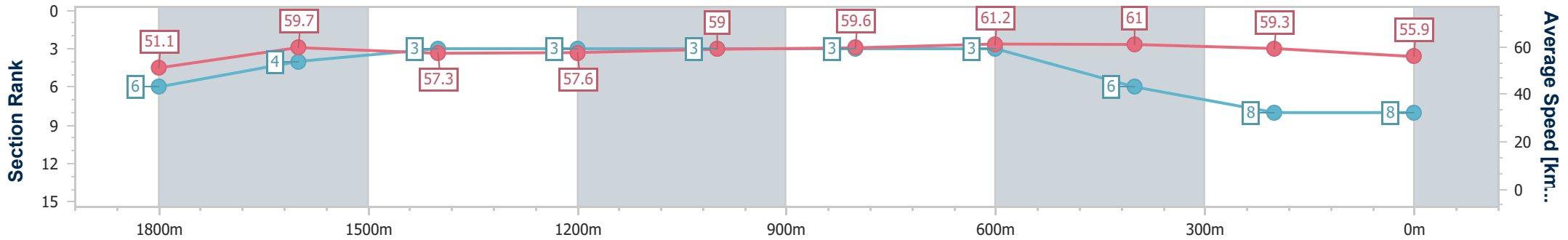
14 June 2023 - 14:58

Track Rating: Good 4, Weather: Fine, Rail Position: +7m Entire Course



BRISBANE RACING CLUB

Section	Overall	1800m	1600m	1400m	1200m	1000m	800m	600m	400m	200m
Section Times	2:07.20 [8] (0:16.92)	1:50.28 [6] (0:11.85)	1:38.43 [4] (0:12.51)	1:25.92 [3] (0:12.68)	1:13.24 [3] (0:12.20)	1:01.04 [3] (0:12.20)	0:48.84 [3] (0:11.88)	0:36.96 [3] (0:11.93)	0:25.03 [6] (0:12.16)	0:12.87 [8] (0:12.87)
Average Speed [km/h]	51.1	59.7	57.3	57.6	59.0	59.6	61.2	61.0	59.3	55.9
Top Speed [km/h]	63.5	62.6	58.2	58.4	59.7	60.4	62.1	62.0	60.2	57.7
Avg. Dist. to Rail [m]	1.1	2.5	1.1	2.3	4.1	3.1	2.4	1.5	2.3	5.0
Avg. Stride Freq. [Hz]	2.2	2.3	2.2	2.2	2.2	2.2	2.3	2.3	2.3	2.2
Avg. Stride Length [m]	6.4	7.2	7.3	7.3	7.4	7.3	7.3	7.3	7.3	7.1



- [] Ranking at each section and finish
- .-.-.- No data available at this section
- NA No data available



Horse/Jockey Name	Kiss My Millo
Final Rank	9
Fastest Section Time (Section)	0:11.65 (600m)
Top Speed [km/h] (Section)	62.8 (Overall)
Race State	Finished



Doomben QLD Professional

Race 5: SKY RACING BENCHMARK 70 Handicap - 2040m

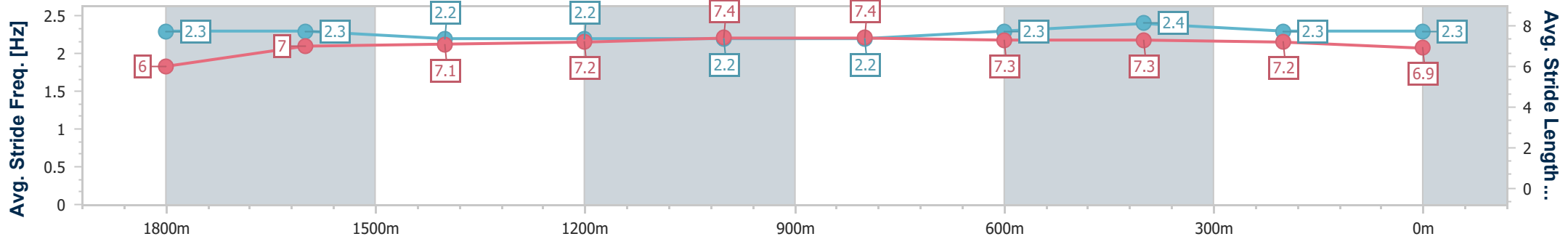
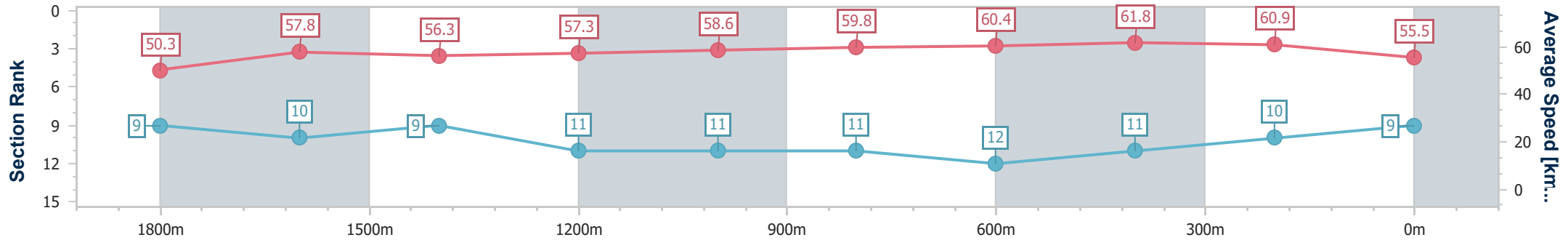
14 June 2023 - 14:58

Track Rating: Good 4, Weather: Fine, Rail Position: +7m Entire Course



BRISBANE RACING CLUB

Section	Overall	1800m	1600m	1400m	1200m	1000m	800m	600m	400m	200m
Section Times	2:07.42 [9] (0:17.19)	1:50.23 [9] (0:12.17)	1:38.06 [10] (0:12.66)	1:25.40 [9] (0:12.64)	1:12.76 [11] (0:12.29)	1:00.47 [11] (0:12.08)	0:48.39 [11] (0:11.98)	0:36.41 [12] (0:11.65)	0:24.76 [11] (0:11.79)	0:12.97 [10] (0:12.97)
Average Speed [km/h]	50.3	57.8	56.3	57.3	58.6	59.8	60.4	61.8	60.9	55.5
Top Speed [km/h]	62.8	62.1	58.1	58.0	59.7	60.1	61.8	62.4	61.8	60.4
Avg. Dist. to Rail [m]	2.4	4.2	2.5	1.4	1.9	1.2	1.0	0.7	0.9	0.7
Avg. Stride Freq. [Hz]	2.3	2.3	2.2	2.2	2.2	2.2	2.3	2.4	2.3	2.3
Avg. Stride Length [m]	6.0	7.0	7.1	7.2	7.4	7.4	7.3	7.3	7.2	6.9



- [] Ranking at each section and finish
- .-.- No data available at this section
- NA No data available



Horse/Jockey Name	Bring The Stars
Final Rank	10
Fastest Section Time (Section)	0:11.90 (600m)
Top Speed [km/h] (Section)	62.8 (Overall)
Race State	Finished



Doomben QLD Professional

Race 5: SKY RACING BENCHMARK 70 Handicap - 2040m

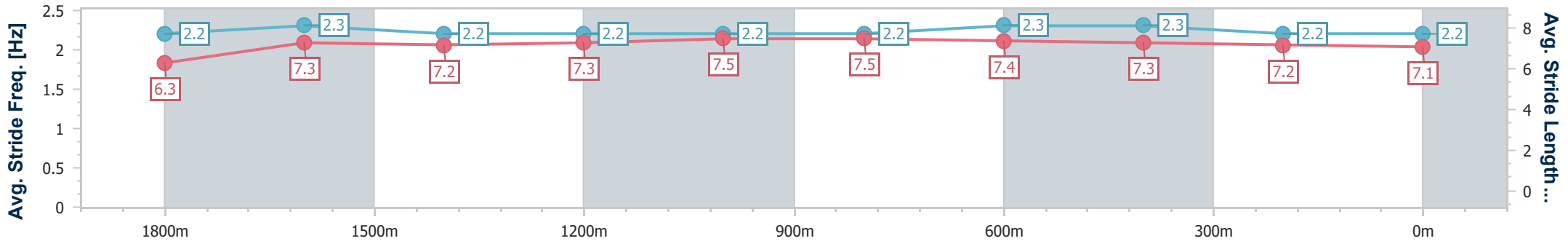
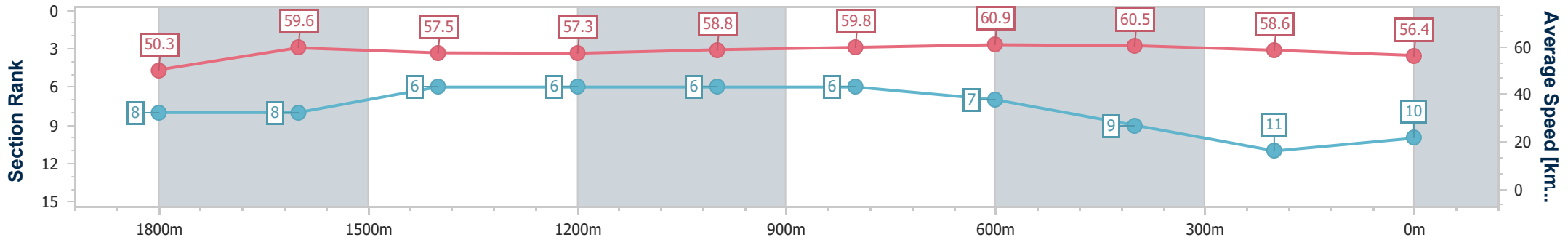
14 June 2023 - 14:58

Track Rating: Good 4, Weather: Fine, Rail Position: +7m Entire Course



BRISBANE RACING CLUB

Section	Overall	1800m	1600m	1400m	1200m	1000m	800m	600m	400m	200m
Section Times	2:07.52 [10] (0:17.16)	1:50.36 [8] (0:11.99)	1:38.37 [8] (0:12.43)	1:25.94 [6] (0:12.65)	1:13.29 [6] (0:12.25)	1:01.04 [6] (0:12.15)	0:48.89 [6] (0:11.95)	0:36.94 [7] (0:11.90)	0:25.04 [9] (0:12.29)	0:12.75 [11] (0:12.75)
Average Speed [km/h]	50.3	59.6	57.5	57.3	58.8	59.8	60.9	60.5	58.6	56.4
Top Speed [km/h]	62.8	62.1	58.2	57.7	59.8	60.7	62.6	62.4	59.6	57.8
Avg. Dist. to Rail [m]	7.8	1.5	1.3	1.2	2.6	2.6	2.2	0.6	0.9	2.7
Avg. Stride Freq. [Hz]	2.2	2.3	2.2	2.2	2.2	2.2	2.3	2.3	2.2	2.2
Avg. Stride Length [m]	6.3	7.3	7.2	7.3	7.5	7.5	7.4	7.3	7.2	7.1



- [] Ranking at each section and finish
- .-.- No data available at this section
- NA No data available



Horse/Jockey Name	Grecian Lass
Final Rank	11
Fastest Section Time (Section)	0:11.76 (600m)
Top Speed [km/h] (Section)	63.7 (Overall)
Race State	Finished



Doomben QLD Professional

Race 5: SKY RACING BENCHMARK 70 Handicap - 2040m

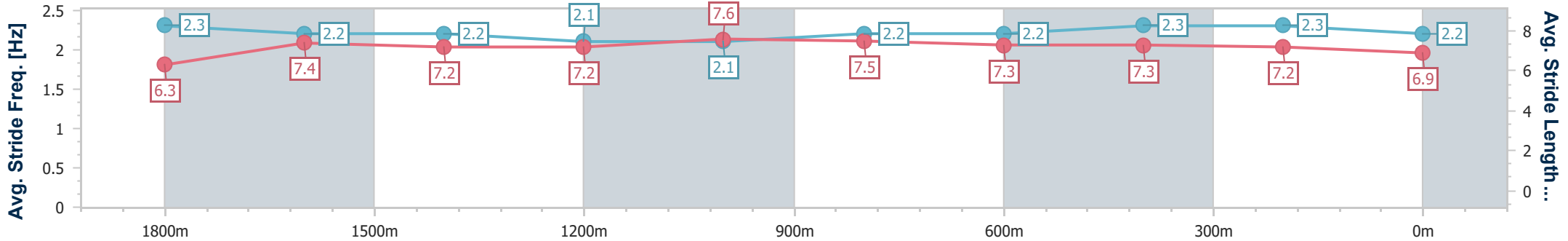
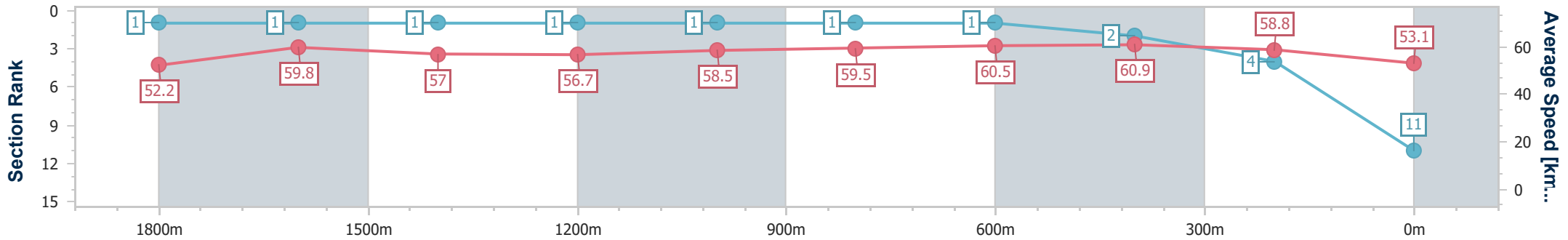
14 June 2023 - 14:58

Track Rating: Good 4, Weather: Fine, Rail Position: +7m Entire Course



BRISBANE RACING CLUB

Section	Overall	1800m	1600m	1400m	1200m	1000m	800m	600m	400m	200m
Section Times	2:07.53 [11] (0:16.57)	1:50.96 [1] (0:11.82)	1:39.14 [1] (0:12.50)	1:26.64 [1] (0:12.70)	1:13.94 [1] (0:12.29)	1:01.65 [1] (0:12.17)	0:49.48 [1] (0:11.97)	0:37.51 [1] (0:11.76)	0:25.75 [2] (0:12.19)	0:13.56 [4] (0:13.56)
Average Speed [km/h]	52.2	59.8	57.0	56.7	58.5	59.5	60.5	60.9	58.8	53.1
Top Speed [km/h]	63.7	63.6	57.3	57.1	59.9	60.1	62.4	62.0	60.0	56.4
Avg. Dist. to Rail [m]	4.6	2.9	2.7	1.0	1.9	1.8	1.2	0.8	1.8	0.9
Avg. Stride Freq. [Hz]	2.3	2.2	2.2	2.1	2.1	2.2	2.2	2.3	2.3	2.2
Avg. Stride Length [m]	6.3	7.4	7.2	7.2	7.6	7.5	7.3	7.3	7.2	6.9



- [] Ranking at each section and finish
- .-.- No data available at this section
- NA No data available



Horse/Jockey Name	Seeress
Final Rank	12
Fastest Section Time (Section)	0:11.94 (600m)
Top Speed [km/h] (Section)	63.5 (Overall)
Race State	Finished



Doomben QLD Professional

Race 5: SKY RACING BENCHMARK 70 Handicap - 2040m

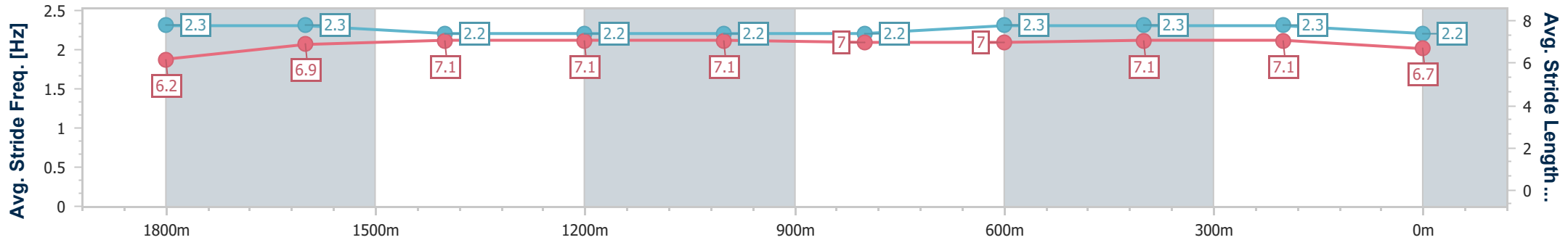
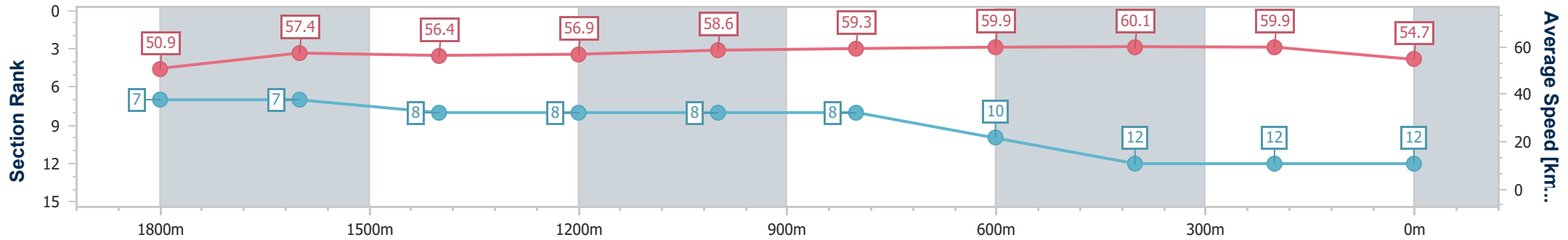
14 June 2023 - 14:58

Track Rating: Good 4, Weather: Fine, Rail Position: +7m Entire Course



BRISBANE RACING CLUB

Section	Overall	1800m	1600m	1400m	1200m	1000m	800m	600m	400m	200m
Section Times	2:07.95 [12] (0:16.98)	1:50.97 [7] (0:12.10)	1:38.87 [7] (0:12.61)	1:26.26 [8] (0:12.68)	1:13.58 [8] (0:12.28)	1:01.30 [8] (0:12.15)	0:49.15 [8] (0:12.05)	0:37.10 [10] (0:11.94)	0:25.16 [12] (0:11.99)	0:13.17 [12] (0:13.17)
Average Speed [km/h]	50.9	57.4	56.4	56.9	58.6	59.3	59.9	60.1	59.9	54.7
Top Speed [km/h]	63.5	63.0	58.3	57.6	60.0	60.1	61.0	61.1	61.4	58.2
Avg. Dist. to Rail [m]	3.4	5.7	3.2	0.8	1.3	0.7	0.3	0.7	0.9	0.4
Avg. Stride Freq. [Hz]	2.3	2.3	2.2	2.2	2.2	2.2	2.3	2.3	2.3	2.2
Avg. Stride Length [m]	6.2	6.9	7.1	7.1	7.1	7.0	7.0	7.1	7.1	6.7



- [] Ranking at each section and finish
- .-.- No data available at this section
- NA No data available