



# Doomben QLD Professional

## Race 7: LADBROKES BET TICKER BENCHMARK 65 Handicap - 1640m

14 June 2023 - 16:04



BRISBANE  
RACING CLUB

Track Rating: Good 4, Weather: Fine, Rail Position: +7m Entire Course

Section														
Field Times	Overall	1400m	1200m	1000m	800m	600m	400m	Last 600m						
	1:38.93 (0:16.53)	1:22.40 (0:11.65)	1:10.75 (0:11.69)	0:59.06 (0:11.83)	0:47.23 (0:11.91)	0:35.32 (0:11.63)	0:23.69 (0:11.74)	0:35.32						
Rank	TAB	Horse/Jockey	Barrier	Top Speed [km/h]	Fastest Section									Distance Travelled [m]
1	13	ARTS OBJECT Angela Jones	11	64.1 400m	0:11.45 400m	1:38.93 [1] (0:16.55)	1:22.38 [2] (0:11.75)	1:10.63 [2] (0:11.81)	0:58.82 [3] (0:11.84)	0:46.98 [3] (0:11.89)	0:35.09 [3] (0:11.69)	0:23.40 [3] (0:11.45)	0:35.09	
2	2	MISHANI MISSILE Ben Thompson	7	64.6 600m	0:11.32 400m	1:38.93 [2] (0:16.85)	1:22.08 [6] (0:12.05)	1:10.03 [7] (0:11.76)	0:58.27 [6] (0:11.91)	0:46.36 [6] (0:11.74)	0:34.62 [6] (0:11.42)	0:23.20 [4] (0:11.32)	0:34.62	+7
3	15	NIPPA'S NIGHTCAP James Orman	13	66.4 400m	0:11.06 400m	1:39.16 [3] (0:17.21)	1:21.95 [9] (0:12.11)	1:09.84 [9] (0:11.91)	0:57.93 [9] (0:11.90)	0:46.03 [10] (0:11.70)	0:34.33 [9] (0:11.46)	0:22.87 [10] (0:11.06)	0:34.33	+5
4	7	DIACO Micheal Hellyer	5	65.8 400m	0:11.25 400m	1:39.18 [4] (0:17.09)	1:22.09 [8] (0:12.07)	1:10.02 [8] (0:11.82)	0:58.20 [8] (0:11.86)	0:46.34 [8] (0:11.68)	0:34.66 [8] (0:11.44)	0:23.22 [7] (0:11.25)	0:34.66	+8
5	9	PICK ZA BEANS Samantha Collett	20	65.5 400m	0:11.28 400m	1:39.58 [5] (0:17.42)	1:22.16 [10] (0:11.99)	1:10.17 [10] (0:11.90)	0:58.27 [10] (0:11.78)	0:46.49 [9] (0:11.76)	0:34.73 [10] (0:11.40)	0:23.33 [9] (0:11.28)	0:34.73	+9
6	1	A CALL FROM HEAVEN Cejay Graham	2	63.8 400m	0:11.45 400m	1:39.65 [6] (0:16.92)	1:22.73 [7] (0:11.98)	1:10.75 [6] (0:11.88)	0:58.87 [7] (0:11.99)	0:46.88 [7] (0:11.70)	0:35.18 [7] (0:11.59)	0:23.59 [8] (0:11.45)	0:35.18	+3
7	11	HARMONY REIGNS Larry Cassidy	10	63.0 800m	0:11.67 400m	1:39.94 [7] (0:16.60)	1:23.34 [4] (0:11.94)	1:11.40 [4] (0:11.78)	0:59.62 [4] (0:11.89)	0:47.73 [4] (0:11.85)	0:35.88 [4] (0:11.79)	0:24.09 [5] (0:11.67)	0:35.88	+7
8	3	GREEN REIGN Kyle Wilson-Taylor	19	65.0 Overall	0:11.61 1200m	1:40.07 [8] (0:16.61)	1:23.46 [5] (0:11.76)	1:11.70 [3] (0:11.61)	1:00.09 [2] (0:11.78)	0:48.31 [2] (0:11.89)	0:36.42 [2] (0:11.62)	0:24.80 [2] (0:11.84)	0:36.42	+7
9	14	AGENT OF MAYHEM Jag Guthmann-Chester	12	64.9 600m	0:11.31 600m	1:40.11 [9] (0:17.51)	1:22.60 [11] (0:12.11)	1:10.49 [11] (0:11.94)	0:58.55 [11] (0:11.83)	0:46.72 [11] (0:11.66)	0:35.06 [11] (0:11.31)	0:23.75 [11] (0:11.48)	0:35.06	+6
10	5	TAREX Boris Thornton	1	65.3 Overall	0:11.63 600m	1:40.26 [10] (0:16.59)	1:23.67 [3] (0:11.99)	1:11.68 [5] (0:11.90)	0:59.78 [5] (0:11.98)	0:47.80 [5] (0:11.80)	0:36.00 [5] (0:11.63)	0:24.37 [6] (0:11.67)	0:36.00	+3

Scratched: Hallowed Girl (#4), Kronenbourg (#17), Duchess Rothesay (#18), Prickly Poppy (#10), Aswaat (#6), Calcareous (#19), Little Miss Pixie (#12), Savileo (#16), Cairdeas (#20)

[ ] Ranking at each section and finish  
-:--:- No data available at this section  
NA No data available

SCN Saddle cloth number  
DNF Did not finish  
DNT Did not track



# Doomben QLD Professional

## Race 7: LADBROKES BET TICKER BENCHMARK 65 Handicap - 1640m

14 June 2023 - 16:04



BRISBANE  
RACING CLUB

Track Rating: Good 4, Weather: Fine, Rail Position: +7m Entire Course

Section	Overall	1400m	1200m	1000m	800m	600m	400m	Last 600m						
Field Times	1:38.93 (0:16.53)	1:22.40 (0:11.65)	1:10.75 (0:11.69)	0:59.06 (0:11.83)	0:47.23 (0:11.91)	0:35.32 (0:11.63)	0:23.69 (0:11.74)	0:35.32						
Rank	TAB	Horse/Jockey	Barrier	Top Speed [km/h]	Fastest Section				Distance Travelled [m]					
11	8	TWYFORD Martin Harley	16	63.2 Overall	0:11.63 600m	1:40.28 [11] (0:16.53)	1:23.75 [1] (0:11.65)	1:12.10 [1] (0:11.69)	1:00.41 [1] (0:11.83)	0:48.58 [1] (0:11.91)	0:36.67 [1] (0:11.63)	0:25.04 [1] (0:11.86)	0:36.67	+5

Scratched: Hallowed Girl (#4), Kronenbourg (#17), Duchess Rothesay (#18), Prickly Poppy (#10), Aswaat (#6), Calcareous (#19), Little Miss Pixie (#12), Savileo (#16), Cairdeas (#20)

[ ] Ranking at each section and finish  
 -:-:- No data available at this section  
 NA No data available

SCN Saddle cloth number  
 DNF Did not finish  
 DNT Did not track



# Doomben QLD Professional

## Race 7: LADBROKES BET TICKER BENCHMARK 65 Handicap - 1640m

14 June 2023 - 16:04



BRISBANE  
RACING CLUB

Track Rating: Good 4, Weather: Fine, Rail Position: +7m Entire Course

Section				200m				Last 600m	
Field Times				0:11.95 (0:11.95)				0:35.32	
Rank	TAB	Horse/Jockey	Barrier	Top Speed [km/h]	Fastest Section	Margin			Distance Travelled [m]
1	13	<b>ARTS OBJECT</b> Angela Jones	11	64.1 400m	0:11.45 400m	0:11.95 [1] (0:11.95)	1:38.93		0:35.09
2	2	<b>MISHANI MISSILE</b> Ben Thompson	7	64.6 600m	0:11.32 400m	0:11.88 [2] (0:11.88)	0.04L		0:34.62 +7
3	15	<b>NIPPA'S NIGHTCAP</b> James Orman	13	66.4 400m	0:11.06 400m	0:11.81 [6] (0:11.81)	1.34L		0:34.33 +5
4	7	<b>DIACO</b> Micheal Hellyer	5	65.8 400m	0:11.25 400m	0:11.97 [5] (0:11.97)	1.47L		0:34.66 +8
5	9	<b>PICK ZA BEANS</b> Samantha Collett	20	65.5 400m	0:11.28 400m	0:12.05 [9] (0:12.05)	3.83L		0:34.73 +9
6	1	<b>A CALL FROM HEAVEN</b> Cejay Graham	2	63.8 400m	0:11.45 400m	0:12.14 [7] (0:12.14)	4.23L		0:35.18 +3
7	11	<b>HARMONY REIGNS</b> Larry Cassidy	10	63.0 800m	0:11.67 400m	0:12.42 [8] (0:12.42)	5.98L		0:35.88 +7
8	3	<b>GREEN REIGN</b> Kyle Wilson-Taylor	19	65.0 Overall	0:11.61 1200m	0:12.96 [4] (0:12.96)	6.7L		0:36.42 +7
9	14	<b>AGENT OF MAYHEM</b> Jag Guthmann-Chester	12	64.9 600m	0:11.31 600m	0:12.27 [11] (0:12.27)	6.93L		0:35.06 +6
10	5	<b>TAREX</b> Boris Thornton	1	65.3 Overall	0:11.63 600m	0:12.70 [10] (0:12.70)	7.83L		0:36.00 +3

Scratched: Hallowed Girl (#4), Kronenbourg (#17), Duchess Rothesay (#18), Prickly Poppy (#10), Aswaat (#6), Calcareous (#19), Little Miss Pixie (#12), Savileo (#16), Cairdeas (#20)

Report Created: Wed 14 June 2023 16:28 GMT+10 (Note: Timing is based on position data)

Page 3/15

[ ] Ranking at each section and finish  
-:--:-- No data available at this section  
NA No data available

SCN Saddle cloth number  
DNF Did not finish  
DNT Did not track

data processed by TRIPLESDATA



# Doomben QLD Professional

## Race 7: LADBROKES BET TICKER BENCHMARK 65 Handicap - 1640m

14 June 2023 - 16:04



BRISBANE  
RACING CLUB

Track Rating: Good 4, Weather: Fine, Rail Position: +7m Entire Course

Section		200m		Last 600m		
Field Times		0:11.95 (0:11.95)		0:35.32		
Rank	TAB Horse/Jockey	Barrier	Top Speed [km/h]	Fastest Section	Margin	Distance Travelled [m]
11	8 TWYFORD	16	63.2	0:11.63	0:13.18 [3]	7.93L
	Martin Harley		Overall	600m	(0:13.18)	
						0:36.67 +5

Scratched: Hallowed Girl (#4), Kronenbourg (#17), Duchess Rothesay (#18), Prickly Poppy (#10), Aswaat (#6), Calcareous (#19), Little Miss Pixie (#12), Savileo (#16), Cairdeas (#20)

[ ] Ranking at each section and finish  
 -:-:- No data available at this section  
 NA No data available

SCN Saddle cloth number  
 DNF Did not finish  
 DNT Did not track



Horse/Jockey Name	Arts Object
Final Rank	1
Fastest Section Time (Section)	0:11.45 (400m)
Top Speed [km/h] (Section)	64.1 (400m)
Race State	Finished

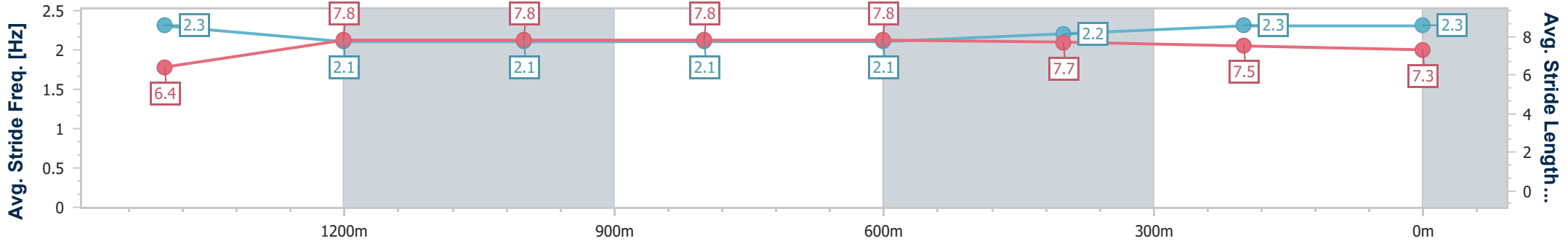
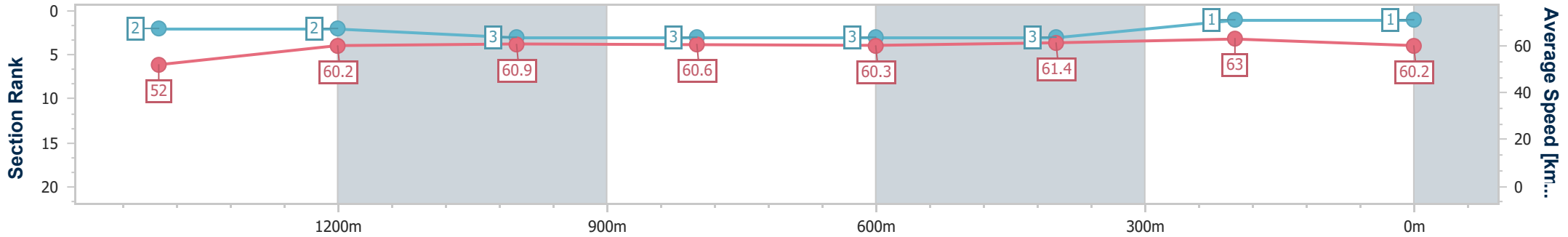


**Doomben QLD Professional**  
**Race 7: LADBROKES BET TICKER BENCHMARK 65 Handicap - 1640m**  
 14 June 2023 - 16:04  
 Track Rating: Good 4, Weather: Fine, Rail Position: +7m Entire Course



BRISBANE  
RACING CLUB

Section	Overall	1400m	1200m	1000m	800m	600m	400m	200m						
Section Times	1:38.93 [1] (0:16.55)	1:22.38 [2] (0:11.75)	1:10.63 [2] (0:11.81)	0:58.82 [3] (0:11.84)	0:46.98 [3] (0:11.89)	0:35.09 [3] (0:11.69)	0:23.40 [3] (0:11.45)	0:11.95 [1] (0:11.95)						
Average Speed [km/h]	52.0	60.2	60.9	60.6	60.3	61.4	63.0	60.2						
Top Speed [km/h]	63.2	61.5	62.3	61.7	61.0	62.1	64.1	62.8						
Avg. Dist. to Rail [m]	1.6	3.0	1.6	0.8	1.1	0.4	1.0	2.3						
Avg. Stride Freq. [Hz]	2.3	2.1	2.1	2.1	2.1	2.2	2.3	2.3						
Avg. Stride Length [m]	6.4	7.8	7.8	7.8	7.8	7.7	7.5	7.3						



- [ ] Ranking at each section and finish
- .-.- No data available at this section
- NA No data available



Horse/Jockey Name	Mishani Missile
Final Rank	2
Fastest Section Time (Section)	0:11.32 (400m)
Top Speed [km/h] (Section)	64.6 (600m)
Race State	Finished



**Doomben QLD Professional**  
**Race 7: LADBROKES BET TICKER BENCHMARK 65 Handicap - 1640m**

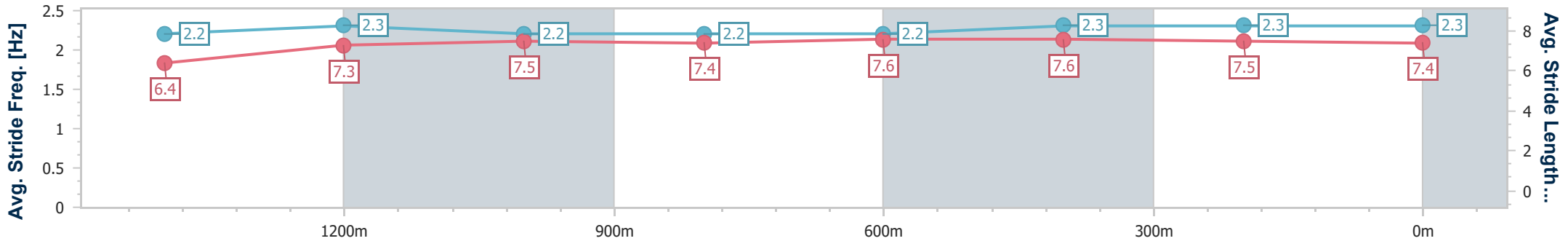
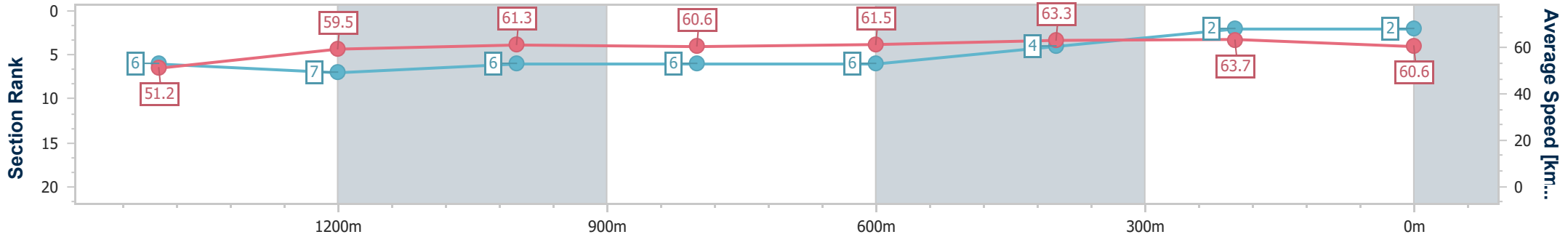


14 June 2023 - 16:04

Track Rating: Good 4, Weather: Fine, Rail Position: +7m Entire Course

BRISBANE RACING CLUB

Section	Overall	1400m	1200m	1000m	800m	600m	400m	200m						
Section Times	1:38.93 [2] (0:16.85)	1:22.08 [6] (0:12.05)	1:10.03 [7] (0:11.76)	0:58.27 [6] (0:11.91)	0:46.36 [6] (0:11.74)	0:34.62 [6] (0:11.42)	0:23.20 [4] (0:11.32)	0:11.88 [2] (0:11.88)						
Average Speed [km/h]	51.2	59.5	61.3	60.6	61.5	63.3	63.7	60.6						
Top Speed [km/h]	61.7	61.4	62.9	62.6	62.7	64.6	64.5	63.1						
Avg. Dist. to Rail [m]	1.0	0.5	0.3	0.5	0.5	0.8	1.8	3.9						
Avg. Stride Freq. [Hz]	2.2	2.3	2.2	2.2	2.2	2.3	2.3	2.3						
Avg. Stride Length [m]	6.4	7.3	7.5	7.4	7.6	7.6	7.5	7.4						



- [ ] Ranking at each section and finish
- .-.- No data available at this section
- NA No data available



Horse/Jockey Name	Nippa's Nightcap
Final Rank	3
Fastest Section Time (Section)	0:11.06 (400m)
Top Speed [km/h] (Section)	66.4 (400m)
Race State	Finished

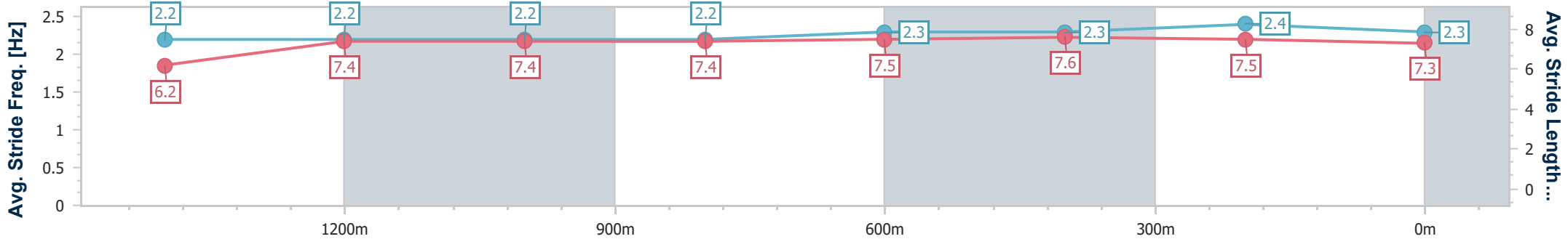
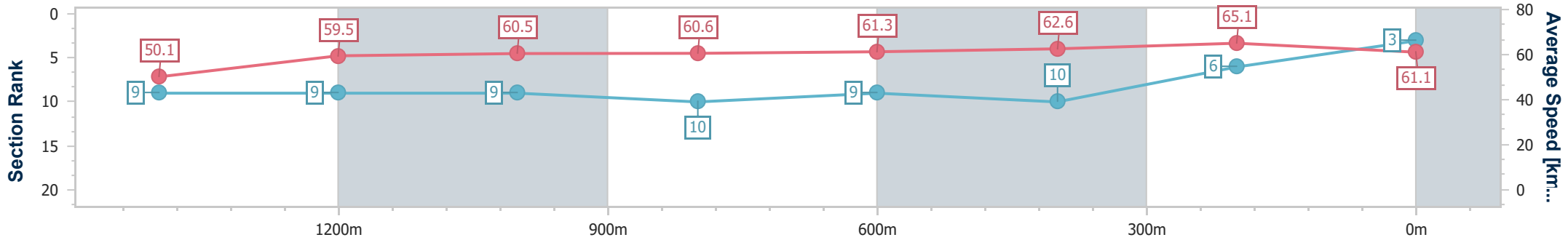


**Doomben QLD Professional**  
**Race 7: LADBROKES BET TICKER BENCHMARK 65 Handicap - 1640m**  
 14 June 2023 - 16:04  
 Track Rating: Good 4, Weather: Fine, Rail Position: +7m Entire Course



BRISBANE  
RACING CLUB

Section	Overall	1400m	1200m	1000m	800m	600m	400m	200m						
Section Times	1:39.16 [3] (0:17.21)	1:21.95 [9] (0:12.11)	1:09.84 [9] (0:11.91)	0:57.93 [9] (0:11.90)	0:46.03 [10] (0:11.70)	0:34.33 [9] (0:11.46)	0:22.87 [10] (0:11.06)	0:11.81 [6] (0:11.81)						
Average Speed [km/h]	50.1	59.5	60.5	60.6	61.3	62.6	65.1	61.1						
Top Speed [km/h]	62.6	62.6	63.4	63.4	63.0	64.5	66.4	65.0						
Avg. Dist. to Rail [m]	2.0	0.7	0.8	0.4	0.8	0.8	3.7	6.3						
Avg. Stride Freq. [Hz]	2.2	2.2	2.2	2.2	2.3	2.3	2.4	2.3						
Avg. Stride Length [m]	6.2	7.4	7.4	7.4	7.5	7.6	7.5	7.3						



- [ ] Ranking at each section and finish
- .-.- No data available at this section
- NA No data available



Horse/Jockey Name	Diacio
Final Rank	4
Fastest Section Time (Section)	0:11.25 (400m)
Top Speed [km/h] (Section)	65.8 (400m)
Race State	Finished



Doomben QLD Professional  
Race 7: LADBROKES BET TICKER BENCHMARK 65 Handicap - 1640m

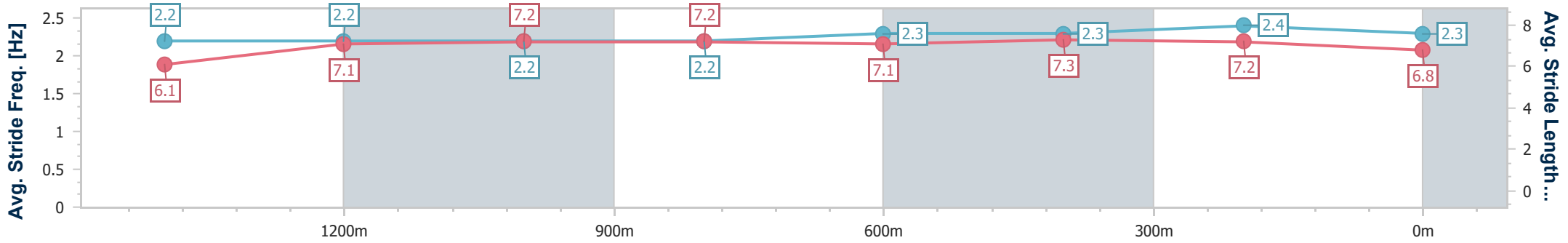
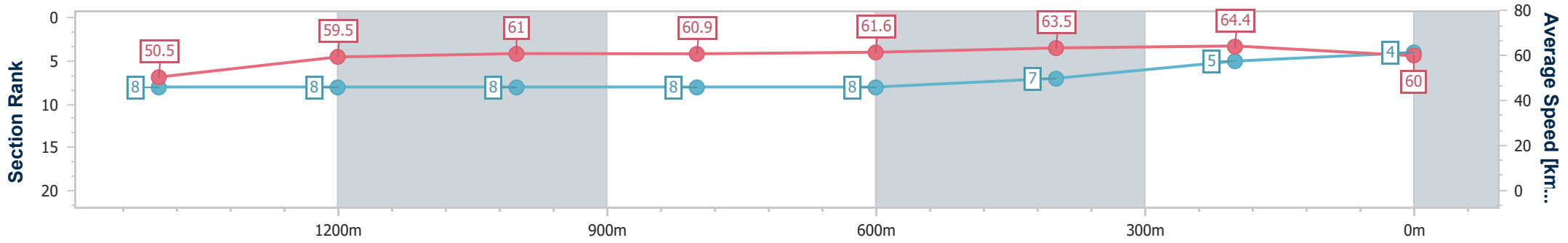


14 June 2023 - 16:04

Track Rating: Good 4, Weather: Fine, Rail Position: +7m Entire Course

BRISBANE RACING CLUB

Section	Overall	1400m	1200m	1000m	800m	600m	400m	200m						
Section Times	1:39.18 [4] (0:17.09)	1:22.09 [8] (0:12.07)	1:10.02 [8] (0:11.82)	0:58.20 [8] (0:11.86)	0:46.34 [8] (0:11.68)	0:34.66 [8] (0:11.44)	0:23.22 [7] (0:11.25)	0:11.97 [5] (0:11.97)						
Average Speed [km/h]	50.5	59.5	61.0	60.9	61.6	63.5	64.4	60.0						
Top Speed [km/h]	61.8	61.6	63.5	63.5	63.5	63.8	65.8	63.0						
Avg. Dist. to Rail [m]	0.5	0.3	0.3	0.5	0.4	1.2	3.7	6.4						
Avg. Stride Freq. [Hz]	2.2	2.2	2.2	2.2	2.3	2.3	2.4	2.3						
Avg. Stride Length [m]	6.1	7.1	7.2	7.2	7.1	7.3	7.2	6.8						



- [ ] Ranking at each section and finish
- .-.- No data available at this section
- NA No data available





Horse/Jockey Name	Pick Za Beans
Final Rank	5
Fastest Section Time (Section)	0:11.28 (400m)
Top Speed [km/h] (Section)	65.5 (400m)
Race State	Finished

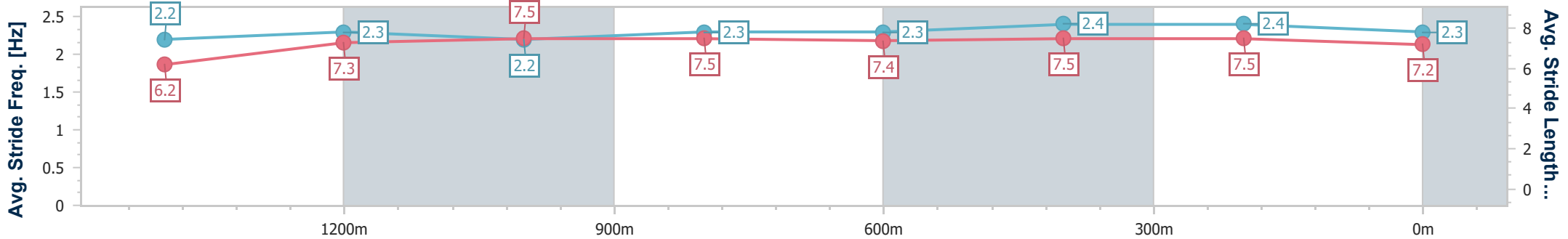
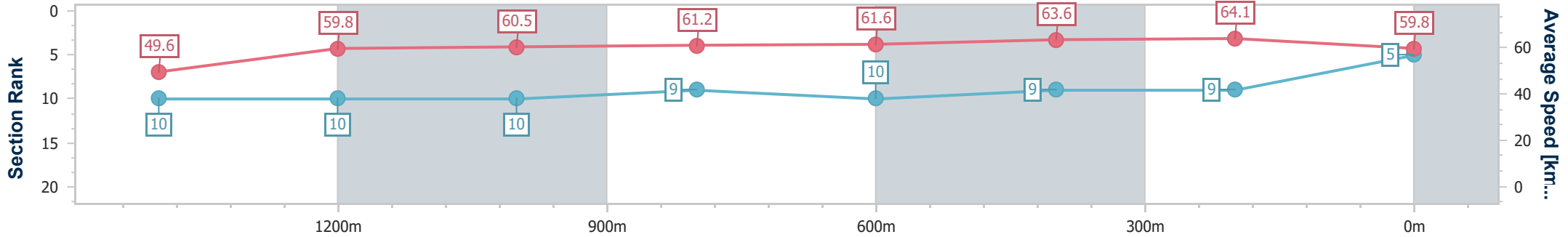


**Doomben QLD Professional**  
**Race 7: LADBROKES BET TICKER BENCHMARK 65 Handicap - 1640m**  
 14 June 2023 - 16:04  
 Track Rating: Good 4, Weather: Fine, Rail Position: +7m Entire Course



BRISBANE  
RACING CLUB

Section	Overall	1400m	1200m	1000m	800m	600m	400m	200m						
Section Times	1:39.58 [5] (0:17.42)	1:22.16 [10] (0:11.99)	1:10.17 [10] (0:11.90)	0:58.27 [10] (0:11.78)	0:46.49 [9] (0:11.76)	0:34.73 [10] (0:11.40)	0:23.33 [9] (0:11.28)	0:12.05 [9] (0:12.05)						
Average Speed [km/h]	49.6	59.8	60.5	61.2	61.6	63.6	64.1	59.8						
Top Speed [km/h]	62.6	62.9	62.6	64.0	62.6	64.8	65.5	62.6						
Avg. Dist. to Rail [m]	3.6	0.6	0.2	0.5	1.0	1.3	5.0	5.4						
Avg. Stride Freq. [Hz]	2.2	2.3	2.2	2.3	2.3	2.4	2.4	2.3						
Avg. Stride Length [m]	6.2	7.3	7.5	7.5	7.4	7.5	7.5	7.2						



- [ ] Ranking at each section and finish
- .-.- No data available at this section
- NA No data available



Horse/Jockey Name	A Call From Heaven
Final Rank	6
Fastest Section Time (Section)	0:11.45 (400m)
Top Speed [km/h] (Section)	63.8 (400m)
Race State	Finished

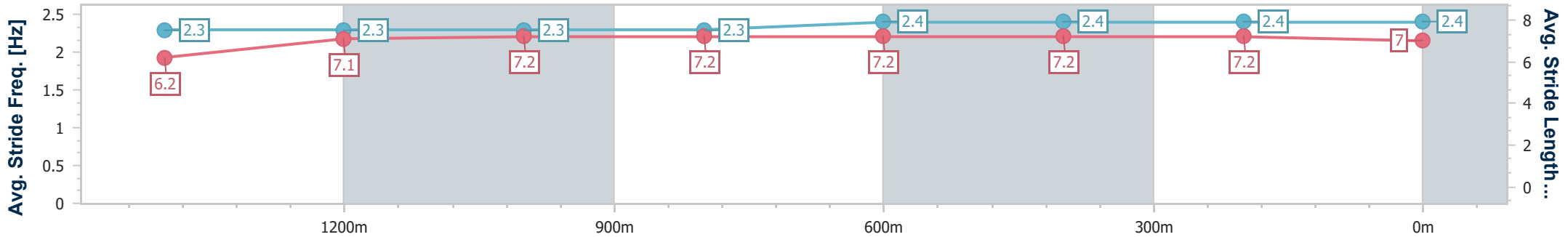
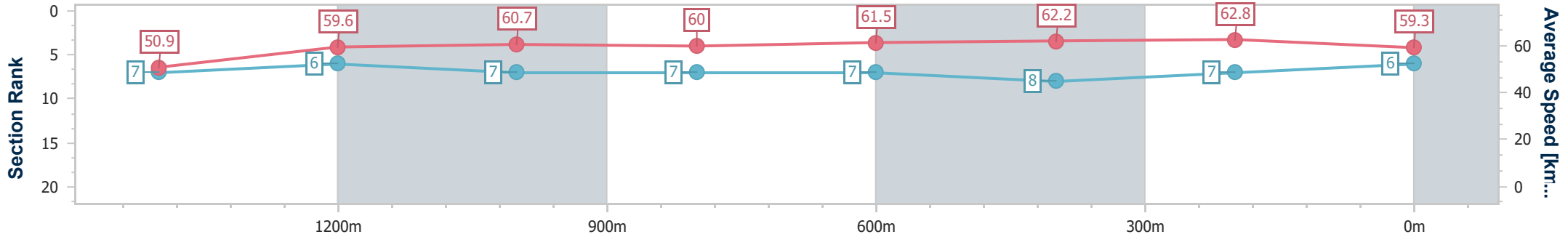


**Doomben QLD Professional**  
**Race 7: LADBROKES BET TICKER BENCHMARK 65 Handicap - 1640m**  
 14 June 2023 - 16:04  
 Track Rating: Good 4, Weather: Fine, Rail Position: +7m Entire Course



BRISBANE  
RACING CLUB

Section	Overall	1400m	1200m	1000m	800m	600m	400m	200m					
Section Times	1:39.65 [6] (0:16.92)	1:22.73 [7] (0:11.98)	1:10.75 [6] (0:11.88)	0:58.87 [7] (0:11.99)	0:46.88 [7] (0:11.70)	0:35.18 [7] (0:11.59)	0:23.59 [8] (0:11.45)	0:12.14 [7] (0:12.14)					
Average Speed [km/h]	50.9	59.6	60.7	60.0	61.5	62.2	62.8	59.3					
Top Speed [km/h]	63.1	63.0	62.9	62.8	63.2	62.9	63.8	62.6					
Avg. Dist. to Rail [m]	1.4	1.0	0.2	0.2	0.5	0.3	0.9	1.7					
Avg. Stride Freq. [Hz]	2.3	2.3	2.3	2.3	2.4	2.4	2.4	2.4					
Avg. Stride Length [m]	6.2	7.1	7.2	7.2	7.2	7.2	7.2	7.0					



- [ ] Ranking at each section and finish
- .-.- No data available at this section
- NA No data available



Horse/Jockey Name	Harmony Reigns
Final Rank	7
Fastest Section Time (Section)	0:11.67 (400m)
Top Speed [km/h] (Section)	63.0 (800m)
Race State	Finished

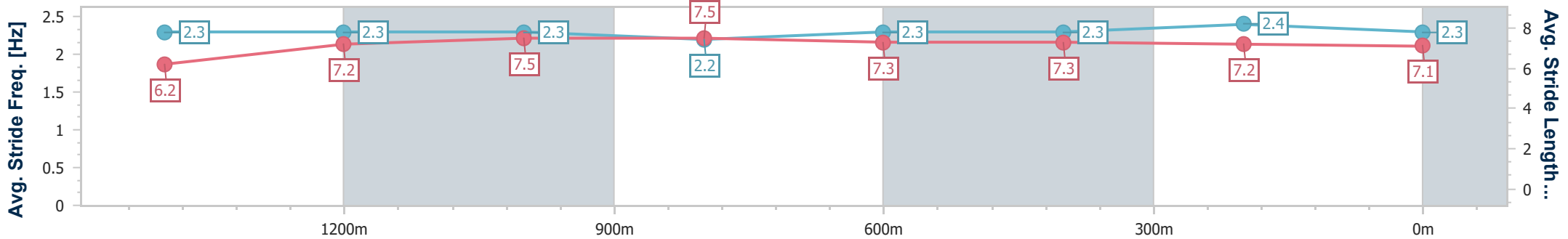
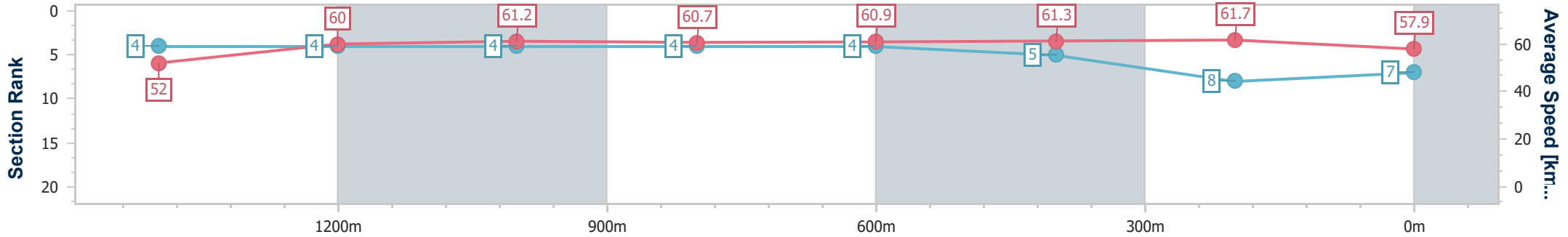


**Doomben QLD Professional**  
**Race 7: LADBROKES BET TICKER BENCHMARK 65 Handicap - 1640m**  
 14 June 2023 - 16:04  
 Track Rating: Good 4, Weather: Fine, Rail Position: +7m Entire Course



BRISBANE  
RACING CLUB

Section	Overall	1400m	1200m	1000m	800m	600m	400m	200m						
Section Times	1:39.94 [7] (0:16.60)	1:23.34 [4] (0:11.94)	1:11.40 [4] (0:11.78)	0:59.62 [4] (0:11.89)	0:47.73 [4] (0:11.85)	0:35.88 [4] (0:11.79)	0:24.09 [5] (0:11.67)	0:12.42 [8] (0:12.42)						
Average Speed [km/h]	52.0	60.0	61.2	60.7	60.9	61.3	61.7	57.9						
Top Speed [km/h]	62.2	61.3	61.9	61.6	63.0	62.3	62.6	61.7						
Avg. Dist. to Rail [m]	1.2	0.8	0.6	1.0	0.6	0.7	0.7	2.3						
Avg. Stride Freq. [Hz]	2.3	2.3	2.3	2.2	2.3	2.3	2.4	2.3						
Avg. Stride Length [m]	6.2	7.2	7.5	7.5	7.3	7.3	7.2	7.1						



- [ ] Ranking at each section and finish
- .-.- No data available at this section
- NA No data available



Horse/Jockey Name	Green Reign
Final Rank	8
Fastest Section Time (Section)	0:11.61 (1200m)
Top Speed [km/h] (Section)	65.0 (Overall)
Race State	Finished

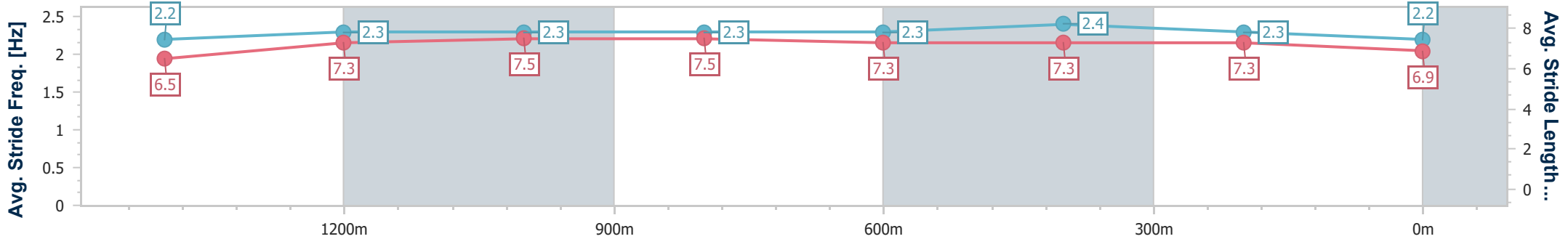
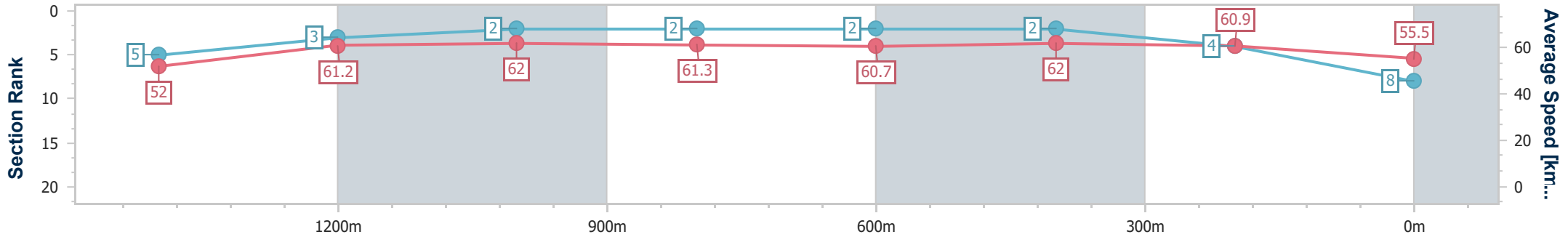


**Doomben QLD Professional**  
**Race 7: LADBROKES BET TICKER BENCHMARK 65 Handicap - 1640m**  
 14 June 2023 - 16:04  
 Track Rating: Good 4, Weather: Fine, Rail Position: +7m Entire Course



BRISBANE  
RACING CLUB

Section	Overall	1400m	1200m	1000m	800m	600m	400m	200m						
Section Times	1:40.07 [8] (0:16.61)	1:23.46 [5] (0:11.76)	1:11.70 [3] (0:11.61)	1:00.09 [2] (0:11.78)	0:48.31 [2] (0:11.89)	0:36.42 [2] (0:11.62)	0:24.80 [2] (0:11.84)	0:12.96 [4] (0:12.96)						
Average Speed [km/h]	52.0	61.2	62.0	61.3	60.7	62.0	60.9	55.5						
Top Speed [km/h]	65.0	62.2	62.8	61.6	61.7	62.5	62.0	59.5						
Avg. Dist. to Rail [m]	3.5	0.6	1.2	0.8	0.6	0.4	0.8	1.0						
Avg. Stride Freq. [Hz]	2.2	2.3	2.3	2.3	2.3	2.4	2.3	2.2						
Avg. Stride Length [m]	6.5	7.3	7.5	7.5	7.3	7.3	7.3	6.9						



- [ ] Ranking at each section and finish
- .-.- No data available at this section
- NA No data available



Horse/Jockey Name	Agent Of Mayhem
Final Rank	9
Fastest Section Time (Section)	0:11.31 (600m)
Top Speed [km/h] (Section)	64.9 (600m)
Race State	Finished

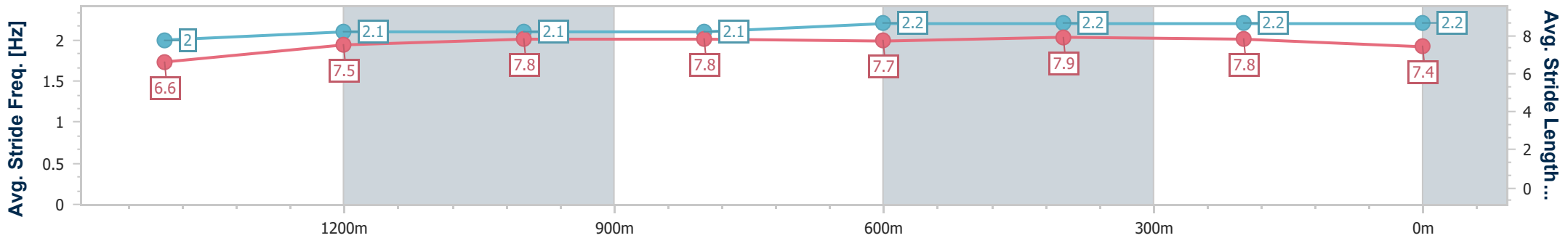
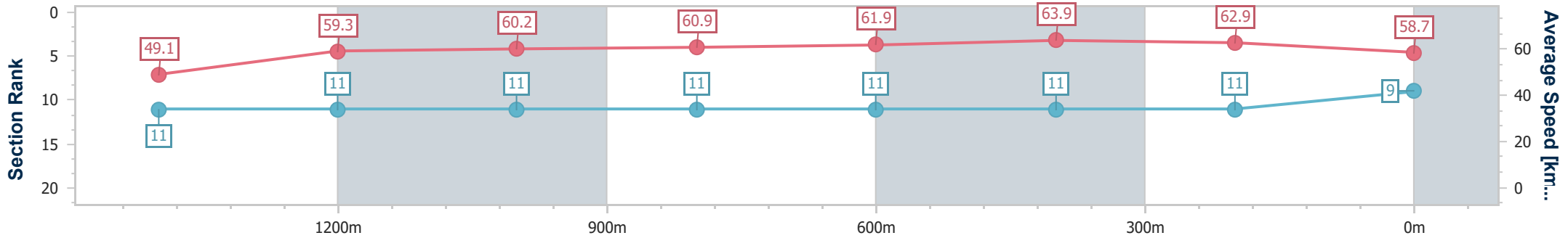


**Doomben QLD Professional**  
**Race 7: LADBROKES BET TICKER BENCHMARK 65 Handicap - 1640m**  
 14 June 2023 - 16:04  
 Track Rating: Good 4, Weather: Fine, Rail Position: +7m Entire Course



BRISBANE  
RACING CLUB

Section	Overall	1400m	1200m	1000m	800m	600m	400m	200m						
Section Times	1:40.11 [9] (0:17.51)	1:22.60 [11] (0:12.11)	1:10.49 [11] (0:11.94)	0:58.55 [11] (0:11.83)	0:46.72 [11] (0:11.66)	0:35.06 [11] (0:11.31)	0:23.75 [11] (0:11.48)	0:12.27 [11] (0:12.27)						
Average Speed [km/h]	49.1	59.3	60.2	60.9	61.9	63.9	62.9	58.7						
Top Speed [km/h]	60.2	61.0	62.2	63.6	63.8	64.9	64.1	62.1						
Avg. Dist. to Rail [m]	1.8	0.5	0.6	0.6	0.4	0.9	4.0	3.8						
Avg. Stride Freq. [Hz]	2.0	2.1	2.1	2.1	2.2	2.2	2.2	2.2						
Avg. Stride Length [m]	6.6	7.5	7.8	7.8	7.7	7.9	7.8	7.4						



- [ ] Ranking at each section and finish
- .-.- No data available at this section
- NA No data available



Horse/Jockey Name	Tarex
Final Rank	10
Fastest Section Time (Section)	0:11.63 (600m)
Top Speed [km/h] (Section)	65.3 (Overall)
Race State	Finished

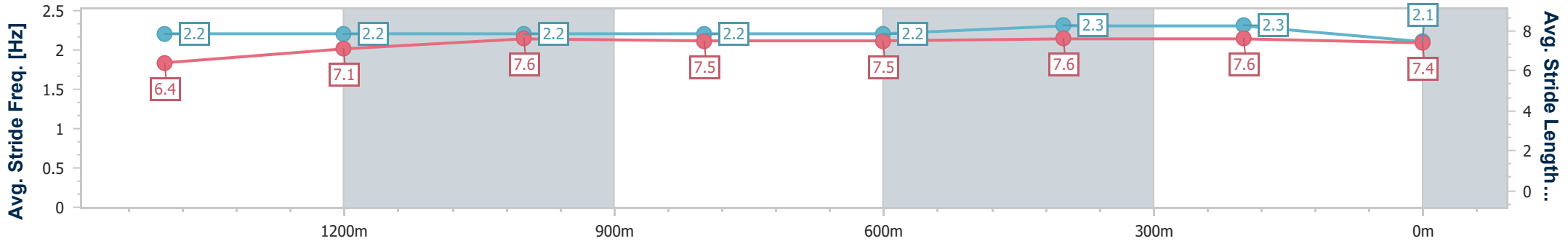
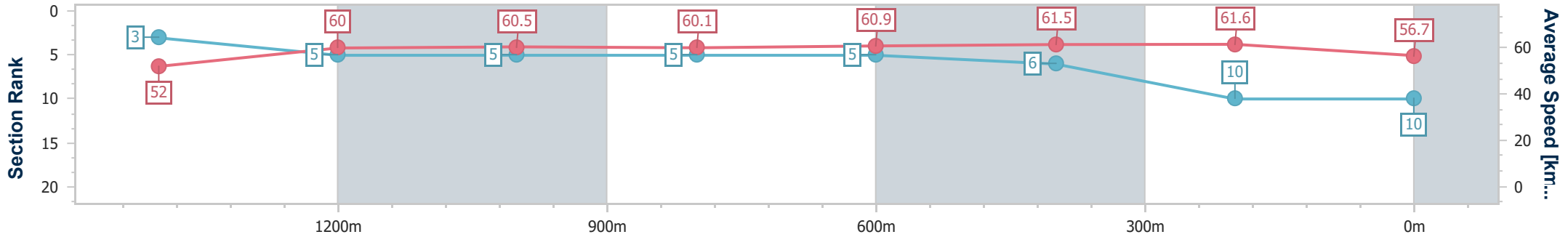


**Doomben QLD Professional**  
**Race 7: LADBROKES BET TICKER BENCHMARK 65 Handicap - 1640m**  
 14 June 2023 - 16:04  
 Track Rating: Good 4, Weather: Fine, Rail Position: +7m Entire Course



BRISBANE  
RACING CLUB

Section	Overall	1400m	1200m	1000m	800m	600m	400m	200m
Section Times	1:40.26 [10] (0:16.59)	1:23.67 [3] (0:11.99)	1:11.68 [5] (0:11.90)	0:59.78 [5] (0:11.98)	0:47.80 [5] (0:11.80)	0:36.00 [5] (0:11.63)	0:24.37 [6] (0:11.67)	0:12.70 [10] (0:12.70)
Average Speed [km/h]	52.0	60.0	60.5	60.1	60.9	61.5	61.6	56.7
Top Speed [km/h]	65.3	61.7	62.0	61.9	61.9	62.3	62.6	60.1
Avg. Dist. to Rail [m]	1.8	0.6	0.3	0.3	0.5	0.9	1.1	0.5
Avg. Stride Freq. [Hz]	2.2	2.2	2.2	2.2	2.2	2.3	2.3	2.1
Avg. Stride Length [m]	6.4	7.1	7.6	7.5	7.5	7.6	7.6	7.4



- [ ] Ranking at each section and finish
- .-.- No data available at this section
- NA No data available



Horse/Jockey Name	Twyford
Final Rank	11
Fastest Section Time (Section)	0:11.63 (600m)
Top Speed [km/h] (Section)	63.2 (Overall)
Race State	Finished

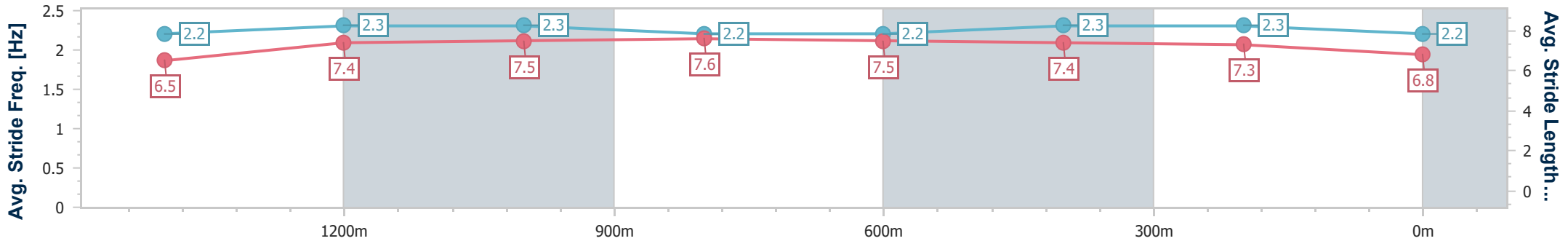
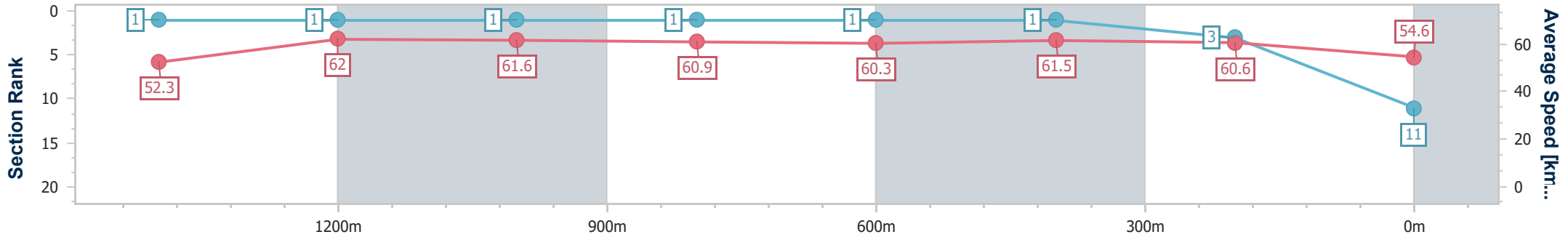


**Doomben QLD Professional**  
**Race 7: LADBROKES BET TICKER BENCHMARK 65 Handicap - 1640m**  
 14 June 2023 - 16:04  
 Track Rating: Good 4, Weather: Fine, Rail Position: +7m Entire Course



BRISBANE  
RACING CLUB

Section	Overall	1400m	1200m	1000m	800m	600m	400m	200m						
Section Times	1:40.28 [11] (0:16.53)	1:23.75 [1] (0:11.65)	1:12.10 [1] (0:11.69)	1:00.41 [1] (0:11.83)	0:48.58 [1] (0:11.91)	0:36.67 [1] (0:11.63)	0:25.04 [1] (0:11.86)	0:13.18 [3] (0:13.18)						
Average Speed [km/h]	52.3	62.0	61.6	60.9	60.3	61.5	60.6	54.6						
Top Speed [km/h]	63.2	62.9	62.8	61.4	61.2	62.0	62.3	58.5						
Avg. Dist. to Rail [m]	3.7	0.9	0.4	0.2	0.6	0.9	1.6	1.9						
Avg. Stride Freq. [Hz]	2.2	2.3	2.3	2.2	2.2	2.3	2.3	2.2						
Avg. Stride Length [m]	6.5	7.4	7.5	7.6	7.5	7.4	7.3	6.8						



- [ ] Ranking at each section and finish
- .-.- No data available at this section
- NA No data available