



Eagle Farm QLD Professional

Race 3: XXXX DRY QTIS Three-Year-Old Maiden Plate - 1600m

28 June 2023 - 13:43



BRISBANE
RACING CLUB

Track Rating: Good 4, Weather: Fine, Rail Position: +8m Entire Course

Section														
Field Times	Overall	1400m	1200m	1000m	800m	600m	400m	Last 600m						
	1:38.78 (0:13.86)	1:24.92 (0:11.36)	1:13.56 (0:12.01)	1:01.55 (0:12.87)	0:48.68 (0:12.62)	0:36.06 (0:12.20)	0:23.86 (0:11.62)	0:36.06						
Rank	TAB	Horse/Jockey	Barrier	Top Speed [km/h]	Fastest Section	Overall	1400m	1200m	1000m	800m	600m	400m	Last 600m	Distance Travelled [m]
1	1	CYGNET RIVER Damien Thornton	10	64.7 400m	0:11.46 400m	1:38.78 [1] (0:14.47)	1:24.31 [10] (0:11.65)	1:12.66 [9] (0:12.06)	1:00.60 [9] (0:12.86)	0:47.74 [9] (0:12.36)	0:35.38 [9] (0:11.92)	0:23.46 [7] (0:11.46)	0:35.38	
2	4	FINE AND RARE Michael Murphy	6	65.0 1400m	0:11.36 1400m	1:38.83 [2] (0:13.86)	1:24.97 [1] (0:11.36)	1:13.61 [1] (0:12.01)	1:01.60 [1] (0:12.87)	0:48.73 [1] (0:12.62)	0:36.11 [1] (0:12.20)	0:23.91 [1] (0:11.62)	0:36.11	-6
3	11	GURU CLASS Corey Bayliss	5	64.3 1400m	0:11.52 400m	1:38.88 [3] (0:13.99)	1:24.89 [2] (0:11.54)	1:13.35 [3] (0:12.14)	1:01.21 [3] (0:12.96)	0:48.25 [4] (0:12.55)	0:35.70 [4] (0:11.94)	0:23.76 [3] (0:11.52)	0:35.70	-1
4	5	NAPA VALLEY Andrew Mallyon	13	66.3 1400m	0:11.28 1400m	1:39.01 [4] (0:14.00)	1:25.01 [3] (0:11.28)	1:13.73 [2] (0:12.04)	1:01.69 [2] (0:12.84)	0:48.85 [2] (0:12.65)	0:36.20 [2] (0:12.12)	0:24.08 [2] (0:11.63)	0:36.20	+1
5	8	AHOY Mark Du Plessis	3	63.0 400m	0:11.64 400m	1:39.12 [5] (0:14.00)	1:25.12 [4] (0:11.68)	1:13.44 [4] (0:12.03)	1:01.41 [4] (0:12.73)	0:48.68 [3] (0:12.58)	0:36.10 [3] (0:12.12)	0:23.98 [4] (0:11.64)	0:36.10	-8
6	15	SMOOTH TORQUE Martin Harley	7	63.7 400m	0:11.47 400m	1:39.17 [6] (0:14.25)	1:24.92 [8] (0:11.69)	1:13.23 [8] (0:12.16)	1:01.07 [8] (0:13.04)	0:48.03 [10] (0:12.20)	0:35.83 [8] (0:11.97)	0:23.86 [6] (0:11.47)	0:35.83	-3
7	14	SIGNITA Kyle Wilson-Taylor	12	64.6 Overall	0:11.47 400m	1:39.18 [7] (0:14.56)	1:24.62 [12] (0:11.62)	1:13.00 [11] (0:12.12)	1:00.88 [11] (0:12.94)	0:47.94 [13] (0:12.35)	0:35.59 [11] (0:11.96)	0:23.63 [10] (0:11.47)	0:35.59	-2
8	13	QUEENSWAY Angela Jones	9	64.4 600m	0:11.48 400m	1:39.27 [8] (0:14.19)	1:25.08 [7] (0:11.56)	1:13.52 [5] (0:11.98)	1:01.54 [5] (0:13.02)	0:48.52 [6] (0:12.57)	0:35.95 [7] (0:11.94)	0:24.01 [5] (0:11.48)	0:35.95	+5
9	7	WHIZ BY Justin Huxtable	8	63.9 Overall	0:11.66 400m	1:39.33 [9] (0:14.10)	1:25.23 [5] (0:11.76)	1:13.47 [7] (0:12.15)	1:01.32 [7] (0:12.81)	0:48.51 [7] (0:12.41)	0:36.10 [5] (0:12.09)	0:24.01 [8] (0:11.66)	0:36.10	-3
10	12	LADY MATILDA Samantha Collett	2	62.9 400m	0:11.61 400m	1:39.49 [10] (0:14.49)	1:25.00 [11] (0:11.98)	1:13.02 [12] (0:11.92)	1:01.10 [13] (0:12.82)	0:48.28 [11] (0:12.48)	0:35.80 [12] (0:11.86)	0:23.94 [11] (0:11.61)	0:35.80	+2

Scratched: Sir Randolph (#6), Cavalla Bella (#9), Deferential (#2)

[] Ranking at each section and finish
 -:-:- No data available at this section
 NA No data available

SCN Saddle cloth number
 DNF Did not finish
 DNT Did not track



Eagle Farm QLD Professional

Race 3: XXXX DRY QTIS Three-Year-Old Maiden Plate - 1600m

28 June 2023 - 13:43



BRISBANE
RACING CLUB

Track Rating: Good 4, Weather: Fine, Rail Position: +8m Entire Course

Section	Overall	1400m	1200m	1000m	800m	600m	400m	Last 600m					
Field Times	1:38.78 (0:13.86)	1:24.92 (0:11.36)	1:13.56 (0:12.01)	1:01.55 (0:12.87)	0:48.68 (0:12.62)	0:36.06 (0:12.20)	0:23.86 (0:11.62)	0:36.06					
Rank	TAB Horse/Jockey	Barrier	Top Speed [km/h]	Fastest Section									
11	10 FRIJOLES Melea Castle	15	64.1 1400m	0:11.65 1400m	1:39.57 [11] (0:14.89)	1:24.68 [13] (0:11.65)	1:13.03 [13] (0:11.84)	1:01.19 [12] (0:12.84)	0:48.35 [12] (0:12.48)	0:35.87 [13] (0:11.94)	0:23.93 [13] (0:11.65)	0:35.87	-5
12	3 EASILY AMUSED Jake Bayliss	4	62.8 400m	0:11.68 1400m	1:39.72 [12] (0:14.17)	1:25.55 [6] (0:11.68)	1:13.87 [6] (0:12.08)	1:01.79 [6] (0:12.78)	0:49.01 [5] (0:12.55)	0:36.46 [6] (0:12.12)	0:24.34 [9] (0:11.68)	0:36.46	-7
13	16 BRAMBLE BAY Luke Tarrant	1	62.2 1400m	0:11.76 1400m	1:40.95 [13] (0:14.40)	1:26.55 [9] (0:11.76)	1:14.79 [10] (0:12.09)	1:02.70 [10] (0:12.76)	0:49.94 [8] (0:12.39)	0:37.55 [10] (0:12.22)	0:25.33 [12] (0:12.02)	0:37.55	-8

Scratched: Sir Randolph (#6), Cavalla Bella (#9), Deferential (#2)

[] Ranking at each section and finish
 -:-:- No data available at this section
 NA No data available

SCN Saddle cloth number
 DNF Did not finish
 DNT Did not track



Eagle Farm QLD Professional

Race 3: XXXX DRY QTIS Three-Year-Old Maiden Plate - 1600m

28 June 2023 - 13:43



BRISBANE
RACING CLUB

Track Rating: Good 4, Weather: Fine, Rail Position: +8m Entire Course

Section							200m			Last 600m
Field Times							0:12.24			0:36.06
							(0:12.24)			
Rank	TAB	Horse/Jockey	Barrier	Top Speed [km/h]	Fastest Section	Margin			Distance Travelled [m]	
1	1	CYGNET RIVER	10	64.7	0:11.46	0:12.00 [6]	1:38.78		0:35.38	
		Damien Thornton		400m	400m	(0:12.00)				
2	4	FINE AND RARE	6	65.0	0:11.36	0:12.29 [1]	0.26L		0:36.11	
		Michael Murphy		1400m	1400m	(0:12.29)			-6	
3	11	GURU CLASS	5	64.3	0:11.52	0:12.24 [3]	0.55L		0:35.70	
		Corey Bayliss		1400m	400m	(0:12.24)			-1	
4	5	NAPA VALLEY	13	66.3	0:11.28	0:12.45 [2]	1.35L		0:36.20	
		Andrew Mallyon		1400m	1400m	(0:12.45)			+1	
5	8	AHOY	3	63.0	0:11.64	0:12.34 [5]	1.99L		0:36.10	
		Mark Du Plessis		400m	400m	(0:12.34)			-8	
6	15	SMOOTH TORQUE	7	63.7	0:11.47	0:12.39 [6]	2.28L		0:35.83	
		Martin Harley		400m	400m	(0:12.39)			-3	
7	14	SIGNITA	12	64.6	0:11.47	0:12.16 [9]	2.3L		0:35.59	
		Kyle Wilson-Taylor		Overall	400m	(0:12.16)			-2	
8	13	QUEENSWAY	9	64.4	0:11.48	0:12.53 [4]	2.83L		0:35.95	
		Angela Jones		600m	400m	(0:12.53)			+5	
9	7	WHIZ BY	8	63.9	0:11.66	0:12.35 [8]	3.19L		0:36.10	
		Justin Huxtable		Overall	400m	(0:12.35)			-3	
10	12	LADY MATILDA	2	62.9	0:11.61	0:12.33 [11]	4.14L		0:35.80	
		Samantha Collett		400m	400m	(0:12.33)			+2	

Scratched: Sir Randolph (#6), Cavalla Bella (#9), Deferential (#2)

[] Ranking at each section and finish
 -:-:- No data available at this section
 NA No data available

SCN Saddle cloth number
 DNF Did not finish
 DNT Did not track



Eagle Farm QLD Professional

Race 3: XXXX DRY QTIS Three-Year-Old Maiden Plate - 1600m

28 June 2023 - 13:43



BRISBANE
RACING CLUB

Track Rating: Good 4, Weather: Fine, Rail Position: +8m Entire Course

Section							200m			Last 600m	
Field Times							0:12.24			0:36.06	
Rank	TAB	Horse/Jockey	Barrier	Top Speed [km/h]	Fastest Section	Margin				Distance Travelled [m]	
11	10	FRIJOLES	15	64.1	0:11.65	0:12.28 [12]	4.65L			0:35.87	-5
		Melea Castle		1400m	1400m	(0:12.28)					
12	3	EASILY AMUSED	4	62.8	0:11.68	0:12.66 [10]	5.52L			0:36.46	-7
		Jake Bayliss		400m	1400m	(0:12.66)					
13	16	BRAMBLE BAY	1	62.2	0:11.76	0:13.31 [13]	12.74L			0:37.55	-8
		Luke Tarrant		1400m	1400m	(0:13.31)					

Scratched: Sir Randolph (#6), Cavalla Bella (#9), Deferential (#2)



Horse/Jockey Name	Cygnnet River
Final Rank	1
Fastest Section Time (Section)	0:11.46 (400m)
Top Speed [km/h] (Section)	64.7 (400m)
Race State	Finished



Eagle Farm QLD Professional

Race 3: XXXX DRY QTIS Three-Year-Old Maiden Plate - 1600m

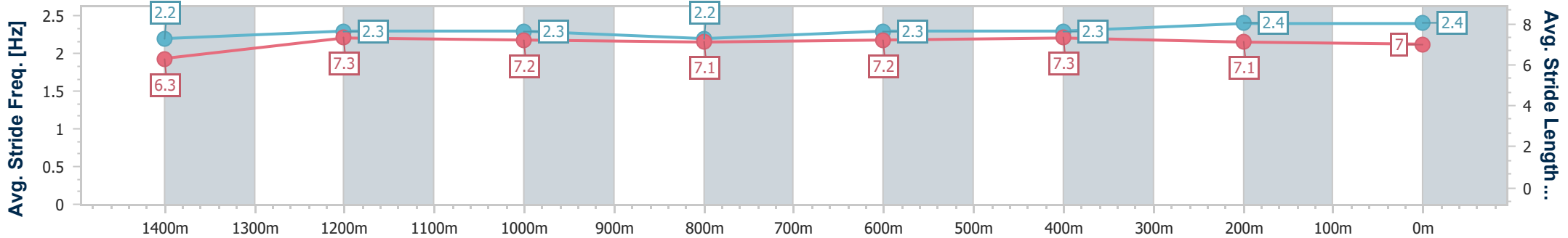
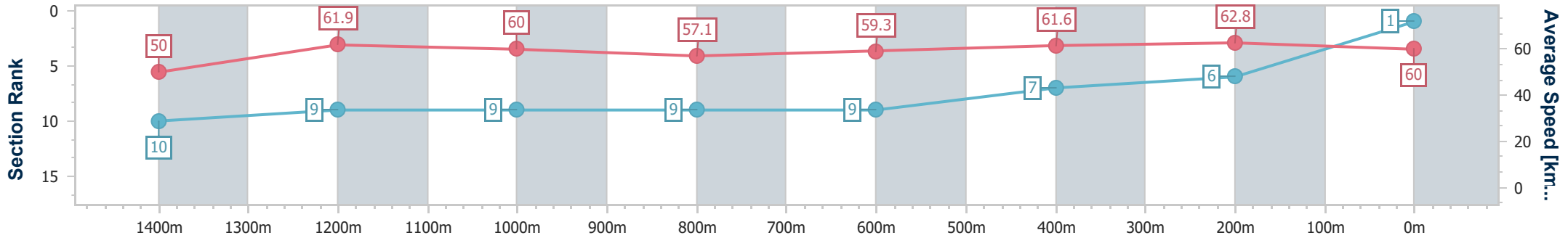
28 June 2023 - 13:43

Track Rating: Good 4, Weather: Fine, Rail Position: +8m Entire Course



BRISBANE RACING CLUB

Section	Overall	1400m	1200m	1000m	800m	600m	400m	200m
Section Times	1:38.78 [1] (0:14.47)	1:24.31 [10] (0:11.65)	1:12.66 [9] (0:12.06)	1:00.60 [9] (0:12.86)	0:47.74 [9] (0:12.36)	0:35.38 [9] (0:11.92)	0:23.46 [7] (0:11.46)	0:12.00 [6] (0:12.00)
Average Speed [km/h]	50.0	61.9	60.0	57.1	59.3	61.6	62.8	60.0
Top Speed [km/h]	62.3	63.7	62.2	58.7	60.9	63.2	64.7	62.3
Avg. Dist. to Rail [m]	6.6	3.7	3.9	4.1	4.0	3.7	5.4	5.6
Avg. Stride Freq. [Hz]	2.2	2.3	2.3	2.2	2.3	2.3	2.4	2.4
Avg. Stride Length [m]	6.3	7.3	7.2	7.1	7.2	7.3	7.1	7.0



- [] Ranking at each section and finish
- .-.- No data available at this section
- NA No data available



Horse/Jockey Name	Fine And Rare
Final Rank	2
Fastest Section Time (Section)	0:11.36 (1400m)
Top Speed [km/h] (Section)	65.0 (1400m)
Race State	Finished



Eagle Farm QLD Professional

Race 3: XXXX DRY QTIS Three-Year-Old Maiden Plate - 1600m

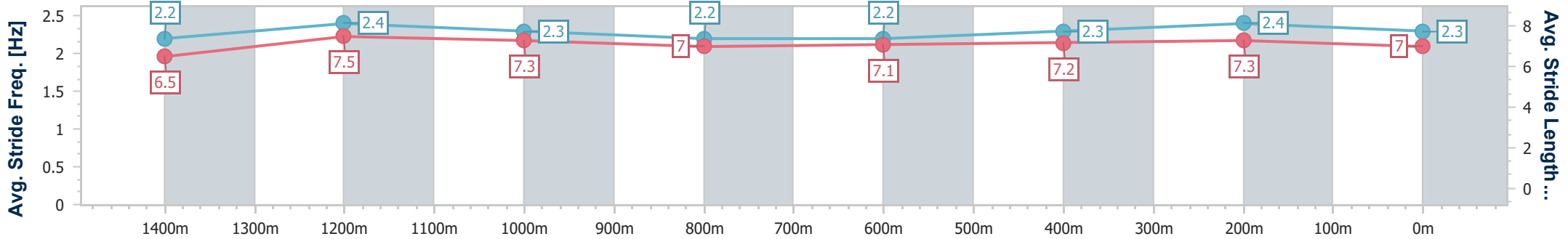
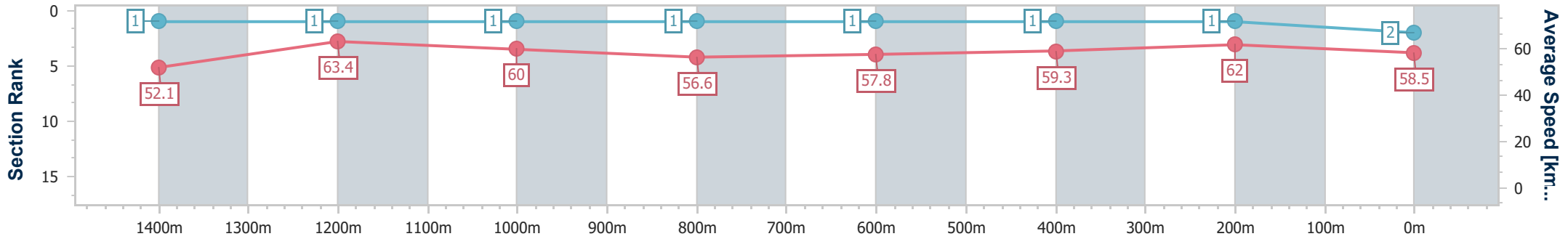
28 June 2023 - 13:43

Track Rating: Good 4, Weather: Fine, Rail Position: +8m Entire Course



BRISBANE RACING CLUB

Section	Overall	1400m	1200m	1000m	800m	600m	400m	200m
Section Times	1:38.83 [2] (0:13.86)	1:24.97 [1] (0:11.36)	1:13.61 [1] (0:12.01)	1:01.60 [1] (0:12.87)	0:48.73 [1] (0:12.62)	0:36.11 [1] (0:12.20)	0:23.91 [1] (0:11.62)	0:12.29 [1] (0:12.29)
Average Speed [km/h]	52.1	63.4	60.0	56.6	57.8	59.3	62.0	58.5
Top Speed [km/h]	64.5	65.0	61.8	57.1	58.6	61.2	62.6	62.0
Avg. Dist. to Rail [m]	4.7	3.1	1.5	2.5	2.5	1.1	0.5	0.8
Avg. Stride Freq. [Hz]	2.2	2.4	2.3	2.2	2.2	2.3	2.4	2.3
Avg. Stride Length [m]	6.5	7.5	7.3	7.0	7.1	7.2	7.3	7.0



- [] Ranking at each section and finish
- .-.-.- No data available at this section
- NA No data available



Horse/Jockey Name	Guru Class
Final Rank	3
Fastest Section Time (Section)	0:11.52 (400m)
Top Speed [km/h] (Section)	64.3 (1400m)
Race State	Finished



Eagle Farm QLD Professional

Race 3: XXXX DRY QTIS Three-Year-Old Maiden Plate - 1600m

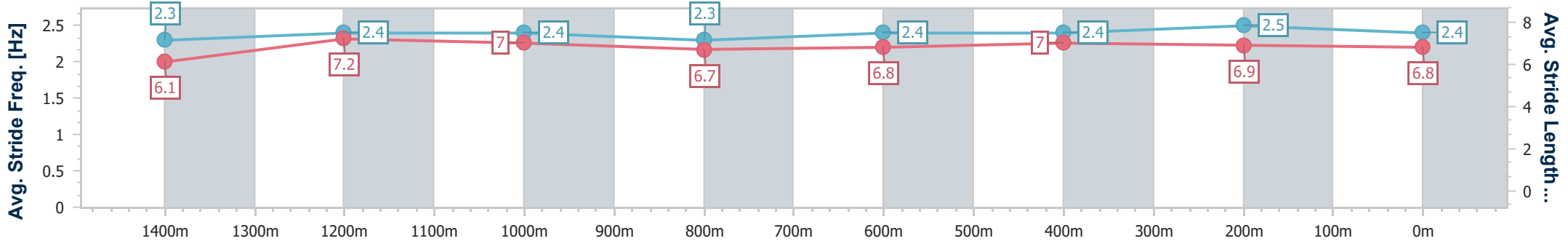
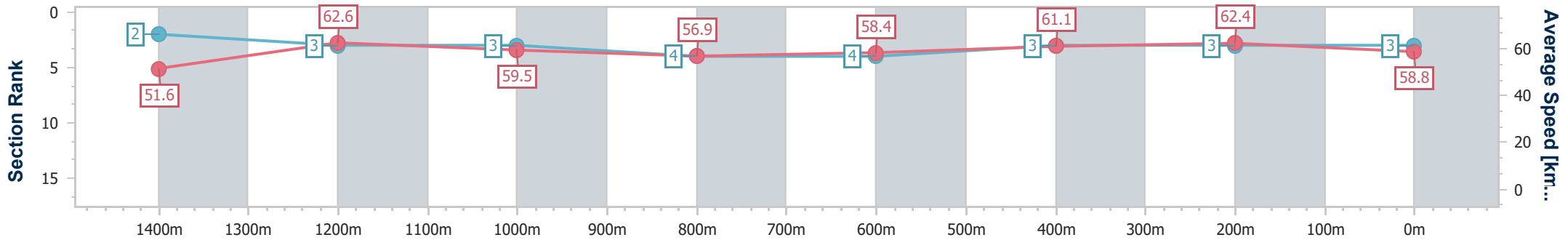
28 June 2023 - 13:43

Track Rating: Good 4, Weather: Fine, Rail Position: +8m Entire Course



BRISBANE RACING CLUB

Section	Overall	1400m	1200m	1000m	800m	600m	400m	200m
Section Times	1:38.88 [3] (0:13.99)	1:24.89 [2] (0:11.54)	1:13.35 [3] (0:12.14)	1:01.21 [3] (0:12.96)	0:48.25 [4] (0:12.55)	0:35.70 [4] (0:11.94)	0:23.76 [3] (0:11.52)	0:12.24 [3] (0:12.24)
Average Speed [km/h]	51.6	62.6	59.5	56.9	58.4	61.1	62.4	58.8
Top Speed [km/h]	63.7	64.3	62.5	59.5	59.7	63.9	63.2	61.5
Avg. Dist. to Rail [m]	2.8	3.1	3.6	4.6	4.3	2.4	2.9	3.4
Avg. Stride Freq. [Hz]	2.3	2.4	2.4	2.3	2.4	2.4	2.5	2.4
Avg. Stride Length [m]	6.1	7.2	7.0	6.7	6.8	7.0	6.9	6.8



- [] Ranking at each section and finish
- .-.- No data available at this section
- NA No data available



Horse/Jockey Name	Napa Valley
Final Rank	4
Fastest Section Time (Section)	0:11.28 (1400m)
Top Speed [km/h] (Section)	66.3 (1400m)
Race State	Finished



Eagle Farm QLD Professional

Race 3: XXXX DRY QTIS Three-Year-Old Maiden Plate - 1600m

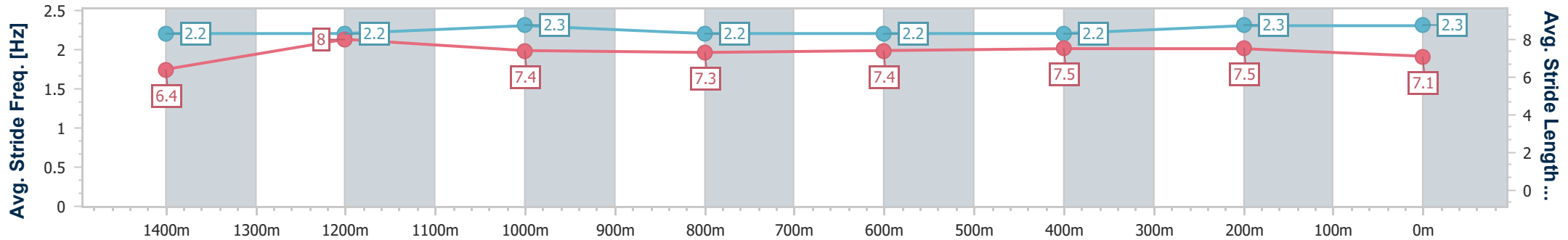
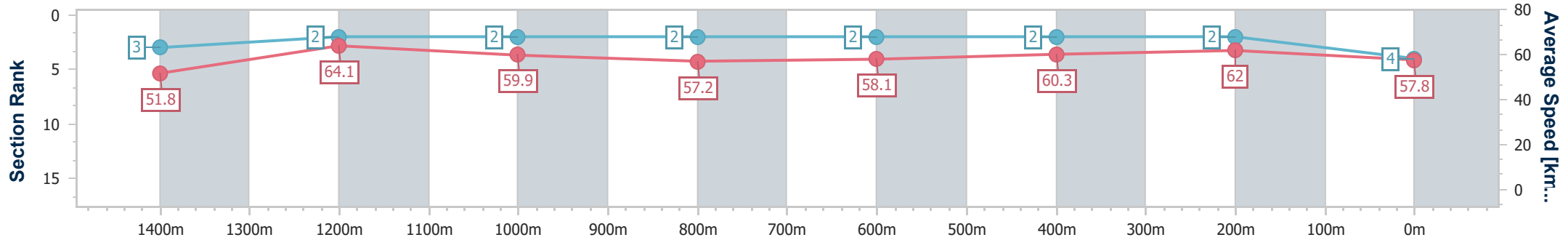
28 June 2023 - 13:43

Track Rating: Good 4, Weather: Fine, Rail Position: +8m Entire Course



BRISBANE RACING CLUB

Section	Overall	1400m	1200m	1000m	800m	600m	400m	200m
Section Times	1:39.01 [4] (0:14.00)	1:25.01 [3] (0:11.28)	1:13.73 [2] (0:12.04)	1:01.69 [2] (0:12.84)	0:48.85 [2] (0:12.65)	0:36.20 [2] (0:12.12)	0:24.08 [2] (0:11.63)	0:12.45 [2] (0:12.45)
Average Speed [km/h]	51.8	64.1	59.9	57.2	58.1	60.3	62.0	57.8
Top Speed [km/h]	66.2	66.3	62.3	57.7	59.4	63.0	63.0	60.4
Avg. Dist. to Rail [m]	9.9	4.4	2.3	4.0	4.8	3.2	3.4	2.5
Avg. Stride Freq. [Hz]	2.2	2.2	2.3	2.2	2.2	2.2	2.3	2.3
Avg. Stride Length [m]	6.4	8.0	7.4	7.3	7.4	7.5	7.5	7.1



- [] Ranking at each section and finish
- .-.- No data available at this section
- NA No data available



Horse/Jockey Name	Ahoy
Final Rank	5
Fastest Section Time (Section)	0:11.64 (400m)
Top Speed [km/h] (Section)	63.0 (400m)
Race State	Finished



Eagle Farm QLD Professional

Race 3: XXXX DRY QTIS Three-Year-Old Maiden Plate - 1600m

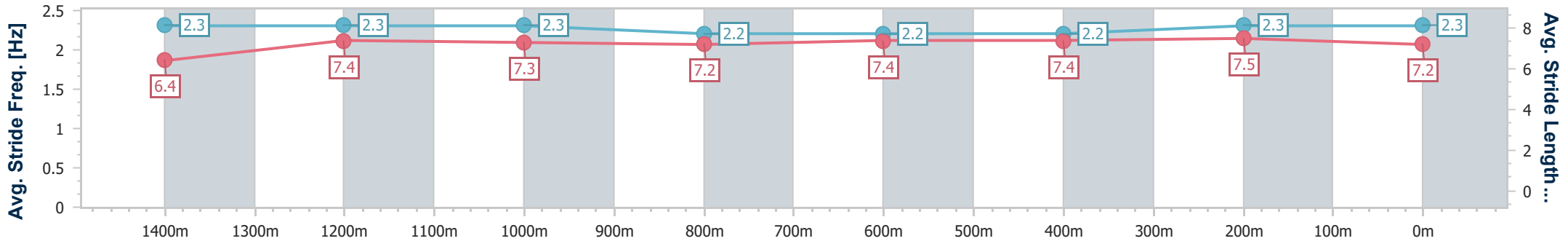
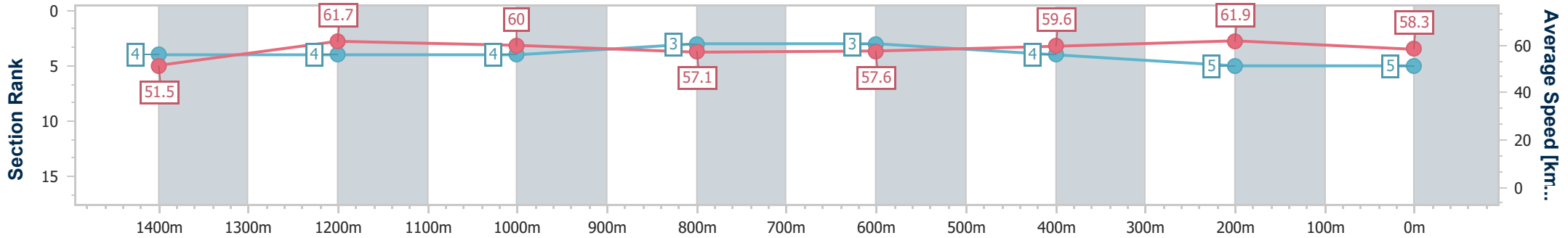
28 June 2023 - 13:43

Track Rating: Good 4, Weather: Fine, Rail Position: +8m Entire Course



BRISBANE RACING CLUB

Section	Overall	1400m	1200m	1000m	800m	600m	400m	200m
Section Times	1:39.12 [5] (0:14.00)	1:25.12 [4] (0:11.68)	1:13.44 [4] (0:12.03)	1:01.41 [4] (0:12.73)	0:48.68 [3] (0:12.58)	0:36.10 [3] (0:12.12)	0:23.98 [4] (0:11.64)	0:12.34 [5] (0:12.34)
Average Speed [km/h]	51.5	61.7	60.0	57.1	57.6	59.6	61.9	58.3
Top Speed [km/h]	62.5	62.6	61.4	58.1	58.2	61.3	63.0	60.9
Avg. Dist. to Rail [m]	1.3	1.6	1.7	2.1	1.5	0.7	1.9	1.1
Avg. Stride Freq. [Hz]	2.3	2.3	2.3	2.2	2.2	2.2	2.3	2.3
Avg. Stride Length [m]	6.4	7.4	7.3	7.2	7.4	7.4	7.5	7.2



- [] Ranking at each section and finish
- .-.- No data available at this section
- NA No data available



Horse/Jockey Name	Smooth Torque
Final Rank	6
Fastest Section Time (Section)	0:11.47 (400m)
Top Speed [km/h] (Section)	63.7 (400m)
Race State	Finished



Eagle Farm QLD Professional

Race 3: XXXX DRY QTIS Three-Year-Old Maiden Plate - 1600m

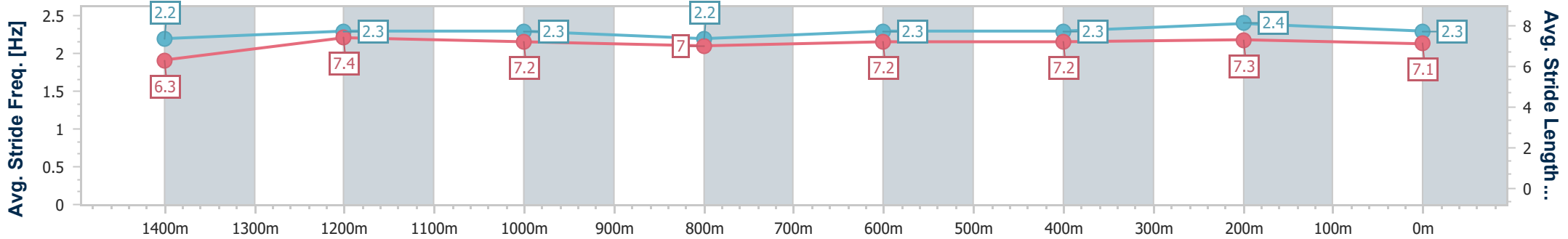
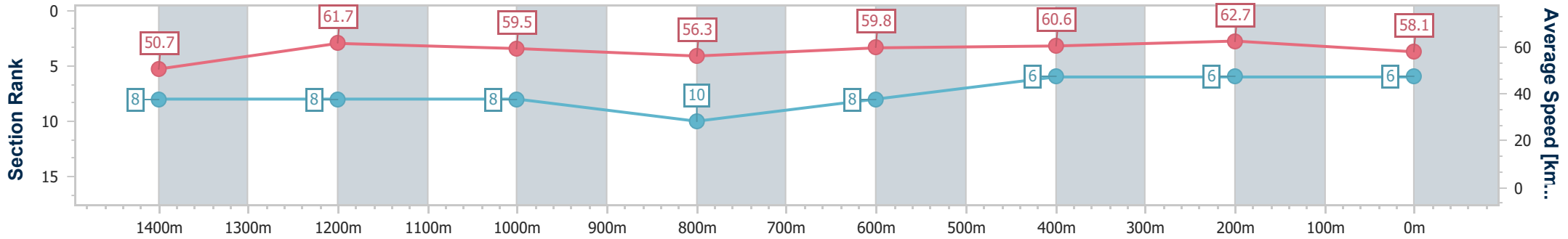
28 June 2023 - 13:43

Track Rating: Good 4, Weather: Fine, Rail Position: +8m Entire Course



BRISBANE RACING CLUB

Section	Overall	1400m	1200m	1000m	800m	600m	400m	200m
Section Times	1:39.17 [6] (0:14.25)	1:24.92 [8] (0:11.69)	1:13.23 [8] (0:12.16)	1:01.07 [8] (0:13.04)	0:48.03 [10] (0:12.20)	0:35.83 [8] (0:11.97)	0:23.86 [6] (0:11.47)	0:12.39 [6] (0:12.39)
Average Speed [km/h]	50.7	61.7	59.5	56.3	59.8	60.6	62.7	58.1
Top Speed [km/h]	63.7	62.7	61.6	58.6	60.9	62.8	63.7	61.0
Avg. Dist. to Rail [m]	4.5	4.2	4.1	3.8	3.5	1.1	2.9	3.5
Avg. Stride Freq. [Hz]	2.2	2.3	2.3	2.2	2.3	2.3	2.4	2.3
Avg. Stride Length [m]	6.3	7.4	7.2	7.0	7.2	7.2	7.3	7.1



- [] Ranking at each section and finish
- .-.- No data available at this section
- NA No data available



Horse/Jockey Name	Signita
Final Rank	7
Fastest Section Time (Section)	0:11.47 (400m)
Top Speed [km/h] (Section)	64.6 (Overall)
Race State	Finished



Eagle Farm QLD Professional

Race 3: XXXX DRY QTIS Three-Year-Old Maiden Plate - 1600m

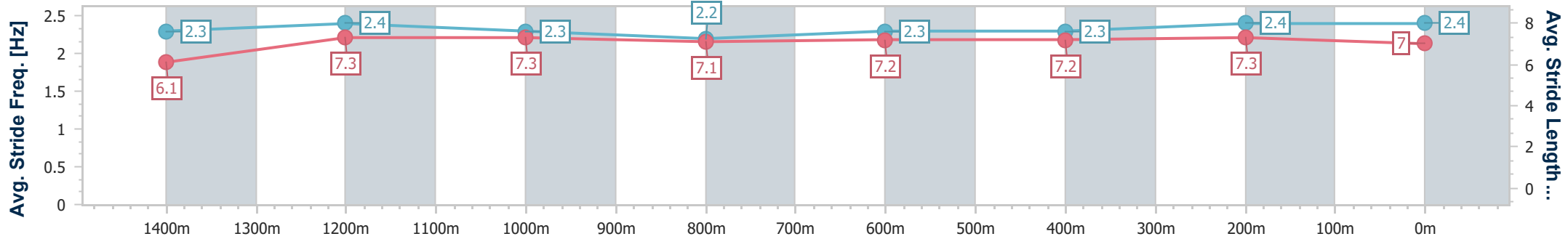
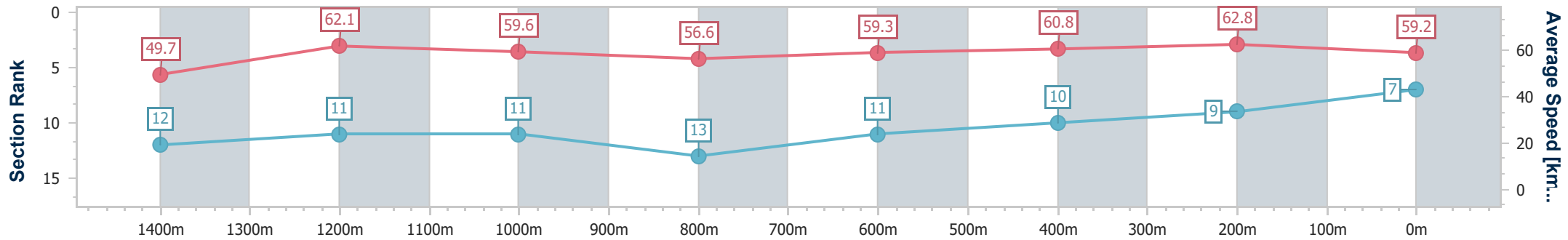
28 June 2023 - 13:43

Track Rating: Good 4, Weather: Fine, Rail Position: +8m Entire Course



BRISBANE RACING CLUB

Section	Overall	1400m	1200m	1000m	800m	600m	400m	200m
Section Times	1:39.18 [7] (0:14.56)	1:24.62 [12] (0:11.62)	1:13.00 [11] (0:12.12)	1:00.88 [11] (0:12.94)	0:47.94 [13] (0:12.35)	0:35.59 [11] (0:11.96)	0:23.63 [10] (0:11.47)	0:12.16 [9] (0:12.16)
Average Speed [km/h]	49.7	62.1	59.6	56.6	59.3	60.8	62.8	59.2
Top Speed [km/h]	64.6	64.2	61.4	58.1	60.3	62.6	63.8	60.8
Avg. Dist. to Rail [m]	7.3	3.0	3.2	3.5	3.8	1.9	3.2	4.7
Avg. Stride Freq. [Hz]	2.3	2.4	2.3	2.2	2.3	2.3	2.4	2.4
Avg. Stride Length [m]	6.1	7.3	7.3	7.1	7.2	7.2	7.3	7.0



- [] Ranking at each section and finish
- .-.- No data available at this section
- NA No data available



Horse/Jockey Name	Queensway
Final Rank	8
Fastest Section Time (Section)	0:11.48 (400m)
Top Speed [km/h] (Section)	64.4 (600m)
Race State	Finished



Eagle Farm QLD Professional

Race 3: XXXX DRY QTIS Three-Year-Old Maiden Plate - 1600m

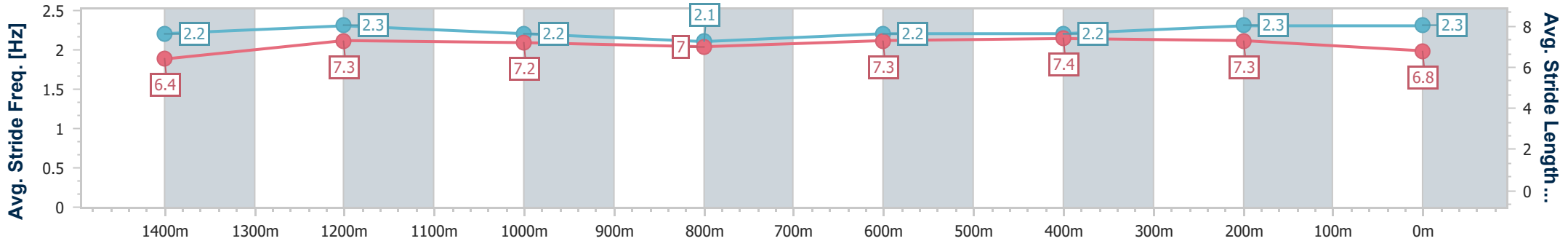
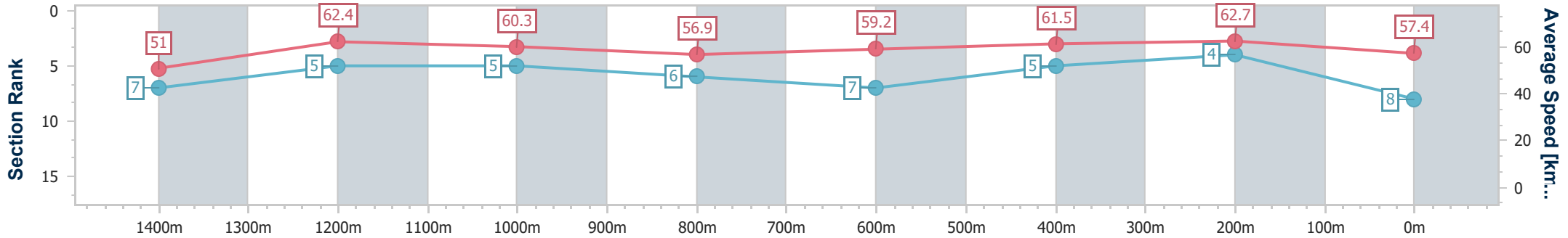
28 June 2023 - 13:43

Track Rating: Good 4, Weather: Fine, Rail Position: +8m Entire Course



BRISBANE RACING CLUB

Section	Overall	1400m	1200m	1000m	800m	600m	400m	200m
Section Times	1:39.27 [8] (0:14.19)	1:25.08 [7] (0:11.56)	1:13.52 [5] (0:11.98)	1:01.54 [5] (0:13.02)	0:48.52 [6] (0:12.57)	0:35.95 [7] (0:11.94)	0:24.01 [5] (0:11.48)	0:12.53 [4] (0:12.53)
Average Speed [km/h]	51.0	62.4	60.3	56.9	59.2	61.5	62.7	57.4
Top Speed [km/h]	64.0	63.3	61.8	58.5	60.7	64.4	64.3	60.5
Avg. Dist. to Rail [m]	5.9	3.4	3.2	5.9	7.4	3.6	4.5	6.4
Avg. Stride Freq. [Hz]	2.2	2.3	2.2	2.1	2.2	2.2	2.3	2.3
Avg. Stride Length [m]	6.4	7.3	7.2	7.0	7.3	7.4	7.3	6.8



- [] Ranking at each section and finish
- .-.- No data available at this section
- NA No data available



Horse/Jockey Name	Whiz By
Final Rank	9
Fastest Section Time (Section)	0:11.66 (400m)
Top Speed [km/h] (Section)	63.9 (Overall)
Race State	Finished



Eagle Farm QLD Professional

Race 3: XXXX DRY QTIS Three-Year-Old Maiden Plate - 1600m

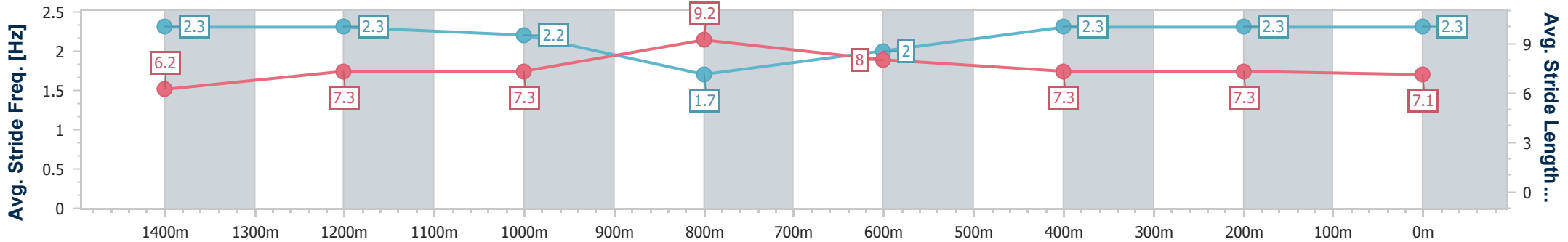
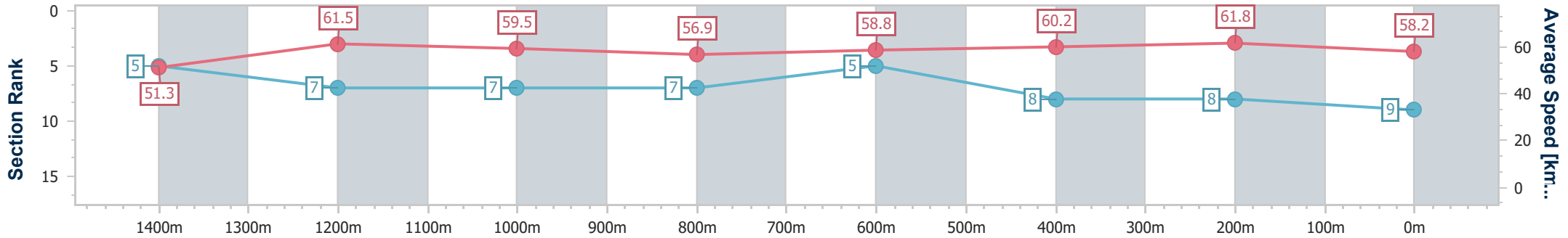
28 June 2023 - 13:43

Track Rating: Good 4, Weather: Fine, Rail Position: +8m Entire Course



BRISBANE RACING CLUB

Section	Overall	1400m	1200m	1000m	800m	600m	400m	200m
Section Times	1:39.33 [9] (0:14.10)	1:25.23 [5] (0:11.76)	1:13.47 [7] (0:12.15)	1:01.32 [7] (0:12.81)	0:48.51 [7] (0:12.41)	0:36.10 [5] (0:12.09)	0:24.01 [8] (0:11.66)	0:12.35 [8] (0:12.35)
Average Speed [km/h]	51.3	61.5	59.5	56.9	58.8	60.2	61.8	58.2
Top Speed [km/h]	63.9	62.9	61.5	59.3	59.7	62.0	63.7	60.2
Avg. Dist. to Rail [m]	4.6	3.3	3.5	2.5	3.1	2.1	3.7	6.0
Avg. Stride Freq. [Hz]	2.3	2.3	2.2	1.7	2.0	2.3	2.3	2.3
Avg. Stride Length [m]	6.2	7.3	7.3	9.2	8.0	7.3	7.3	7.1



- [] Ranking at each section and finish
- .-.- No data available at this section
- NA No data available



Horse/Jockey Name	Lady Matilda
Final Rank	10
Fastest Section Time (Section)	0:11.61 (400m)
Top Speed [km/h] (Section)	62.9 (400m)
Race State	Finished



Eagle Farm QLD Professional

Race 3: XXXX DRY QTIS Three-Year-Old Maiden Plate - 1600m

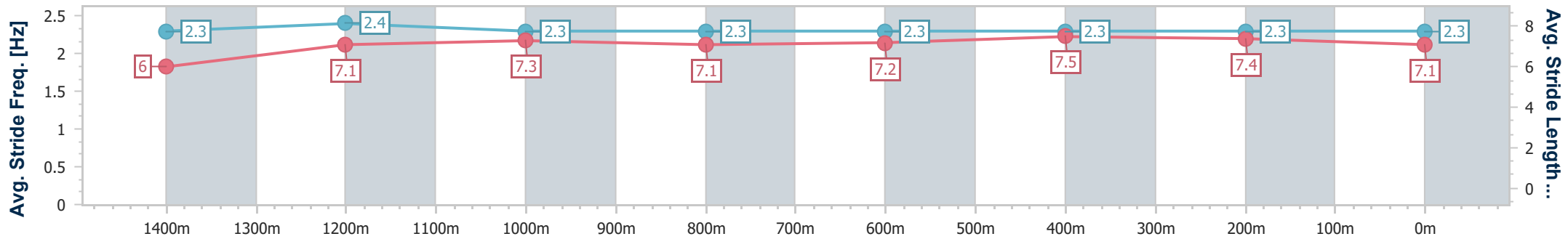
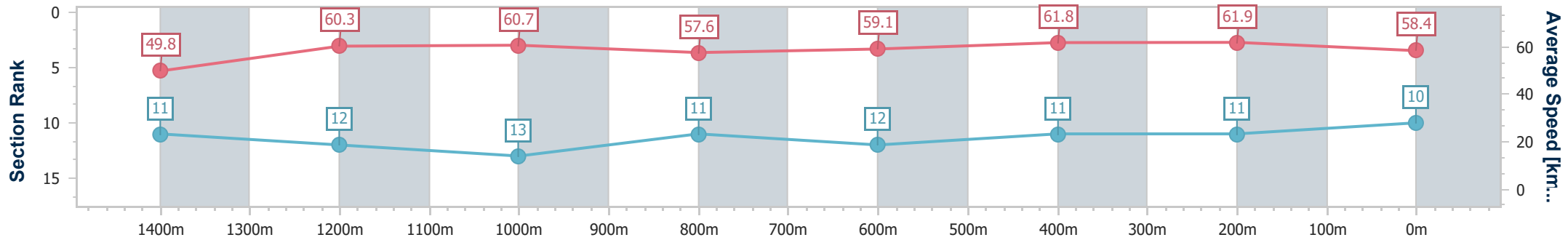
28 June 2023 - 13:43

Track Rating: Good 4, Weather: Fine, Rail Position: +8m Entire Course



BRISBANE RACING CLUB

Section	Overall	1400m	1200m	1000m	800m	600m	400m	200m
Section Times	1:39.49 [10] (0:14.49)	1:25.00 [11] (0:11.98)	1:13.02 [12] (0:11.92)	1:01.10 [13] (0:12.82)	0:48.28 [11] (0:12.48)	0:35.80 [12] (0:11.86)	0:23.94 [11] (0:11.61)	0:12.33 [11] (0:12.33)
Average Speed [km/h]	49.8	60.3	60.7	57.6	59.1	61.8	61.9	58.4
Top Speed [km/h]	61.7	62.6	62.7	59.2	60.1	62.8	62.9	60.7
Avg. Dist. to Rail [m]	1.6	2.3	3.4	5.2	5.4	3.6	5.9	7.6
Avg. Stride Freq. [Hz]	2.3	2.4	2.3	2.3	2.3	2.3	2.3	2.3
Avg. Stride Length [m]	6.0	7.1	7.3	7.1	7.2	7.5	7.4	7.1



- [] Ranking at each section and finish
- .-.- No data available at this section
- NA No data available



Horse/Jockey Name	Frijoles
Final Rank	11
Fastest Section Time (Section)	0:11.65 (1400m)
Top Speed [km/h] (Section)	64.1 (1400m)
Race State	Finished



Eagle Farm QLD Professional

Race 3: XXXX DRY QTIS Three-Year-Old Maiden Plate - 1600m

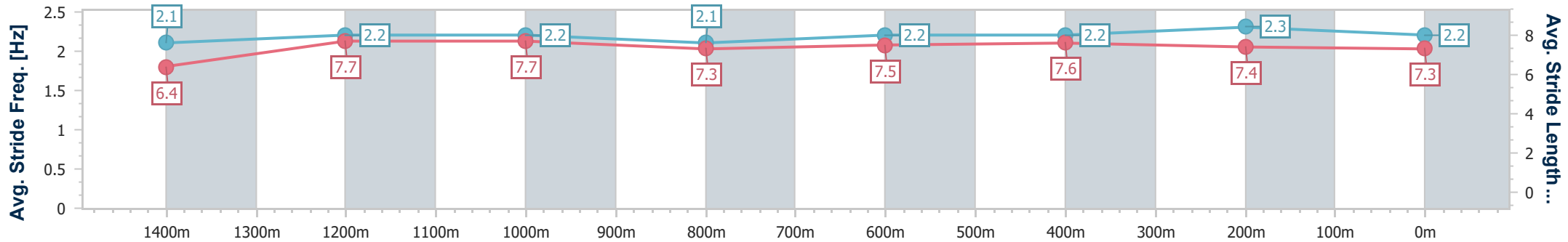
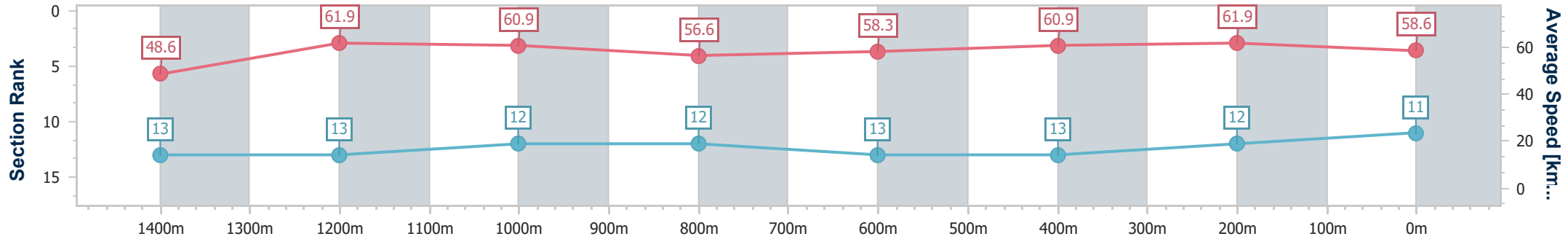
28 June 2023 - 13:43

Track Rating: Good 4, Weather: Fine, Rail Position: +8m Entire Course



BRISBANE RACING CLUB

Section	Overall	1400m	1200m	1000m	800m	600m	400m	200m
Section Times	1:39.57 [11] (0:14.89)	1:24.68 [13] (0:11.65)	1:13.03 [13] (0:11.84)	1:01.19 [12] (0:12.84)	0:48.35 [12] (0:12.48)	0:35.87 [13] (0:11.94)	0:23.93 [13] (0:11.65)	0:12.28 [12] (0:12.28)
Average Speed [km/h]	48.6	61.9	60.9	56.6	58.3	60.9	61.9	58.6
Top Speed [km/h]	63.5	64.1	63.3	58.0	60.1	61.9	63.1	59.8
Avg. Dist. to Rail [m]	8.0	1.8	1.5	2.1	2.7	1.8	1.3	2.1
Avg. Stride Freq. [Hz]	2.1	2.2	2.2	2.1	2.2	2.2	2.3	2.2
Avg. Stride Length [m]	6.4	7.7	7.7	7.3	7.5	7.6	7.4	7.3



- [] Ranking at each section and finish
- .-.- No data available at this section
- NA No data available



Horse/Jockey Name	Easily Amused
Final Rank	12
Fastest Section Time (Section)	0:11.68 (1400m)
Top Speed [km/h] (Section)	62.8 (400m)
Race State	Finished



Eagle Farm QLD Professional

Race 3: XXXX DRY QTIS Three-Year-Old Maiden Plate - 1600m

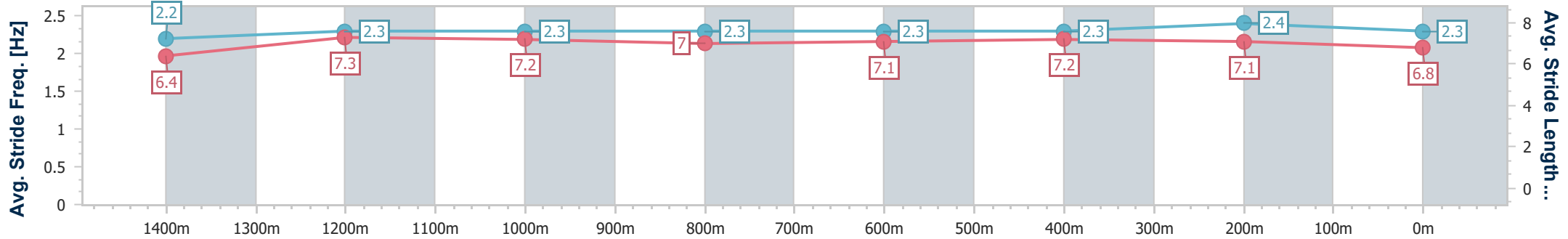
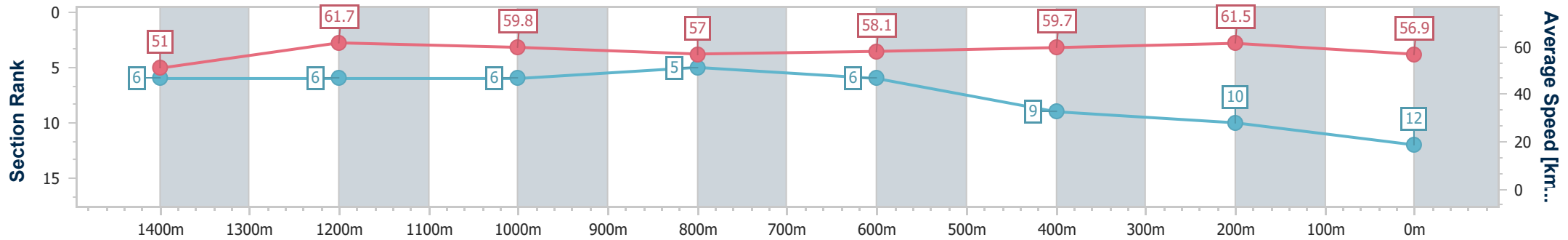
28 June 2023 - 13:43

Track Rating: Good 4, Weather: Fine, Rail Position: +8m Entire Course



BRISBANE RACING CLUB

Section	Overall	1400m	1200m	1000m	800m	600m	400m	200m
Section Times	1:39.72 [12] (0:14.17)	1:25.55 [6] (0:11.68)	1:13.87 [6] (0:12.08)	1:01.79 [6] (0:12.78)	0:49.01 [5] (0:12.55)	0:36.46 [6] (0:12.12)	0:24.34 [9] (0:11.68)	0:12.66 [10] (0:12.66)
Average Speed [km/h]	51.0	61.7	59.8	57.0	58.1	59.7	61.5	56.9
Top Speed [km/h]	62.7	62.6	61.0	58.3	59.5	62.2	62.8	60.4
Avg. Dist. to Rail [m]	2.7	2.3	2.2	2.6	2.4	1.0	3.0	3.5
Avg. Stride Freq. [Hz]	2.2	2.3	2.3	2.3	2.3	2.3	2.4	2.3
Avg. Stride Length [m]	6.4	7.3	7.2	7.0	7.1	7.2	7.1	6.8



- [] Ranking at each section and finish
- .-.- No data available at this section
- NA No data available



Horse/Jockey Name	Bramble Bay
Final Rank	13
Fastest Section Time (Section)	0:11.76 (1400m)
Top Speed [km/h] (Section)	62.2 (1400m)
Race State	Finished



Eagle Farm QLD Professional

Race 3: XXXX DRY QTIS Three-Year-Old Maiden Plate - 1600m

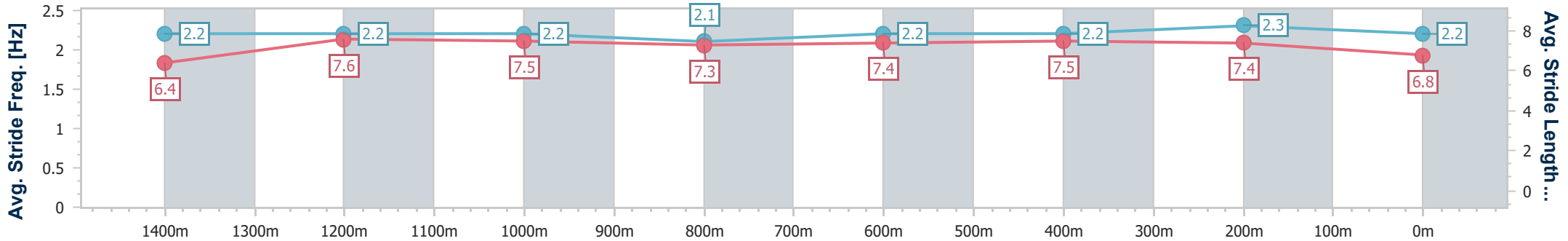
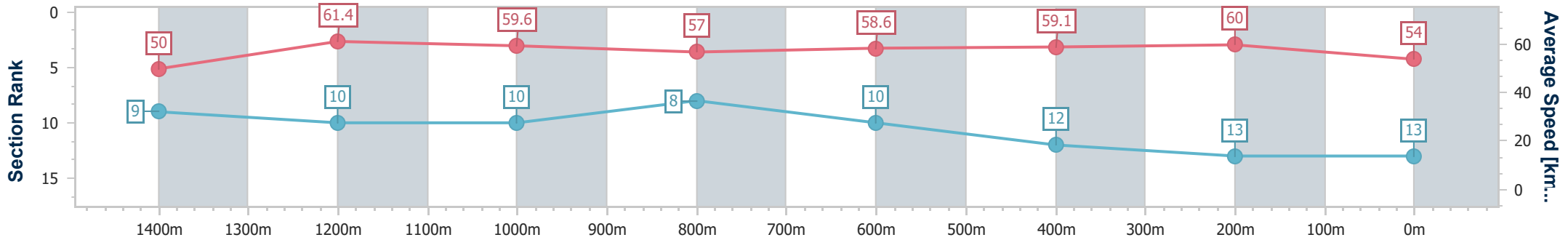
28 June 2023 - 13:43

Track Rating: Good 4, Weather: Fine, Rail Position: +8m Entire Course



BRISBANE RACING CLUB

Section	Overall	1400m	1200m	1000m	800m	600m	400m	200m
Section Times	1:40.95 [13] (0:14.40)	1:26.55 [9] (0:11.76)	1:14.79 [10] (0:12.09)	1:02.70 [10] (0:12.76)	0:49.94 [8] (0:12.39)	0:37.55 [10] (0:12.22)	0:25.33 [12] (0:12.02)	0:13.31 [13] (0:13.31)
Average Speed [km/h]	50.0	61.4	59.6	57.0	58.6	59.1	60.0	54.0
Top Speed [km/h]	61.8	62.2	61.5	59.0	59.6	60.3	61.0	58.0
Avg. Dist. to Rail [m]	1.0	1.5	1.9	2.0	1.6	1.0	0.7	0.2
Avg. Stride Freq. [Hz]	2.2	2.2	2.2	2.1	2.2	2.2	2.3	2.2
Avg. Stride Length [m]	6.4	7.6	7.5	7.3	7.4	7.5	7.4	6.8



- [] Ranking at each section and finish
- .-.- No data available at this section
- NA No data available