

Track Rating: Soft 5, Weather: Overcast, Rail Position: True

Section		Field Times											
Overall	1200m	1000m	800m	600m	400m	Last 600m							
1:17.58 (0:08.14)	1:09.44 (0:10.86)	0:58.58 (0:11.17)	0:47.41 (0:11.72)	0:35.69 (0:11.91)	0:23.78 (0:12.00)	0:35.69							
Rank	TAB	Horse/Jockey	Barrier	Top Speed [km/h]	Fastest Section							Distance Travelled [m]	
1	3	TALK TIME Andrew Mallyon	3	66.5	0:08.29	1:17.58 [1]	1:09.29 [5]	0:58.29 [3]	0:47.16 [3]	0:35.50 [3]	0:23.45 [3]	0:35.50	
				1200m	Overall	(0:08.29)	(0:11.00)	(0:11.13)	(0:11.66)	(0:12.05)	(0:11.67)		
2	4	SIAN STAR Boris Thornton	4	64.8	0:08.45	1:18.17 [2]	1:09.72 [7]	0:58.35 [7]	0:46.89 [7]	0:35.38 [7]	0:23.70 [7]	0:35.38	+1
				1200m	Overall	(0:08.45)	(0:11.37)	(0:11.46)	(0:11.51)	(0:11.68)	(0:11.70)		
3	17	DWINDLING SPIRIT Damien Thornton	17	64.8	0:08.18	1:18.27 [3]	1:10.09 [2]	0:58.76 [6]	0:47.44 [5]	0:35.80 [5]	0:23.86 [6]	0:35.80	+4
				1000m	Overall	(0:08.18)	(0:11.33)	(0:11.32)	(0:11.64)	(0:11.94)	(0:11.93)		
4	8	FLYING BIRDS Mark Du Plessis	8	64.4	0:08.84	1:18.35 [4]	1:09.51 [12]	0:58.05 [10]	0:46.59 [10]	0:35.20 [10]	0:23.66 [11]	0:35.20	+1
				1200m	Overall	(0:08.84)	(0:11.46)	(0:11.46)	(0:11.39)	(0:11.54)	(0:11.69)		
5	20	BULL DIMPLE RUM Micheal Hellyer	20	64.4	0:08.81	1:18.46 [5]	1:09.65 [11]	0:57.93 [13]	0:46.46 [12]	0:34.97 [12]	0:23.59 [12]	0:34.97	+4
				600m	Overall	(0:08.81)	(0:11.72)	(0:11.47)	(0:11.49)	(0:11.38)	(0:11.69)		
6	19	COODARADY Karl Zechner	19	64.5	0:08.55	1:18.59 [6]	1:10.04 [8]	0:58.72 [8]	0:47.16 [8]	0:35.67 [8]	0:23.99 [9]	0:35.67	-1
				1200m	Overall	(0:08.55)	(0:11.32)	(0:11.56)	(0:11.49)	(0:11.68)	(0:11.77)		
7	12	JAC THE GREAT Michael Cahill	12	64.3	0:08.93	1:18.73 [7]	1:09.80 [13]	0:58.29 [12]	0:46.65 [13]	0:35.14 [13]	0:23.66 [13]	0:35.14	+1
				600m	Overall	(0:08.93)	(0:11.51)	(0:11.64)	(0:11.51)	(0:11.48)	(0:11.72)		
8	11	ANARCHY Justin Stanley	11	67.2	0:08.14	1:18.81 [8]	1:10.67 [1]	0:59.81 [1]	0:48.64 [1]	0:36.92 [1]	0:25.01 [1]	0:36.92	-3
				1200m	Overall	(0:08.14)	(0:10.86)	(0:11.17)	(0:11.72)	(0:11.91)	(0:12.10)		
9	5	VANTAN EXPRESS Ryan Wiggins	5	64.2	0:08.79	1:18.88 [9]	1:10.09 [10]	0:58.52 [11]	0:47.09 [11]	0:35.57 [11]	0:24.20 [10]	0:35.57	+4
				600m	Overall	(0:08.79)	(0:11.57)	(0:11.43)	(0:11.52)	(0:11.37)	(0:11.89)		
10	22	SUKICHE Cejay Graham	22	64.0	0:08.60	1:19.03 [10]	1:10.43 [9]	0:59.01 [9]	0:47.51 [9]	0:36.09 [9]	0:24.54 [8]	0:36.09	+5
				600m	Overall	(0:08.60)	(0:11.42)	(0:11.50)	(0:11.42)	(0:11.55)	(0:12.03)		

Scratched: Greek Star (#2), Doyle (#13), Crack Of Doom (#1), Storm Force Ten (#14), Milagro (#16), Stormtrooper (#18), Too Much Makeup (#21), Extensive (#7), Capital Cee (#9)



Ipswich QLD Professional
Race 7: TAB IPSWICH CUP ON SALE BENCHMARK 62 Handicap - 1350m
01 April 2024 - 17:03



Track Rating: Soft 5, Weather: Overcast, Rail Position: True

Section		Overall	1200m	1000m	800m	600m	400m	Last 600m				
Field Times		1:17.58 (0:08.14)	1:09.44 (0:10.86)	0:58.58 (0:11.17)	0:47.41 (0:11.72)	0:35.69 (0:11.91)	0:23.78 (0:12.00)	0:35.69				
Rank	TAB Horse/Jockey	Barrier	Top Speed [km/h]	Fastest Section	Distance Travelled [m]							
11	10 AIRSTRIKE Madeleine Wishart	10	64.0 600m	0:08.93 Overall	1:19.10 [11] (0:08.93)	1:10.17 [14] (0:11.73)	0:58.44 [14] (0:11.60)	0:46.84 [14] (0:11.57)	0:35.27 [14] (0:11.41)	0:23.86 [14] (0:11.66)	0:35.27	+0
12	23 HALF CROWN James Orman	23	66.2 1200m	0:08.26 Overall	1:19.11 [12] (0:08.26)	1:10.85 [4] (0:11.05)	0:59.80 [4] (0:11.27)	0:48.53 [4] (0:11.64)	0:36.89 [4] (0:12.14)	0:24.75 [4] (0:12.14)	0:36.89	+5
13	6 DIMENSION Samantha Collett	6	67.3 1200m	0:08.23 Overall	1:19.15 [13] (0:08.23)	1:10.92 [3] (0:10.85)	1:00.07 [2] (0:11.21)	0:48.86 [2] (0:11.64)	0:37.22 [2] (0:11.97)	0:25.25 [2] (0:12.29)	0:37.22	+1
14	15 CHERRY SODA Cody Collis	15	66.3 1200m	0:08.37 Overall	1:19.45 [14] (0:08.37)	1:11.08 [6] (0:11.08)	1:00.00 [5] (0:11.41)	0:48.59 [6] (0:11.63)	0:36.96 [6] (0:11.92)	0:25.04 [5] (0:11.92)	0:36.96	-5

Scratched: Greek Star (#2), Doyle (#13), Crack Of Doom (#1), Storm Force Ten (#14), Milagro (#16), Stormtrooper (#18), Too Much Makeup (#21), Extensive (#7), Capital Cee (#9)

[] Ranking at each section and finish
 -:-:-:- No data available at this section
 NA No data available

SCN Saddle cloth number
 DNF Did not finish
 DNT Did not track

Track Rating: Soft 5, Weather: Overcast, Rail Position: True

Section				200m				Last 600m	
Field Times				0:11.78 (0:11.78)				0:35.69	
Rank	TAB	Horse/Jockey	Barrier	Top Speed [km/h]	Fastest Section	Margin			Distance Travelled [m]
1	3	TALK TIME Andrew Mallyon	3	66.5 1200m	0:08.29 Overall	0:11.78 [1] (0:11.78)	1:17.58		0:35.50
2	4	SIAN STAR Boris Thornton	4	64.8 1200m	0:08.45 Overall	0:12.00 [3] (0:12.00)	0.59L		0:35.38 +1
3	17	DWINDLING SPIRIT Damien Thornton	17	64.8 1000m	0:08.18 Overall	0:11.93 [6] (0:11.93)	0.1L		0:35.80 +4
4	8	FLYING BIRDS Mark Du Plessis	8	64.4 1200m	0:08.84 Overall	0:11.97 [8] (0:11.97)	0.08L		0:35.20 +1
5	20	BULL DIMPLE RUM Micheal Hellyer	20	64.4 600m	0:08.81 Overall	0:11.90 [11] (0:11.90)	0.11L		0:34.97 +4
6	19	COODARADY Karl Zechner	19	64.5 1200m	0:08.55 Overall	0:12.22 [7] (0:12.22)	0.13L		0:35.67 -1
7	12	JAC THE GREAT Michael Cahill	12	64.3 600m	0:08.93 Overall	0:11.94 [13] (0:11.94)	0.14L		0:35.14 +1
8	11	ANARCHY Justin Stanley	11	67.2 1200m	0:08.14 Overall	0:12.91 [2] (0:12.91)	0.08L		0:36.92 -3
9	5	VANTAN EXPRESS Ryan Wiggins	5	64.2 600m	0:08.79 Overall	0:12.31 [12] (0:12.31)	0.07L		0:35.57 +4
10	22	SUKICHE Cejay Graham	22	64.0 600m	0:08.60 Overall	0:12.51 [10] (0:12.51)	0.15L		0:36.09 +5

Scratched: Greek Star (#2), Doyle (#13), Crack Of Doom (#1), Storm Force Ten (#14), Milagro (#16), Stormtrooper (#18), Too Much Makeup (#21), Extensive (#7), Capital Cee (#9)



Ipswich QLD Professional
Race 7: TAB IPSWICH CUP ON SALE BENCHMARK 62 Handicap - 1350m
 01 April 2024 - 17:03



Track Rating: Soft 5, Weather: Overcast, Rail Position: True

Section				200m				Last 600m	
Field Times				0:11.78 (0:11.78)				0:35.69	
Rank	TAB	Horse/Jockey	Barrier	Top Speed [km/h]	Fastest Section	Margin			Distance Travelled [m]
11	10	AIRSTRIKE Madeleine Wishart	10	64.0 600m	0:08.93 Overall	0:12.20 [14] (0:12.20)	0.07L		0:35.27 +0
12	23	HALF CROWN James Orman	23	66.2 1200m	0:08.26 Overall	0:12.61 [9] (0:12.61)	0.01L		0:36.89 +5
13	6	DIMENSION Samantha Collett	6	67.3 1200m	0:08.23 Overall	0:12.96 [4] (0:12.96)	0.04L		0:37.22 +1
14	15	CHERRY SODA Cody Collis	15	66.3 1200m	0:08.37 Overall	0:13.12 [5] (0:13.12)	0.3L		0:36.96 -5

Scratched: Greek Star (#2), Doyle (#13), Crack Of Doom (#1), Storm Force Ten (#14), Milagro (#16), Stormtrooper (#18), Too Much Makeup (#21), Excessive (#7), Capital Cee (#9)

- [] Ranking at each section and finish
- :--:- No data available at this section
- NA No data available
- SCN Saddle cloth number
- DNF Did not finish
- DNT Did not track



Horse/Jockey Name	Talk Time
Final Rank	1
Fastest Section Time (Section)	0:08.29 (Overall)
Top Speed [km/h] (Section)	66.5 (1200m)
Race State	Finished

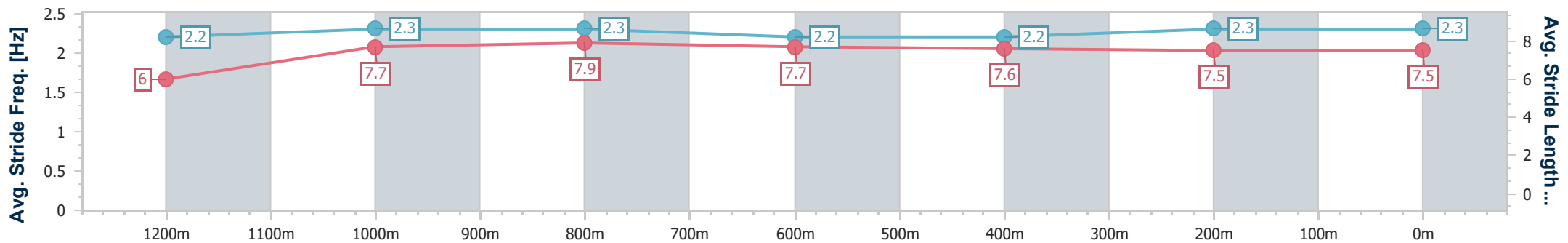
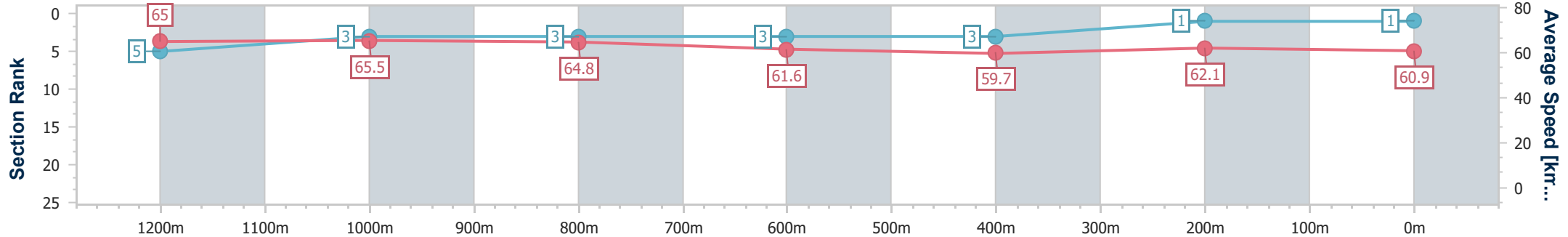


Ipswich QLD Professional
 Race 7: TAB IPSWICH CUP ON SALE BENCHMARK 62
 Handicap - 1350m
 01 April 2024 - 17:03



Track Rating: Soft 5, Weather: Overcast, Rail Position: True

Section	Overall	1200m	1000m	800m	600m	400m	200m
Section Times	1:17.58 [1] (0:08.29)	1:09.29 [5] (0:11.00)	0:58.29 [3] (0:11.13)	0:47.16 [3] (0:11.66)	0:35.50 [3] (0:12.05)	0:23.45 [3] (0:11.67)	0:11.78 [1] (0:11.78)
Average Speed [km/h]	65.0	65.5	64.8	61.6	59.7	62.1	60.9
Top Speed [km/h]	63.6	66.5	65.6	63.2	60.5	62.5	62.0
Avg. Dist. to Rail [m]	0.8	0.8	0.2	0.2	0.3	1.1	1.9
Avg. Stride Freq. [Hz]	2.2	2.3	2.3	2.2	2.2	2.3	2.3
Avg. Stride Length [m]	6.0	7.7	7.9	7.7	7.6	7.5	7.5



- [] Ranking at each section and finish
- .-.- No data available at this section
- NA No data available



Horse/Jockey Name	Sian Star
Final Rank	2
Fastest Section Time (Section)	0:08.45 (Overall)
Top Speed [km/h] (Section)	64.8 (1200m)
Race State	Finished

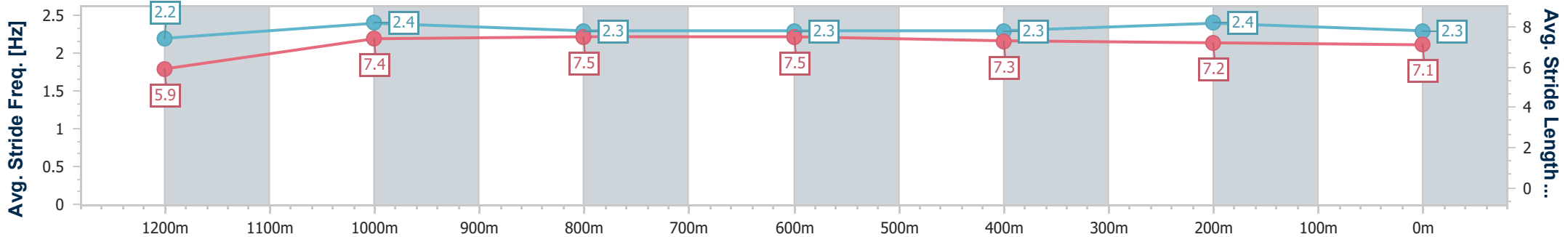
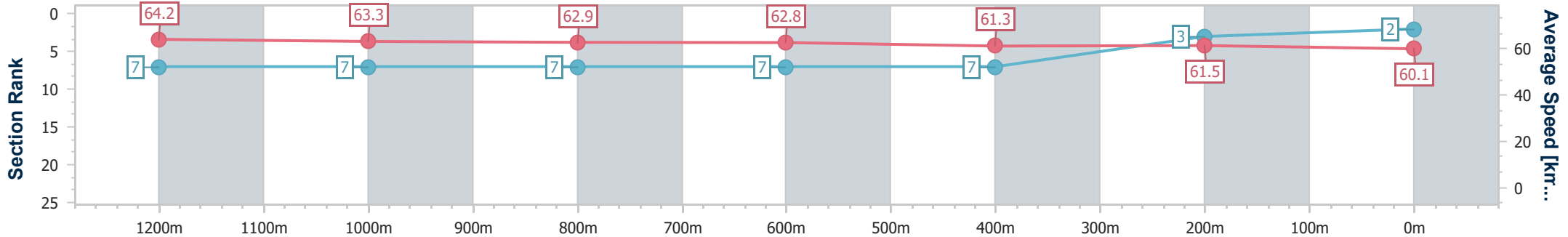


Ipswich QLD Professional
 Race 7: TAB IPSWICH CUP ON SALE BENCHMARK 62
 Handicap - 1350m
 01 April 2024 - 17:03



Track Rating: Soft 5, Weather: Overcast, Rail Position: True

Section	Overall	1200m	1000m	800m	600m	400m	200m
Section Times	1:18.17 [2] (0:08.45)	1:09.72 [7] (0:11.37)	0:58.35 [7] (0:11.46)	0:46.89 [7] (0:11.51)	0:35.38 [7] (0:11.68)	0:23.70 [7] (0:11.70)	0:12.00 [3] (0:12.00)
Average Speed [km/h]	64.2	63.3	62.9	62.8	61.3	61.5	60.1
Top Speed [km/h]	62.0	64.8	63.8	63.5	62.1	62.0	60.9
Avg. Dist. to Rail [m]	8.4	3.1	0.9	0.3	0.6	1.1	2.4
Avg. Stride Freq. [Hz]	2.2	2.4	2.3	2.3	2.3	2.4	2.3
Avg. Stride Length [m]	5.9	7.4	7.5	7.5	7.3	7.2	7.1



- [] Ranking at each section and finish
- .-.- No data available at this section
- NA No data available



Horse/Jockey Name	Dwindling Spirit
Final Rank	3
Fastest Section Time (Section)	0:08.18 (Overall)
Top Speed [km/h] (Section)	64.8 (1000m)
Race State	Finished

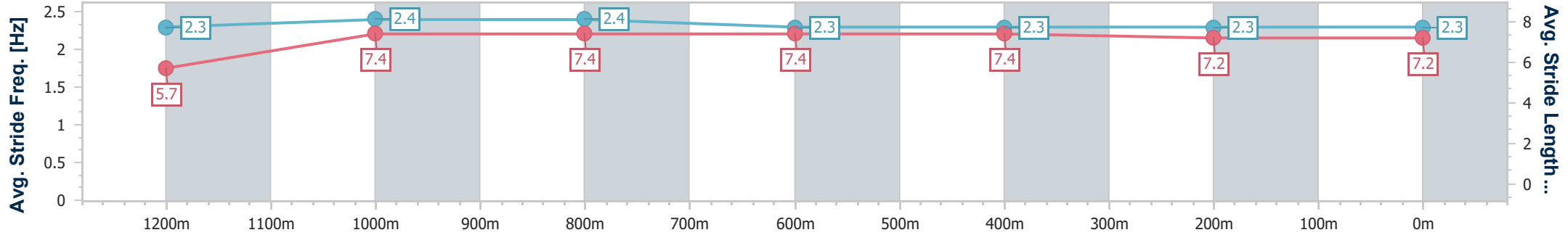
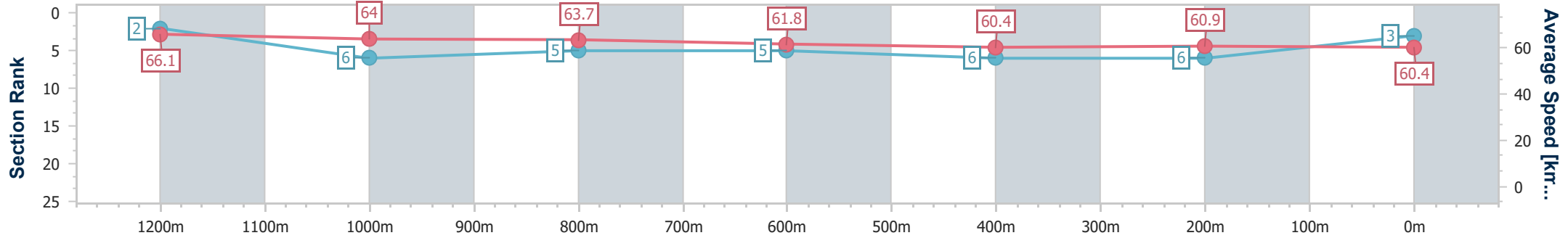


Ipswich QLD Professional
 Race 7: TAB IPSWICH CUP ON SALE BENCHMARK 62
 Handicap - 1350m
 01 April 2024 - 17:03



Track Rating: Soft 5, Weather: Overcast, Rail Position: True

Section	Overall	1200m	1000m	800m	600m	400m	200m
Section Times	1:18.27 [3] (0:08.18)	1:10.09 [2] (0:11.33)	0:58.76 [6] (0:11.32)	0:47.44 [5] (0:11.64)	0:35.80 [5] (0:11.94)	0:23.86 [6] (0:11.93)	0:11.93 [6] (0:11.93)
Average Speed [km/h]	66.1	64.0	63.7	61.8	60.4	60.9	60.4
Top Speed [km/h]	63.7	64.6	64.8	63.5	62.0	62.0	61.6
Avg. Dist. to Rail [m]	12.6	5.5	1.3	0.4	0.5	3.6	4.9
Avg. Stride Freq. [Hz]	2.3	2.4	2.4	2.3	2.3	2.3	2.3
Avg. Stride Length [m]	5.7	7.4	7.4	7.4	7.4	7.2	7.2



- [] Ranking at each section and finish
- .-.- No data available at this section
- NA No data available



Horse/Jockey Name	Flying Birds
Final Rank	4
Fastest Section Time (Section)	0:08.84 (Overall)
Top Speed [km/h] (Section)	64.4 (1200m)
Race State	Finished

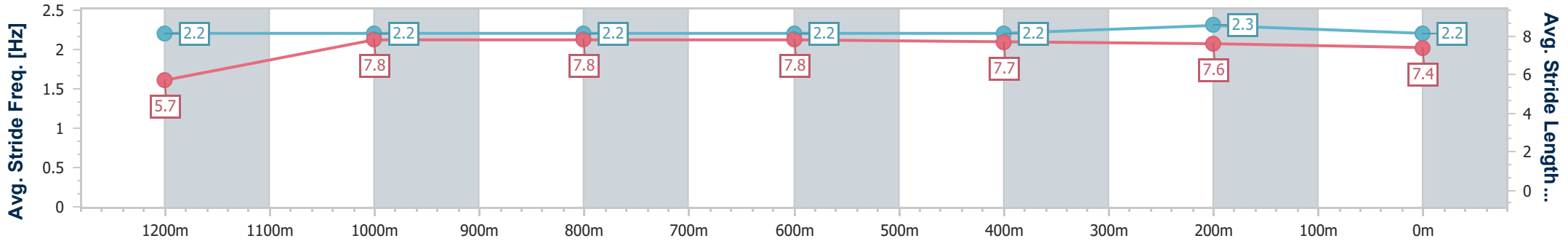
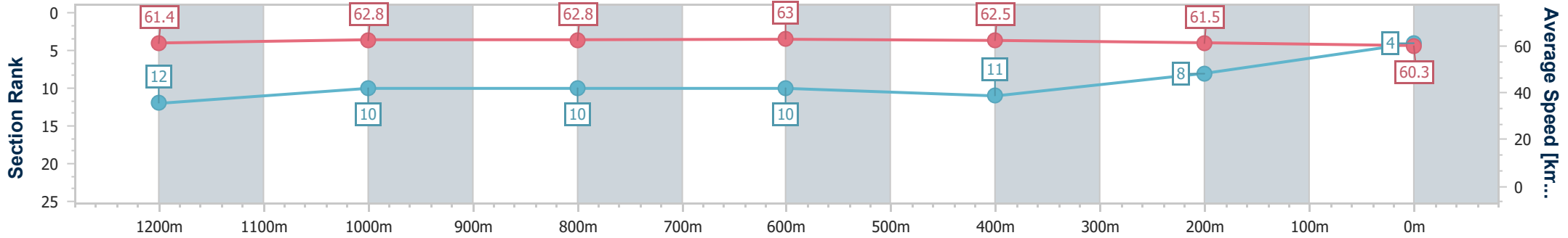


Ipswich QLD Professional
 Race 7: TAB IPSWICH CUP ON SALE BENCHMARK 62
 Handicap - 1350m
 01 April 2024 - 17:03



Track Rating: Soft 5, Weather: Overcast, Rail Position: True

Section	Overall	1200m	1000m	800m	600m	400m	200m
Section Times	1:18.35 [4] (0:08.84)	1:09.51 [12] (0:11.46)	0:58.05 [10] (0:11.46)	0:46.59 [10] (0:11.39)	0:35.20 [10] (0:11.54)	0:23.66 [11] (0:11.69)	0:11.97 [8] (0:11.97)
Average Speed [km/h]	61.4	62.8	62.8	63.0	62.5	61.5	60.3
Top Speed [km/h]	62.1	64.4	63.8	63.7	64.1	62.0	61.2
Avg. Dist. to Rail [m]	5.2	2.0	0.7	1.1	0.3	0.8	3.3
Avg. Stride Freq. [Hz]	2.2	2.2	2.2	2.2	2.2	2.3	2.2
Avg. Stride Length [m]	5.7	7.8	7.8	7.8	7.7	7.6	7.4



- [] Ranking at each section and finish
- .-.- No data available at this section
- NA No data available



Horse/Jockey Name	Bull Dimple Rum
Final Rank	5
Fastest Section Time (Section)	0:08.81 (Overall)
Top Speed [km/h] (Section)	64.4 (600m)
Race State	Finished

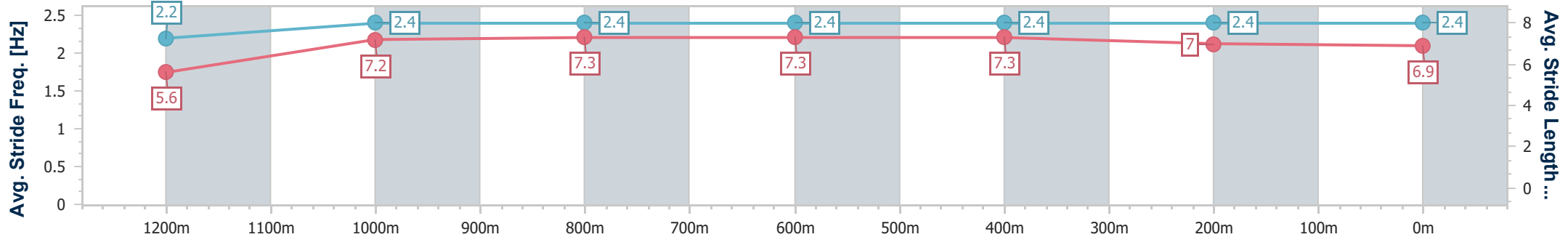
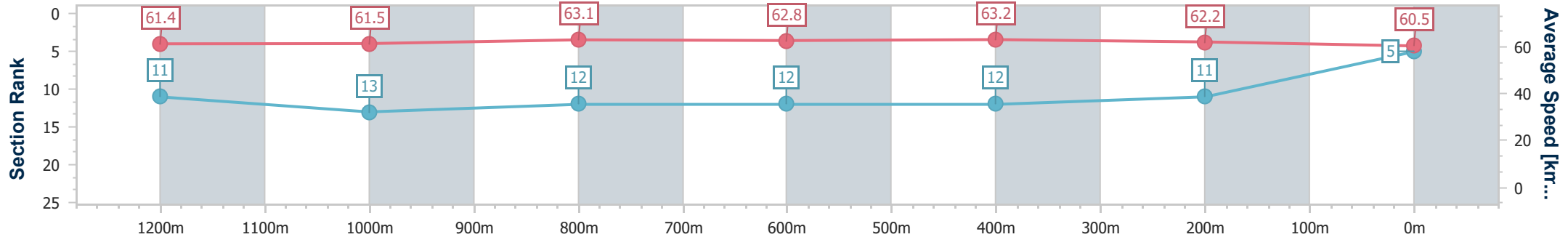


Ipswich QLD Professional
 Race 7: TAB IPSWICH CUP ON SALE BENCHMARK 62
 Handicap - 1350m
 01 April 2024 - 17:03



Track Rating: Soft 5, Weather: Overcast, Rail Position: True

Section	Overall	1200m	1000m	800m	600m	400m	200m
Section Times	1:18.46 [5] (0:08.81)	1:09.65 [11] (0:11.72)	0:57.93 [13] (0:11.47)	0:46.46 [12] (0:11.49)	0:34.97 [12] (0:11.38)	0:23.59 [12] (0:11.69)	0:11.90 [11] (0:11.90)
Average Speed [km/h]	61.4	61.5	63.1	62.8	63.2	62.2	60.5
Top Speed [km/h]	59.8	62.7	63.9	64.3	64.4	63.9	62.7
Avg. Dist. to Rail [m]	9.2	2.9	1.3	0.4	0.6	4.1	7.8
Avg. Stride Freq. [Hz]	2.2	2.4	2.4	2.4	2.4	2.4	2.4
Avg. Stride Length [m]	5.6	7.2	7.3	7.3	7.3	7.0	6.9



- [] Ranking at each section and finish
- .-.- No data available at this section
- NA No data available



Horse/Jockey Name	Coodarady
Final Rank	6
Fastest Section Time (Section)	0:08.55 (Overall)
Top Speed [km/h] (Section)	64.5 (1200m)
Race State	Finished

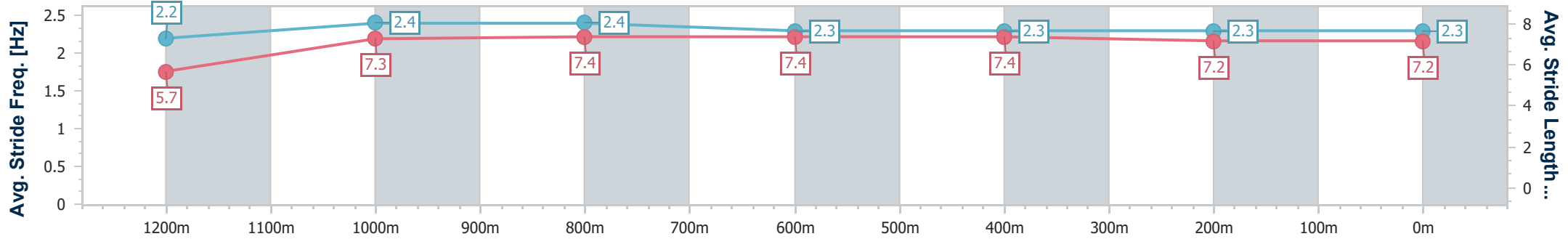
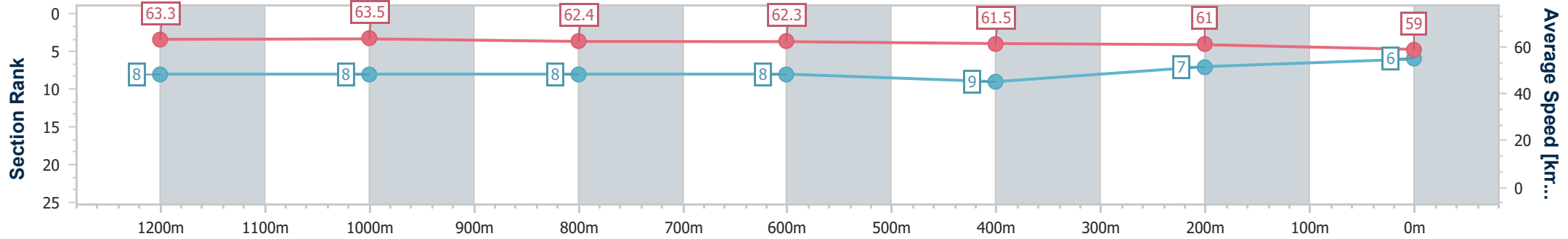


Ipswich QLD Professional
 Race 7: TAB IPSWICH CUP ON SALE BENCHMARK 62
 Handicap - 1350m
 01 April 2024 - 17:03



Track Rating: Soft 5, Weather: Overcast, Rail Position: True

Section	Overall	1200m	1000m	800m	600m	400m	200m
Section Times	1:18.59 [6] (0:08.55)	1:10.04 [8] (0:11.32)	0:58.72 [8] (0:11.56)	0:47.16 [8] (0:11.49)	0:35.67 [8] (0:11.68)	0:23.99 [9] (0:11.77)	0:12.22 [7] (0:12.22)
Average Speed [km/h]	63.3	63.5	62.4	62.3	61.5	61.0	59.0
Top Speed [km/h]	61.9	64.5	63.2	63.2	62.8	61.7	61.1
Avg. Dist. to Rail [m]	2.8	1.4	0.3	0.5	0.8	0.7	1.4
Avg. Stride Freq. [Hz]	2.2	2.4	2.4	2.3	2.3	2.3	2.3
Avg. Stride Length [m]	5.7	7.3	7.4	7.4	7.4	7.2	7.2



- [] Ranking at each section and finish
- .-.- No data available at this section
- NA No data available



Horse/Jockey Name	Jac The Great
Final Rank	7
Fastest Section Time (Section)	0:08.93 (Overall)
Top Speed [km/h] (Section)	64.3 (600m)
Race State	Finished

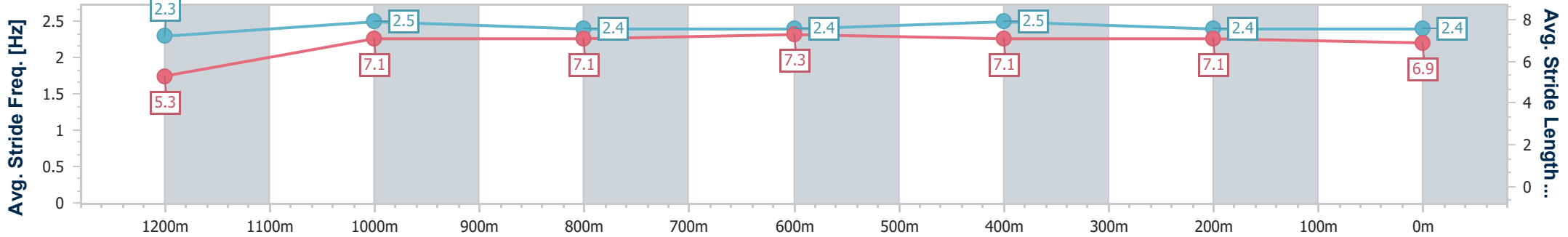
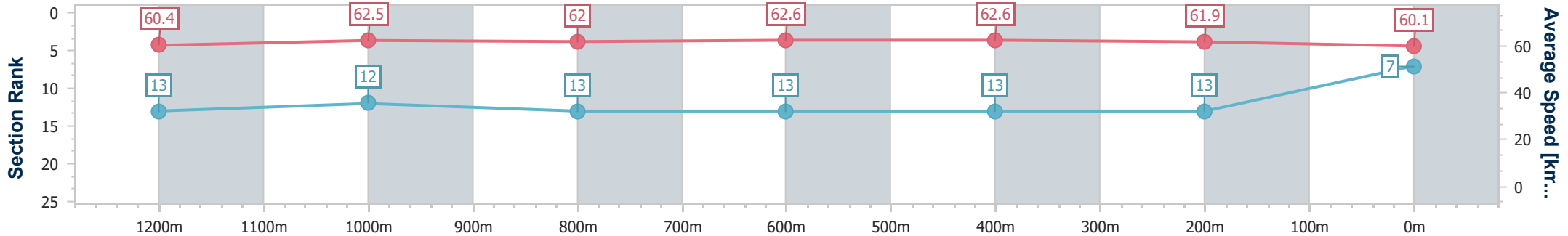


Ipswich QLD Professional
 Race 7: TAB IPSWICH CUP ON SALE BENCHMARK 62
 Handicap - 1350m
 01 April 2024 - 17:03



Track Rating: Soft 5, Weather: Overcast, Rail Position: True

Section	Overall	1200m	1000m	800m	600m	400m	200m
Section Times	1:18.73 [7] (0:08.93)	1:09.80 [13] (0:11.51)	0:58.29 [12] (0:11.64)	0:46.65 [13] (0:11.51)	0:35.14 [13] (0:11.48)	0:23.66 [13] (0:11.72)	0:11.94 [13] (0:11.94)
Average Speed [km/h]	60.4	62.5	62.0	62.6	62.6	61.9	60.1
Top Speed [km/h]	60.7	64.2	62.8	63.8	64.3	62.2	62.3
Avg. Dist. to Rail [m]	3.3	1.0	0.3	0.3	0.4	3.0	9.2
Avg. Stride Freq. [Hz]	2.3	2.5	2.4	2.4	2.5	2.4	2.4
Avg. Stride Length [m]	5.3	7.1	7.1	7.3	7.1	7.1	6.9



- [] Ranking at each section and finish
- .-.- No data available at this section
- NA No data available



Horse/Jockey Name	Anarchy
Final Rank	8
Fastest Section Time (Section)	0:08.14 (Overall)
Top Speed [km/h] (Section)	67.2 (1200m)
Race State	Finished

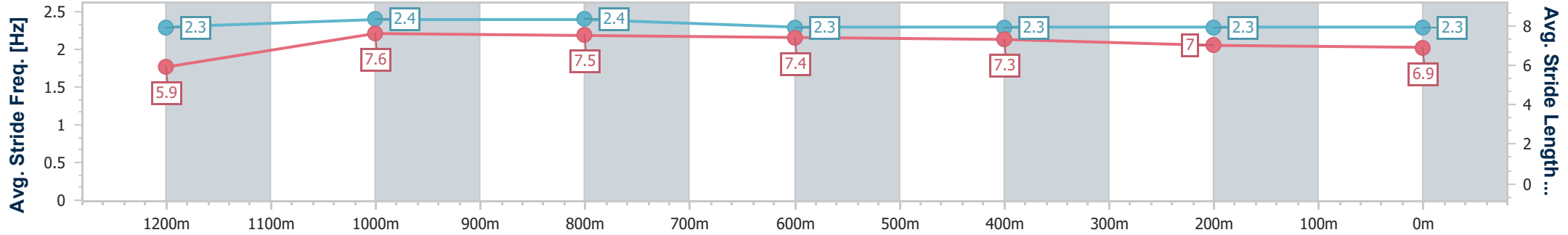
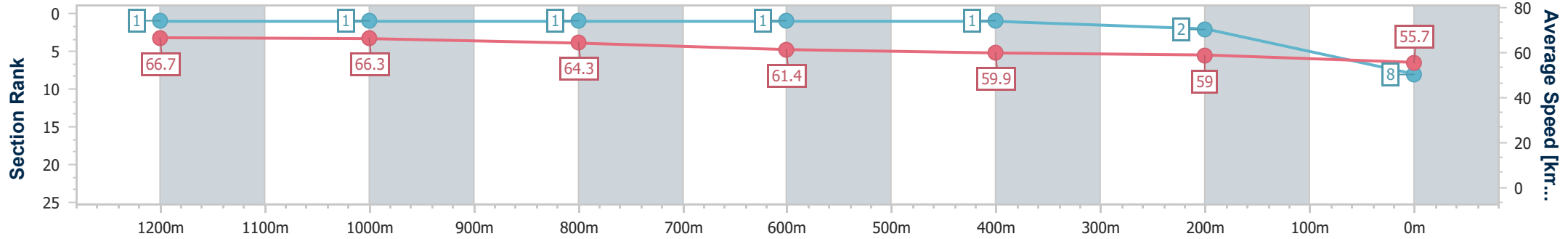


Ipswich QLD Professional
 Race 7: TAB IPSWICH CUP ON SALE BENCHMARK 62
 Handicap - 1350m
 01 April 2024 - 17:03



Track Rating: Soft 5, Weather: Overcast, Rail Position: True

Section	Overall	1200m	1000m	800m	600m	400m	200m
Section Times	1:18.81 [8] (0:08.14)	1:10.67 [1] (0:10.86)	0:59.81 [1] (0:11.17)	0:48.64 [1] (0:11.72)	0:36.92 [1] (0:11.91)	0:25.01 [1] (0:12.10)	0:12.91 [2] (0:12.91)
Average Speed [km/h]	66.7	66.3	64.3	61.4	59.9	59.0	55.7
Top Speed [km/h]	64.2	67.2	66.6	62.9	60.4	60.1	57.8
Avg. Dist. to Rail [m]	4.5	1.3	0.4	0.7	1.7	2.1	1.2
Avg. Stride Freq. [Hz]	2.3	2.4	2.4	2.3	2.3	2.3	2.3
Avg. Stride Length [m]	5.9	7.6	7.5	7.4	7.3	7.0	6.9



- [] Ranking at each section and finish
- .-.- No data available at this section
- NA No data available



Horse/Jockey Name	Vantan Express
Final Rank	9
Fastest Section Time (Section)	0:08.79 (Overall)
Top Speed [km/h] (Section)	64.2 (600m)
Race State	Finished

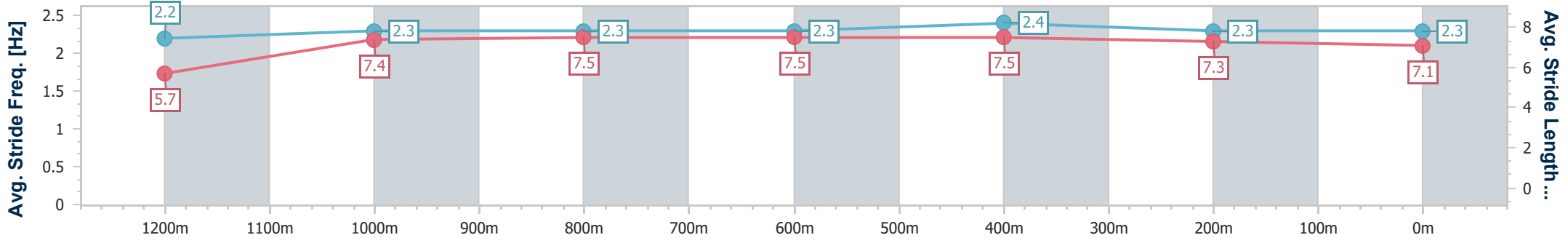
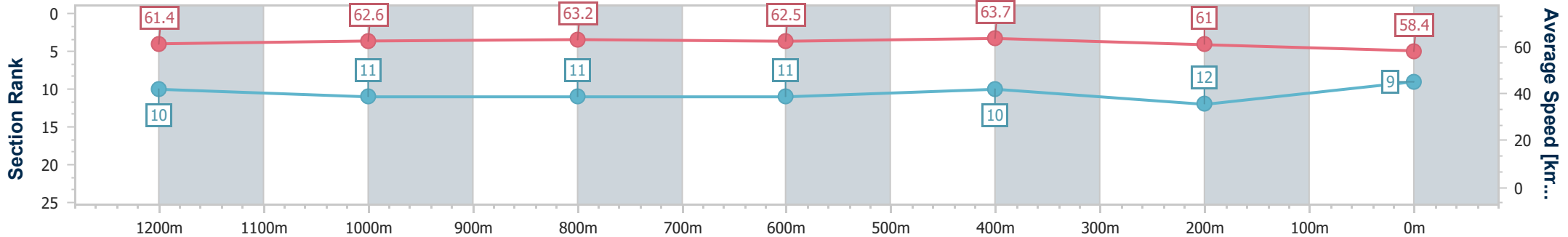


Ipswich QLD Professional
 Race 7: TAB IPSWICH CUP ON SALE BENCHMARK 62
 Handicap - 1350m
 01 April 2024 - 17:03



Track Rating: Soft 5, Weather: Overcast, Rail Position: True

Section	Overall	1200m	1000m	800m	600m	400m	200m
Section Times	1:18.88 [9] (0:08.79)	1:10.09 [10] (0:11.57)	0:58.52 [11] (0:11.43)	0:47.09 [11] (0:11.52)	0:35.57 [11] (0:11.37)	0:24.20 [10] (0:11.89)	0:12.31 [12] (0:12.31)
Average Speed [km/h]	61.4	62.6	63.2	62.5	63.7	61.0	58.4
Top Speed [km/h]	60.4	64.0	64.1	63.9	64.2	62.4	60.6
Avg. Dist. to Rail [m]	12.1	4.3	1.9	0.2	0.8	2.7	4.8
Avg. Stride Freq. [Hz]	2.2	2.3	2.3	2.3	2.4	2.3	2.3
Avg. Stride Length [m]	5.7	7.4	7.5	7.5	7.5	7.3	7.1



- [] Ranking at each section and finish
- .-.- No data available at this section
- NA No data available



Horse/Jockey Name	Sukiche
Final Rank	10
Fastest Section Time (Section)	0:08.60 (Overall)
Top Speed [km/h] (Section)	64.0 (600m)
Race State	Finished

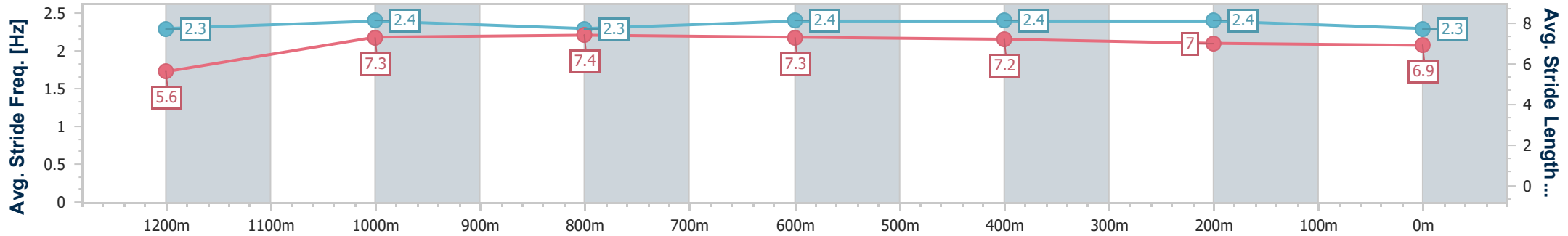
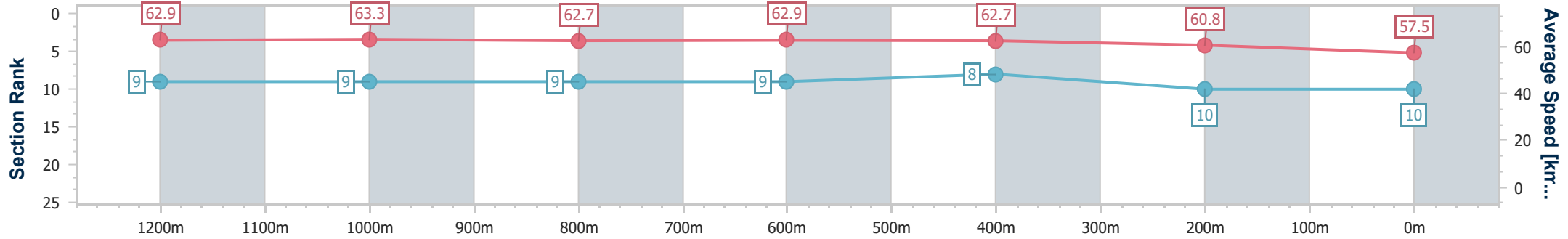


Ipswich QLD Professional
 Race 7: TAB IPSWICH CUP ON SALE BENCHMARK 62
 Handicap - 1350m
 01 April 2024 - 17:03



Track Rating: Soft 5, Weather: Overcast, Rail Position: True

Section	Overall	1200m	1000m	800m	600m	400m	200m
Section Times	1:19.03 [10] (0:08.60)	1:10.43 [9] (0:11.42)	0:59.01 [9] (0:11.50)	0:47.51 [9] (0:11.42)	0:36.09 [9] (0:11.55)	0:24.54 [8] (0:12.03)	0:12.51 [10] (0:12.51)
Average Speed [km/h]	62.9	63.3	62.7	62.9	62.7	60.8	57.5
Top Speed [km/h]	62.0	63.8	63.3	63.9	64.0	61.5	60.4
Avg. Dist. to Rail [m]	7.1	2.3	1.0	0.2	1.4	4.2	7.1
Avg. Stride Freq. [Hz]	2.3	2.4	2.3	2.4	2.4	2.4	2.3
Avg. Stride Length [m]	5.6	7.3	7.4	7.3	7.2	7.0	6.9



- [] Ranking at each section and finish
- .-.- No data available at this section
- NA No data available



Horse/Jockey Name	Airstrike
Final Rank	11
Fastest Section Time (Section)	0:08.93 (Overall)
Top Speed [km/h] (Section)	64.0 (600m)
Race State	Finished

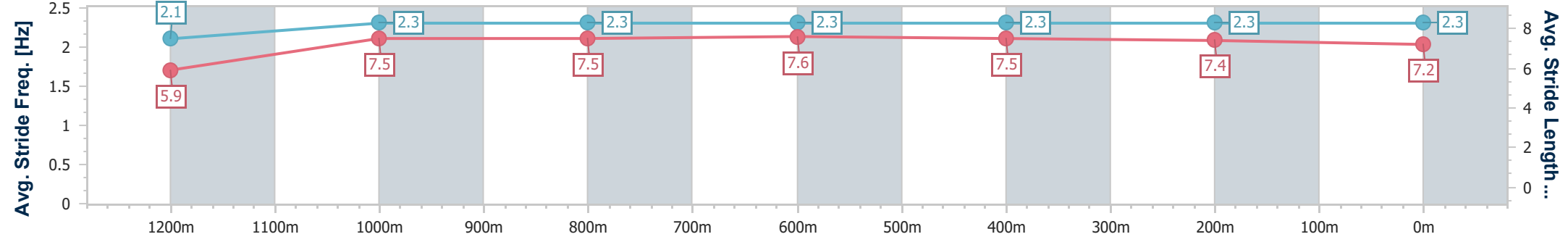
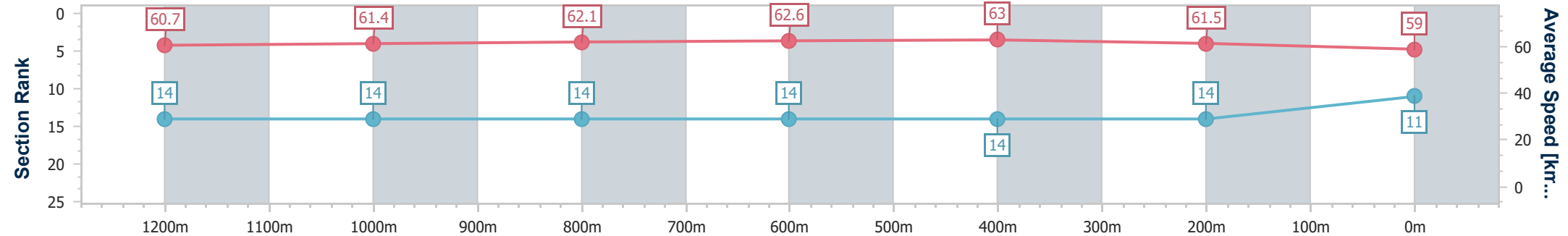


Ipswich QLD Professional
 Race 7: TAB IPSWICH CUP ON SALE BENCHMARK 62
 Handicap - 1350m
 01 April 2024 - 17:03



Track Rating: Soft 5, Weather: Overcast, Rail Position: True

Section	Overall	1200m	1000m	800m	600m	400m	200m						
Section Times	1:19.10 [11] (0:08.93)	1:10.17 [14] (0:11.73)	0:58.44 [14] (0:11.60)	0:46.84 [14] (0:11.57)	0:35.27 [14] (0:11.41)	0:23.86 [14] (0:11.66)	0:12.20 [14]						
Average Speed [km/h]	60.7	61.4	62.1	62.6	63.0	61.5	59.0						
Top Speed [km/h]	59.3	62.7	62.3	63.2	64.0	62.1	61.4						
Avg. Dist. to Rail [m]	8.1	2.3	0.7	0.7	0.5	0.6	1.7						
Avg. Stride Freq. [Hz]	2.1	2.3	2.3	2.3	2.3	2.3	2.3						
Avg. Stride Length [m]	5.9	7.5	7.5	7.6	7.5	7.4	7.2						



- [] Ranking at each section and finish
- .-.- No data available at this section
- NA No data available



Horse/Jockey Name	Half Crown
Final Rank	12
Fastest Section Time (Section)	0:08.26 (Overall)
Top Speed [km/h] (Section)	66.2 (1200m)
Race State	Finished

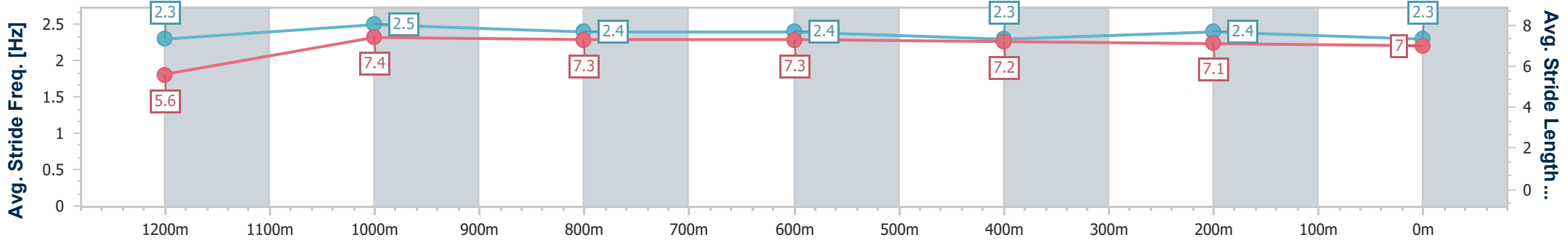
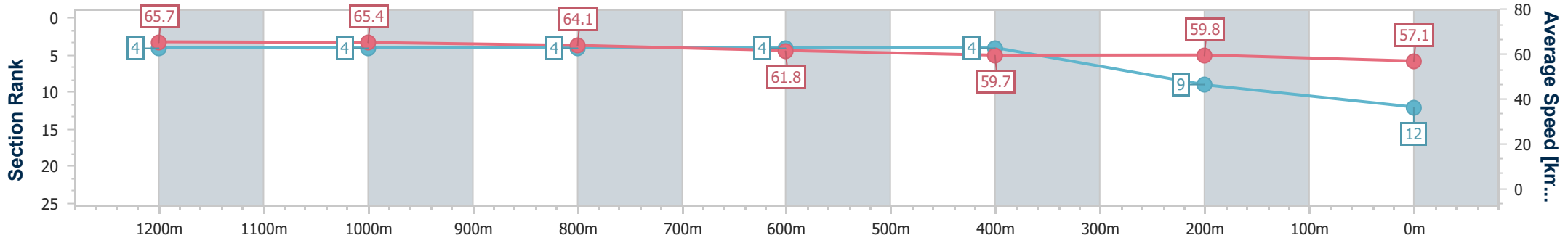


Ipswich QLD Professional
 Race 7: TAB IPSWICH CUP ON SALE BENCHMARK 62
 Handicap - 1350m
 01 April 2024 - 17:03



Track Rating: Soft 5, Weather: Overcast, Rail Position: True

Section	Overall	1200m	1000m	800m	600m	400m	200m
Section Times	1:19.11 [12] (0:08.26)	1:10.85 [4] (0:11.05)	0:59.80 [4] (0:11.27)	0:48.53 [4] (0:11.64)	0:36.89 [4] (0:12.14)	0:24.75 [4] (0:12.14)	0:12.61 [9] (0:12.61)
Average Speed [km/h]	65.7	65.4	64.1	61.8	59.7	59.8	57.1
Top Speed [km/h]	65.5	66.2	65.6	63.8	60.9	60.5	58.5
Avg. Dist. to Rail [m]	11.6	4.7	2.2	0.6	0.8	2.3	3.6
Avg. Stride Freq. [Hz]	2.3	2.5	2.4	2.4	2.3	2.4	2.3
Avg. Stride Length [m]	5.6	7.4	7.3	7.3	7.2	7.1	7.0



- [] Ranking at each section and finish
- .-.- No data available at this section
- NA No data available



Horse/Jockey Name	Dimension
Final Rank	13
Fastest Section Time (Section)	0:08.23 (Overall)
Top Speed [km/h] (Section)	67.3 (1200m)
Race State	Finished

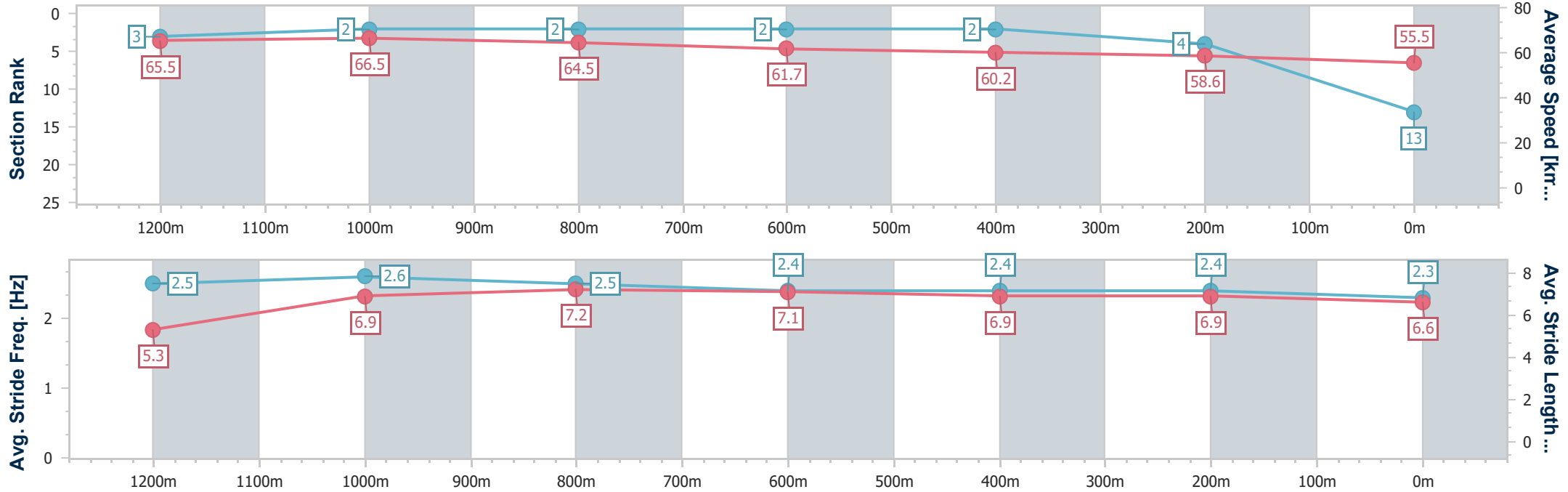


Ipswich QLD Professional
 Race 7: TAB IPSWICH CUP ON SALE BENCHMARK 62
 Handicap - 1350m
 01 April 2024 - 17:03



Track Rating: Soft 5, Weather: Overcast, Rail Position: True

Section	Overall	1200m	1000m	800m	600m	400m	200m
Section Times	1:19.15 [13] (0:08.23)	1:10.92 [3] (0:10.85)	1:00.07 [2] (0:11.21)	0:48.86 [2] (0:11.64)	0:37.22 [2] (0:11.97)	0:25.25 [2] (0:12.29)	0:12.96 [4] (0:12.96)
Average Speed [km/h]	65.5	66.5	64.5	61.7	60.2	58.6	55.5
Top Speed [km/h]	65.6	67.3	65.4	63.8	60.7	59.7	57.7
Avg. Dist. to Rail [m]	5.5	3.0	1.1	0.3	0.3	0.3	0.5
Avg. Stride Freq. [Hz]	2.5	2.6	2.5	2.4	2.4	2.4	2.3
Avg. Stride Length [m]	5.3	6.9	7.2	7.1	6.9	6.9	6.6



- [] Ranking at each section and finish
- .-.- No data available at this section
- NA No data available



Horse/Jockey Name	Cherry Soda
Final Rank	14
Fastest Section Time (Section)	0:08.37 (Overall)
Top Speed [km/h] (Section)	66.3 (1200m)
Race State	Finished

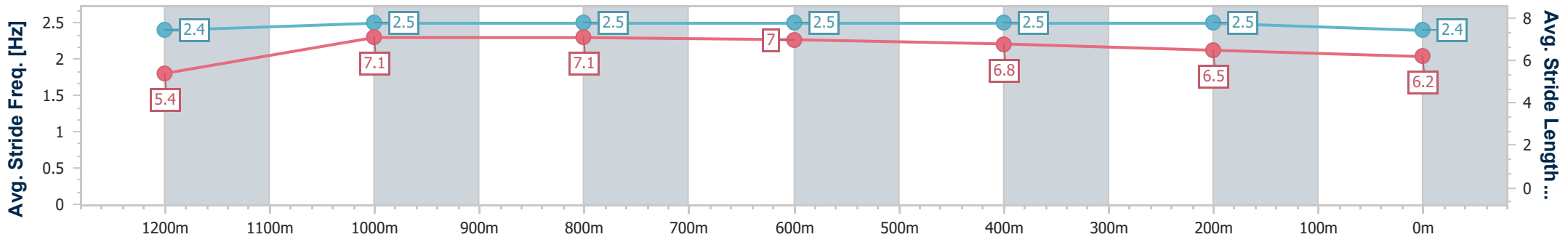
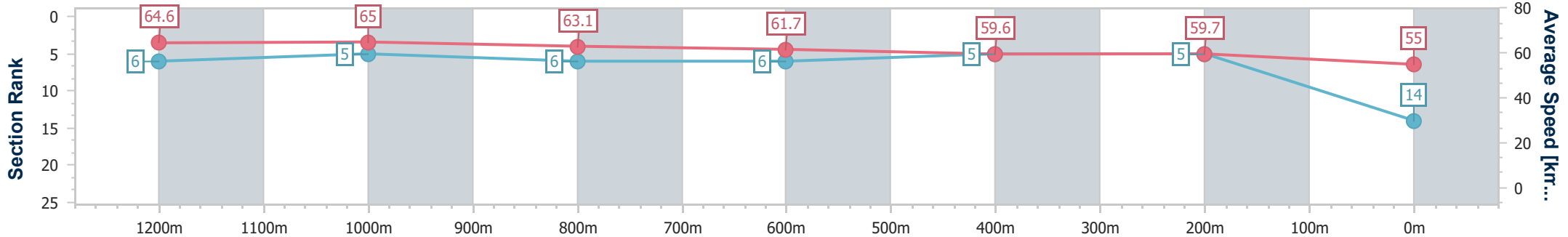


Ipswich QLD Professional
 Race 7: TAB IPSWICH CUP ON SALE BENCHMARK 62
 Handicap - 1350m
 01 April 2024 - 17:03



Track Rating: Soft 5, Weather: Overcast, Rail Position: True

Section	Overall	1200m	1000m	800m	600m	400m	200m
Section Times	1:19.45 [14] (0:08.37)	1:11.08 [6] (0:11.08)	1:00.00 [5] (0:11.41)	0:48.59 [6] (0:11.63)	0:36.96 [6] (0:11.92)	0:25.04 [5] (0:11.92)	0:13.12 [5] (0:13.12)
Average Speed [km/h]	64.6	65.0	63.1	61.7	59.6	59.7	55.0
Top Speed [km/h]	63.3	66.3	64.5	62.8	60.7	60.9	57.9
Avg. Dist. to Rail [m]	2.0	1.8	1.0	1.5	2.7	2.0	1.2
Avg. Stride Freq. [Hz]	2.4	2.5	2.5	2.5	2.5	2.5	2.4
Avg. Stride Length [m]	5.4	7.1	7.1	7.0	6.8	6.5	6.2



- [] Ranking at each section and finish
- .-.- No data available at this section
- NA No data available