



Townsville QLD Professional

Race 2: HYGAIN BENCHMARK 65 Handicap - 1609m



04 April 2024 - 13:19

Track Rating: Soft 5, Weather: Fine, Rail Position: +4m 1000m-W.P; +0.5 Remainder

| Section | | Overall | 1400m | 1200m | 1000m | 800m | 600m | 400m | Last 600m | | | | |
|-------------|--------------------------------------|----------------------|----------------------|----------------------|--------------------------|--------------------------|--------------------------|--------------------------|--------------------------|--------------------------|--------------------------|---------|------------------------|
| Field Times | | 1:38.32 (0:15.76) | 1:22.56 (0:12.24) | 1:10.32 (0:12.62) | 0:57.70 (0:12.63) | 0:45.07 (0:11.02) | 0:34.05 (0:10.89) | 0:23.16 (0:11.28) | 0:34.05 | | | | |
| Rank | TAB Horse/Jockey | Barrier | Top Speed [km/h] | Fastest Section | | | | | | | | | Distance Travelled [m] |
| 1 | 5 MOOLOOLABA Lacey Morrison | 5 | 66.6 800m | 0:10.98 600m | 1:38.32 [1] (0:15.86) | 1:22.46 [2] (0:12.20) | 1:10.26 [2] (0:12.64) | 0:57.62 [2] (0:12.63) | 0:44.99 [2] (0:11.03) | 0:33.96 [2] (0:10.98) | 0:22.98 [2] (0:11.10) | 0:33.96 | |
| 2 | 2 MAJESTICS REQUEST Ashley Butler | 2 | 66.1 800m | 0:10.89 600m | 1:38.87 [2] (0:16.18) | 1:22.69 [4] (0:12.25) | 1:10.44 [4] (0:12.53) | 0:57.91 [4] (0:12.29) | 0:45.62 [1] (0:11.02) | 0:34.60 [1] (0:10.89) | 0:23.71 [1] (0:11.56) | 0:34.60 | -2 |
| 3 | 1 RAZMENT Nathan Thomas | 1 | 67.5 800m | 0:10.82 600m | 1:38.97 [3] (0:16.35) | 1:22.62 [6] (0:12.28) | 1:10.34 [6] (0:12.67) | 0:57.67 [6] (0:12.59) | 0:45.08 [5] (0:11.07) | 0:34.01 [5] (0:10.82) | 0:23.19 [5] (0:11.17) | 0:34.01 | +1 |
| 4 | 4 COOLMEANS Frank Edwards | 4 | 67.2 800m | 0:10.98 600m | 1:39.29 [4] (0:15.94) | 1:23.35 [3] (0:12.23) | 1:11.12 [3] (0:12.67) | 0:58.45 [3] (0:12.80) | 0:45.65 [4] (0:11.05) | 0:34.60 [4] (0:10.98) | 0:23.62 [4] (0:11.47) | 0:34.60 | +2 |
| 4 | 3 TAVISTEEL Nathan Day | 3 | 66.3 800m | 0:11.01 800m | 1:39.29 [4] (0:15.76) | 1:23.53 [1] (0:12.24) | 1:11.29 [1] (0:12.62) | 0:58.67 [1] (0:12.79) | 0:45.88 [3] (0:11.01) | 0:34.87 [3] (0:11.10) | 0:23.77 [3] (0:11.45) | 0:34.87 | -2 |
| 6 | 6 CONQUERING JUDAS Adam Sewell | 6 | 67.2 600m | 0:10.81 600m | 1:39.67 [6] (0:16.56) | 1:23.11 [7] (0:12.20) | 1:10.91 [7] (0:12.66) | 0:58.25 [7] (0:12.61) | 0:45.64 [7] (0:11.26) | 0:34.38 [6] (0:10.81) | 0:23.57 [6] (0:11.31) | 0:34.38 | -1 |
| 7 | 7 SHADOW ECLIPSE Ngarie Nelson | 7 | 65.1 600m | 0:11.15 600m | 1:40.15 [7] (0:16.33) | 1:23.82 [5] (0:12.18) | 1:11.64 [5] (0:12.68) | 0:58.96 [5] (0:12.71) | 0:46.25 [6] (0:11.54) | 0:34.71 [7] (0:11.15) | 0:23.56 [7] (0:11.39) | 0:34.71 | +0 |

[] Ranking at each section and finish
 -:-:- No data available at this section
 NA No data available

SCN Saddle cloth number
 DNF Did not finish
 DNT Did not track



Townsville QLD Professional

Race 2: HYGAIN BENCHMARK 65 Handicap - 1609m



04 April 2024 - 13:19

Track Rating: Soft 5, Weather: Fine, Rail Position: +4m 1000m-W.P; +0.5 Remainder

| Section | | | | | | | 200m | | | Last 600m |
|-------------|-----|--------------------------|---------|------------------|-----------------|-------------|-----------|--|------------------------|-----------|
| Field Times | | | | | | | 0:11.88 | | | 0:34.05 |
| | | | | | | | (0:11.88) | | | |
| Rank | TAB | Horse/Jockey | Barrier | Top Speed [km/h] | Fastest Section | Margin | | | Distance Travelled [m] | |
| 1 | 5 | MOOLOOLABA | 5 | 66.6 | 0:10.98 | 0:11.88 [1] | 1:38.32 | | 0:33.96 | |
| | | Lacey Morrison | | 800m | 600m | (0:11.88) | | | | |
| 2 | 2 | MAJESTICS REQUEST | 2 | 66.1 | 0:10.89 | 0:12.15 [2] | 3.27L | | 0:34.60 | |
| | | Ashley Butler | | 800m | 600m | (0:12.15) | | | -2 | |
| 3 | 1 | RAZMENT | 1 | 67.5 | 0:10.82 | 0:12.02 [3] | 3.83L | | 0:34.01 | |
| | | Nathan Thomas | | 800m | 600m | (0:12.02) | | | +1 | |
| 4 | 4 | COOLMEANS | 4 | 67.2 | 0:10.98 | 0:12.15 [5] | 5.71L | | 0:34.60 | |
| | | Frank Edwards | | 800m | 600m | (0:12.15) | | | +2 | |
| 4 | 3 | TAVISTEEL | 3 | 66.3 | 0:11.01 | 0:12.32 [4] | 5.71L | | 0:34.87 | |
| | | Nathan Day | | 800m | 800m | (0:12.32) | | | -2 | |
| 6 | 6 | CONQUERING JUDAS | 6 | 67.2 | 0:10.81 | 0:12.26 [6] | 7.95L | | 0:34.38 | |
| | | Adam Sewell | | 600m | 600m | (0:12.26) | | | -1 | |
| 7 | 7 | SHADOW ECLIPSE | 7 | 65.1 | 0:11.15 | 0:12.17 [7] | 10.77L | | 0:34.71 | |
| | | Ngarie Nelson | | 600m | 600m | (0:12.17) | | | +0 | |



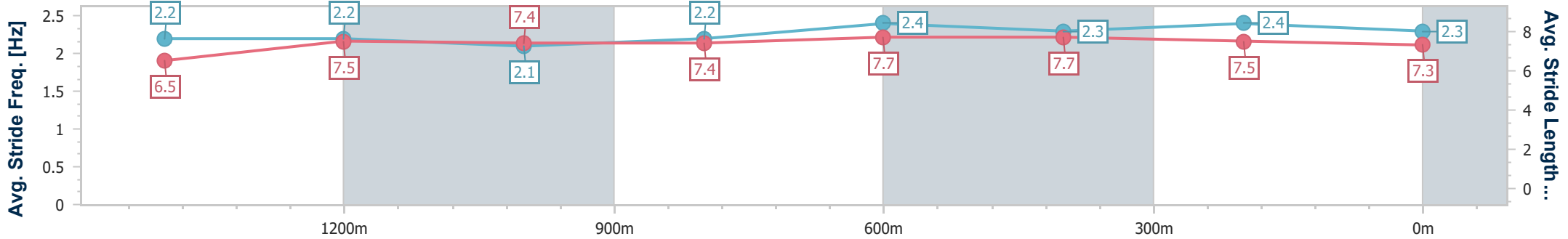
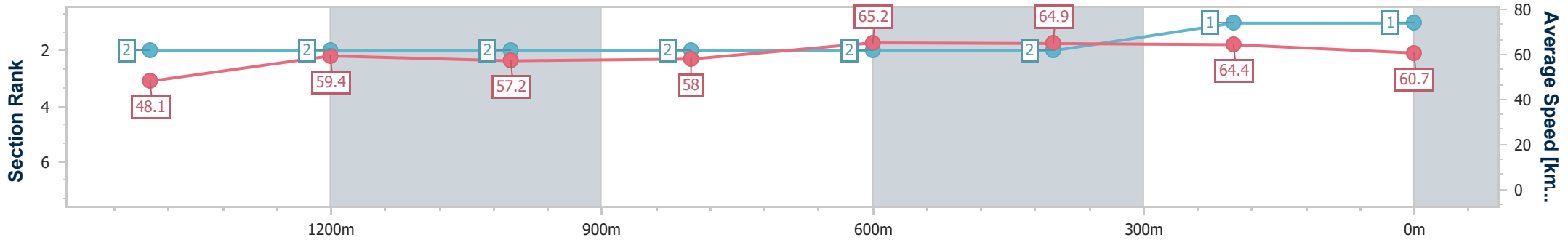
| | |
|--------------------------------|----------------|
| Horse/Jockey Name | Mooloolaba |
| Final Rank | 1 |
| Fastest Section Time (Section) | 0:10.98 (600m) |
| Top Speed [km/h] (Section) | 66.6 (800m) |
| Race State | Finished |



Townsville QLD Professional
 Race 2: HYGAIN BENCHMARK 65 Handicap - 1609m
 04 April 2024 - 13:19
 Track Rating: Soft 5, Weather: Fine, Rail Position: +4m 1000m-W.P;
 +0.5 Remainder



| Section | Overall | 1400m | 1200m | 1000m | 800m | 600m | 400m | 200m | | | | | | |
|------------------------|--------------------------|--------------------------|--------------------------|--------------------------|--------------------------|--------------------------|--------------------------|--------------------------|--|--|--|--|--|--|
| Section Times | 1:38.32 [1] (0:15.86) | 1:22.46 [2] (0:12.20) | 1:10.26 [2] (0:12.64) | 0:57.62 [2] (0:12.63) | 0:44.99 [2] (0:11.03) | 0:33.96 [2] (0:10.98) | 0:22.98 [2] (0:11.10) | 0:11.88 [1] (0:11.88) | | | | | | |
| Average Speed [km/h] | 48.1 | 59.4 | 57.2 | 58.0 | 65.2 | 64.9 | 64.4 | 60.7 | | | | | | |
| Top Speed [km/h] | 59.8 | 60.4 | 58.7 | 62.6 | 66.6 | 65.4 | 65.8 | 64.3 | | | | | | |
| Avg. Dist. to Rail [m] | 7.3 | 2.5 | 3.7 | 3.2 | 0.9 | 2.5 | 3.2 | 0.9 | | | | | | |
| Avg. Stride Freq. [Hz] | 2.2 | 2.2 | 2.1 | 2.2 | 2.4 | 2.3 | 2.4 | 2.3 | | | | | | |
| Avg. Stride Length [m] | 6.5 | 7.5 | 7.4 | 7.4 | 7.7 | 7.7 | 7.5 | 7.3 | | | | | | |



- [] Ranking at each section and finish
- .-.- No data available at this section
- NA No data available



| | |
|--------------------------------|-------------------|
| Horse/Jockey Name | Majestics Request |
| Final Rank | 2 |
| Fastest Section Time (Section) | 0:10.89 (600m) |
| Top Speed [km/h] (Section) | 66.1 (800m) |
| Race State | Finished |



Townsville QLD Professional

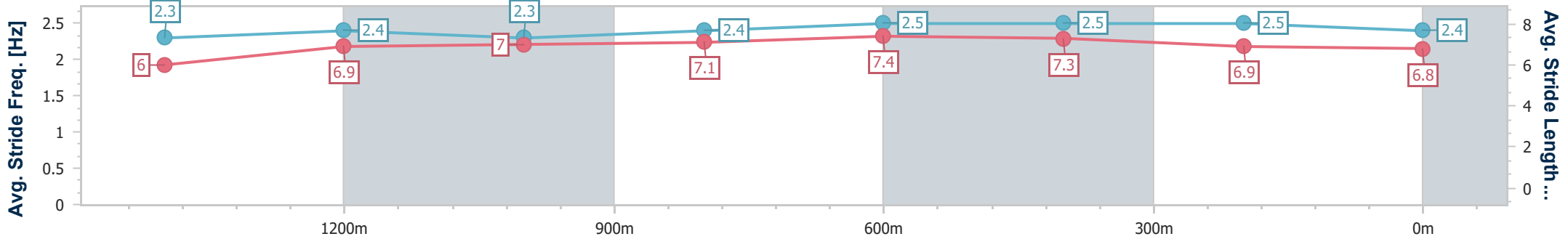
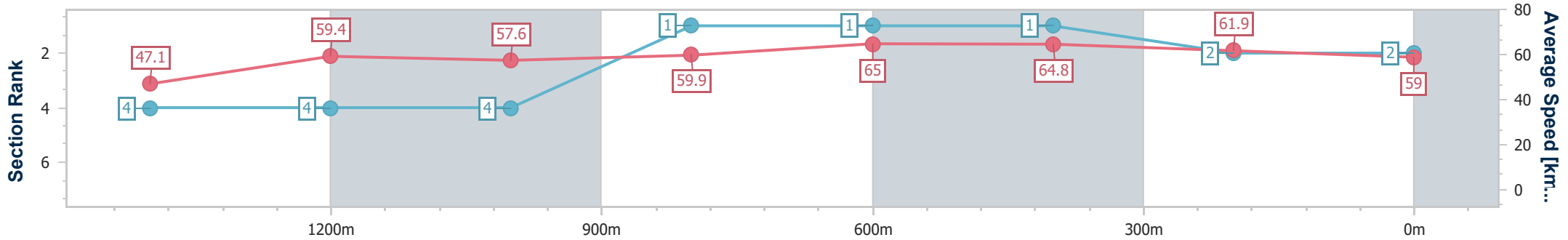
Race 2: HYGAIN BENCHMARK 65 Handicap - 1609m

04 April 2024 - 13:19

Track Rating: Soft 5, Weather: Fine, Rail Position: +4m 1000m-W.P.; +0.5 Remainder



| Section | Overall | 1400m | 1200m | 1000m | 800m | 600m | 400m | 200m | | | | | | |
|------------------------|--------------------------|--------------------------|--------------------------|--------------------------|--------------------------|--------------------------|--------------------------|--------------------------|--|--|--|--|--|--|
| Section Times | 1:38.87 [2] (0:16.18) | 1:22.69 [4] (0:12.25) | 1:10.44 [4] (0:12.53) | 0:57.91 [4] (0:12.29) | 0:45.62 [1] (0:11.02) | 0:34.60 [1] (0:10.89) | 0:23.71 [1] (0:11.56) | 0:12.15 [2] (0:12.15) | | | | | | |
| Average Speed [km/h] | 47.1 | 59.4 | 57.6 | 59.9 | 65.0 | 64.8 | 61.9 | 59.0 | | | | | | |
| Top Speed [km/h] | 58.4 | 61.1 | 59.0 | 64.5 | 66.1 | 65.5 | 64.2 | 61.1 | | | | | | |
| Avg. Dist. to Rail [m] | 6.0 | 3.9 | 4.0 | 3.8 | 1.3 | 3.9 | 4.1 | 1.2 | | | | | | |
| Avg. Stride Freq. [Hz] | 2.3 | 2.4 | 2.3 | 2.4 | 2.5 | 2.5 | 2.5 | 2.4 | | | | | | |
| Avg. Stride Length [m] | 6.0 | 6.9 | 7.0 | 7.1 | 7.4 | 7.3 | 6.9 | 6.8 | | | | | | |



- [] Ranking at each section and finish
- .-.- No data available at this section
- NA No data available



| | |
|--------------------------------|----------------|
| Horse/Jockey Name | Razment |
| Final Rank | 3 |
| Fastest Section Time (Section) | 0:10.82 (600m) |
| Top Speed [km/h] (Section) | 67.5 (800m) |
| Race State | Finished |



Townsville QLD Professional

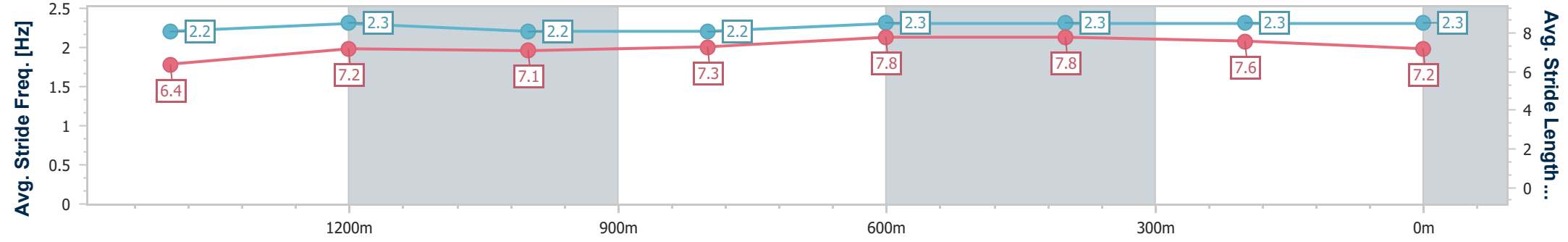
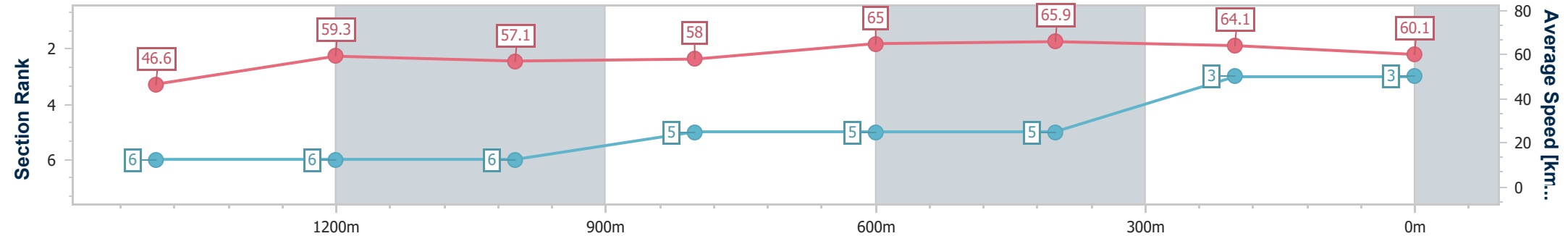
Race 2: HYGAIN BENCHMARK 65 Handicap - 1609m

04 April 2024 - 13:19

Track Rating: Soft 5, Weather: Fine, Rail Position: +4m 1000m-W.P.; +0.5 Remainder



| Section | Overall | 1400m | 1200m | 1000m | 800m | 600m | 400m | 200m | | | | | | |
|------------------------|--------------------------|--------------------------|--------------------------|--------------------------|--------------------------|--------------------------|--------------------------|--------------------------|--|--|--|--|--|--|
| Section Times | 1:38.97 [3] (0:16.35) | 1:22.62 [6] (0:12.28) | 1:10.34 [6] (0:12.67) | 0:57.67 [6] (0:12.59) | 0:45.08 [5] (0:11.07) | 0:34.01 [5] (0:10.82) | 0:23.19 [5] (0:11.17) | 0:12.02 [3] (0:12.02) | | | | | | |
| Average Speed [km/h] | 46.6 | 59.3 | 57.1 | 58.0 | 65.0 | 65.9 | 64.1 | 60.1 | | | | | | |
| Top Speed [km/h] | 59.9 | 60.1 | 58.1 | 59.9 | 67.5 | 67.2 | 66.1 | 62.7 | | | | | | |
| Avg. Dist. to Rail [m] | 6.7 | 3.7 | 3.9 | 3.1 | 1.2 | 2.2 | 1.3 | 1.5 | | | | | | |
| Avg. Stride Freq. [Hz] | 2.2 | 2.3 | 2.2 | 2.2 | 2.3 | 2.3 | 2.3 | 2.3 | | | | | | |
| Avg. Stride Length [m] | 6.4 | 7.2 | 7.1 | 7.3 | 7.8 | 7.8 | 7.6 | 7.2 | | | | | | |



- [] Ranking at each section and finish
- .-.- No data available at this section
- NA No data available



| | |
|--------------------------------|----------------|
| Horse/Jockey Name | Tavistee |
| Final Rank | 4 |
| Fastest Section Time (Section) | 0:11.01 (800m) |
| Top Speed [km/h] (Section) | 66.3 (800m) |
| Race State | Finished |



Townsville QLD Professional

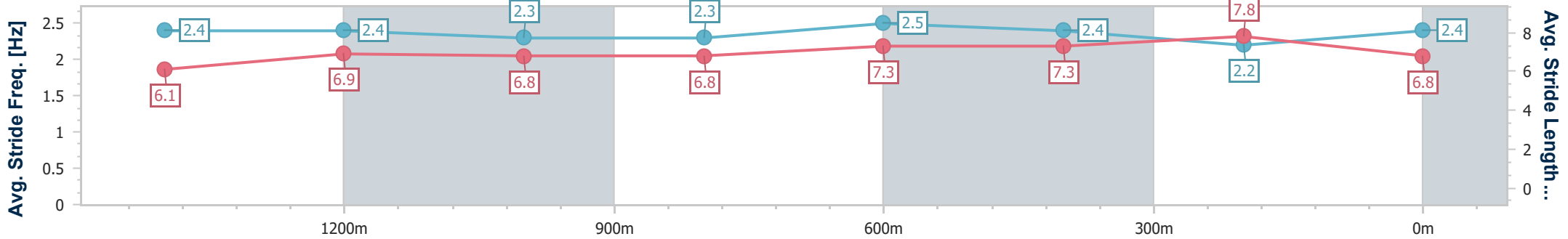
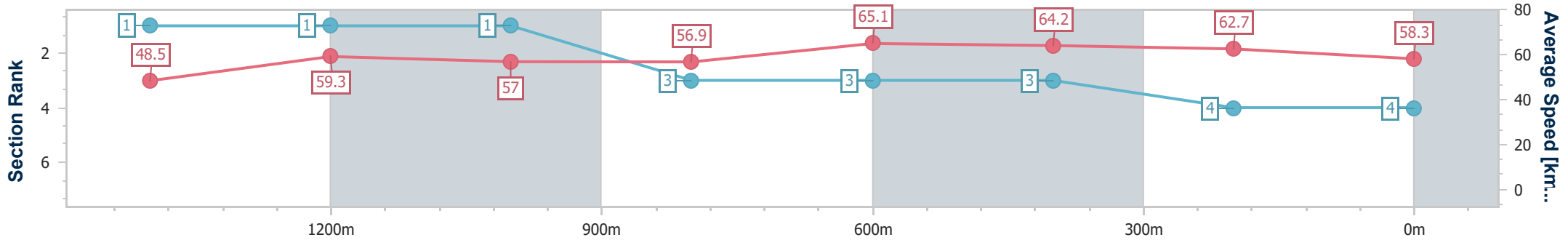
Race 2: HYGAIN BENCHMARK 65 Handicap - 1609m

04 April 2024 - 13:19

Track Rating: Soft 5, Weather: Fine, Rail Position: +4m 1000m-W.P.; +0.5 Remainder



| Section | Overall | 1400m | 1200m | 1000m | 800m | 600m | 400m | 200m |
|------------------------|--------------------------|--------------------------|--------------------------|--------------------------|--------------------------|--------------------------|--------------------------|--------------------------|
| Section Times | 1:39.29 [4] (0:15.76) | 1:23.53 [1] (0:12.24) | 1:11.29 [1] (0:12.62) | 0:58.67 [1] (0:12.79) | 0:45.88 [3] (0:11.01) | 0:34.87 [3] (0:11.10) | 0:23.77 [3] (0:11.45) | 0:12.32 [4] (0:12.32) |
| Average Speed [km/h] | 48.5 | 59.3 | 57.0 | 56.9 | 65.1 | 64.2 | 62.7 | 58.3 |
| Top Speed [km/h] | 62.4 | 61.7 | 58.1 | 64.6 | 66.3 | 65.5 | 64.9 | 61.0 |
| Avg. Dist. to Rail [m] | 8.1 | 2.0 | 2.6 | 1.9 | 1.0 | 2.3 | 1.0 | 0.8 |
| Avg. Stride Freq. [Hz] | 2.4 | 2.4 | 2.3 | 2.3 | 2.5 | 2.4 | 2.2 | 2.4 |
| Avg. Stride Length [m] | 6.1 | 6.9 | 6.8 | 6.8 | 7.3 | 7.3 | 7.8 | 6.8 |



- [] Ranking at each section and finish
- .-.- No data available at this section
- NA No data available



| | |
|--------------------------------|----------------|
| Horse/Jockey Name | Coolmeans |
| Final Rank | 4 |
| Fastest Section Time (Section) | 0:10.98 (600m) |
| Top Speed [km/h] (Section) | 67.2 (800m) |
| Race State | Finished |



Townsville QLD Professional

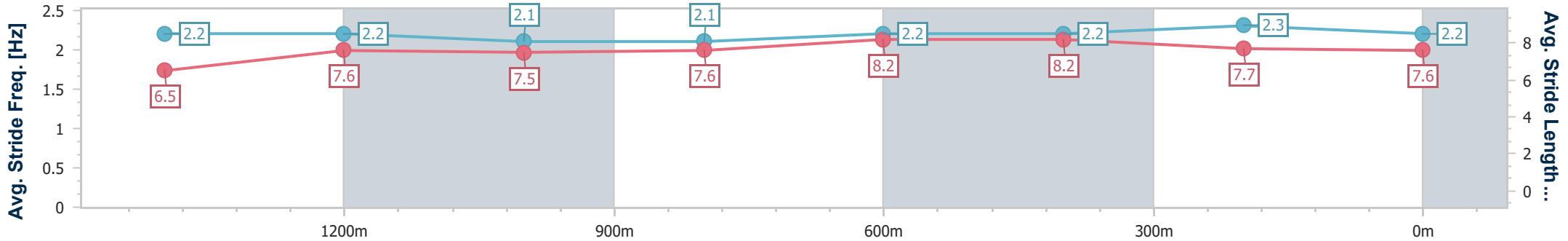
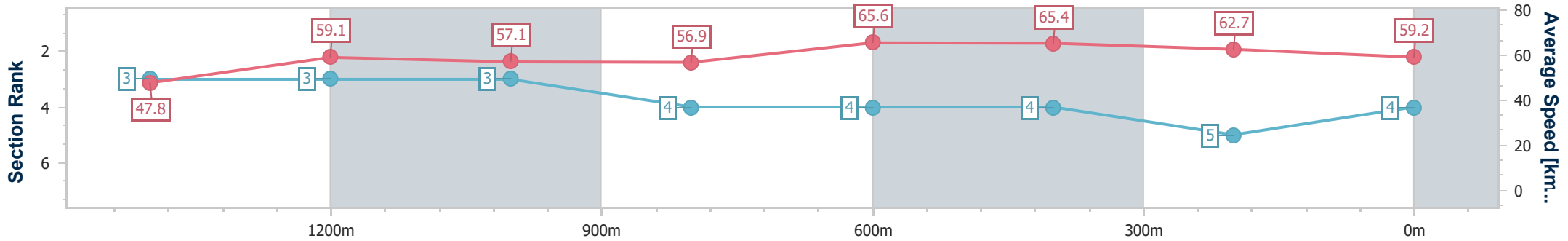
Race 2: HYGAIN BENCHMARK 65 Handicap - 1609m

04 April 2024 - 13:19

Track Rating: Soft 5, Weather: Fine, Rail Position: +4m 1000m-W.P.; +0.5 Remainder



| Section | Overall | 1400m | 1200m | 1000m | 800m | 600m | 400m | 200m | | | | | | |
|------------------------|--------------------------|--------------------------|--------------------------|--------------------------|--------------------------|--------------------------|--------------------------|--------------------------|--|--|--|--|--|--|
| Section Times | 1:39.29 [4] (0:15.94) | 1:23.35 [3] (0:12.23) | 1:11.12 [3] (0:12.67) | 0:58.45 [3] (0:12.80) | 0:45.65 [4] (0:11.05) | 0:34.60 [4] (0:10.98) | 0:23.62 [4] (0:11.47) | 0:12.15 [5] (0:12.15) | | | | | | |
| Average Speed [km/h] | 47.8 | 59.1 | 57.1 | 56.9 | 65.6 | 65.4 | 62.7 | 59.2 | | | | | | |
| Top Speed [km/h] | 61.3 | 60.2 | 58.4 | 61.8 | 67.2 | 66.7 | 63.8 | 63.7 | | | | | | |
| Avg. Dist. to Rail [m] | 4.8 | 2.7 | 3.2 | 3.1 | 1.1 | 1.1 | 1.4 | 3.5 | | | | | | |
| Avg. Stride Freq. [Hz] | 2.2 | 2.2 | 2.1 | 2.1 | 2.2 | 2.2 | 2.3 | 2.2 | | | | | | |
| Avg. Stride Length [m] | 6.5 | 7.6 | 7.5 | 7.6 | 8.2 | 8.2 | 7.7 | 7.6 | | | | | | |



- [] Ranking at each section and finish
- .-.- No data available at this section
- NA No data available



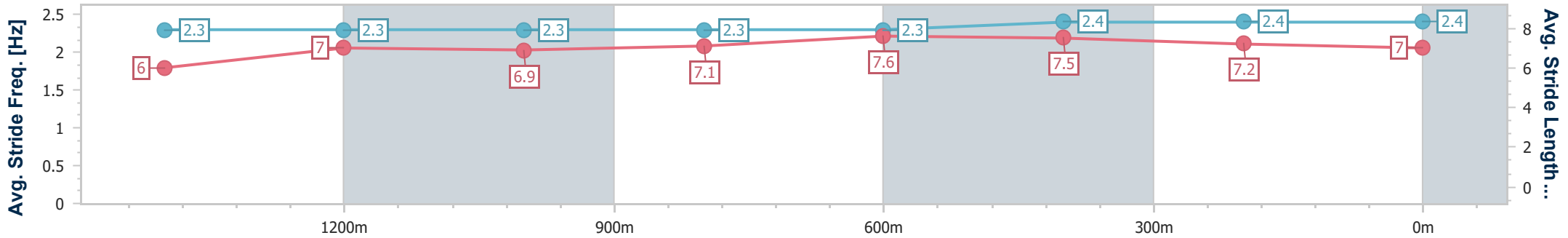
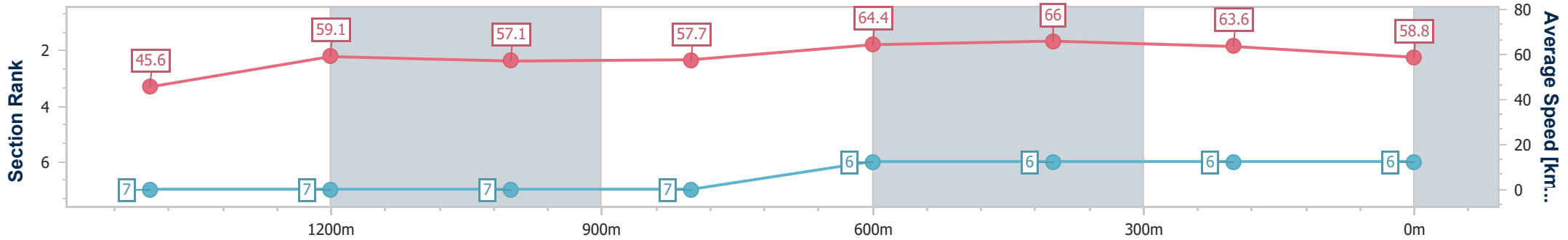
| | |
|--------------------------------|------------------|
| Horse/Jockey Name | Conquering Judas |
| Final Rank | 6 |
| Fastest Section Time (Section) | 0:10.81 (600m) |
| Top Speed [km/h] (Section) | 67.2 (600m) |
| Race State | Finished |



Townsville QLD Professional
Race 2: HYGAIN BENCHMARK 65 Handicap - 1609m
 04 April 2024 - 13:19
 Track Rating: Soft 5, Weather: Fine, Rail Position: +4m 1000m-W.P.; +0.5 Remainder



| Section | Overall | 1400m | 1200m | 1000m | 800m | 600m | 400m | 200m | | | | | | |
|------------------------|--------------------------|--------------------------|--------------------------|--------------------------|--------------------------|--------------------------|--------------------------|--------------------------|--|--|--|--|--|--|
| Section Times | 1:39.67 [6] (0:16.56) | 1:23.11 [7] (0:12.20) | 1:10.91 [7] (0:12.66) | 0:58.25 [7] (0:12.61) | 0:45.64 [7] (0:11.26) | 0:34.38 [6] (0:10.81) | 0:23.57 [6] (0:11.31) | 0:12.26 [6] (0:12.26) | | | | | | |
| Average Speed [km/h] | 45.6 | 59.1 | 57.1 | 57.7 | 64.4 | 66.0 | 63.6 | 58.8 | | | | | | |
| Top Speed [km/h] | 58.0 | 60.4 | 58.9 | 60.3 | 66.8 | 67.2 | 64.9 | 62.3 | | | | | | |
| Avg. Dist. to Rail [m] | 3.8 | 1.6 | 2.5 | 2.7 | 1.2 | 1.5 | 1.7 | 1.3 | | | | | | |
| Avg. Stride Freq. [Hz] | 2.3 | 2.3 | 2.3 | 2.3 | 2.3 | 2.4 | 2.4 | 2.4 | | | | | | |
| Avg. Stride Length [m] | 6.0 | 7.0 | 6.9 | 7.1 | 7.6 | 7.5 | 7.2 | 7.0 | | | | | | |



- [] Ranking at each section and finish
- .-.- No data available at this section
- NA No data available



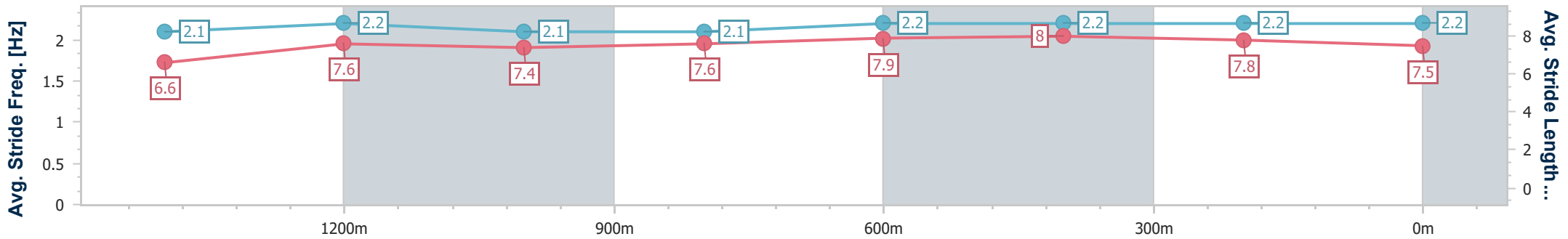
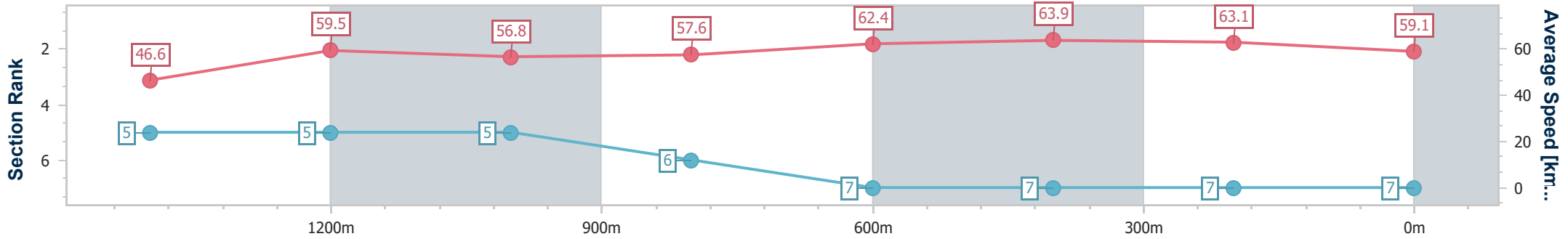
| | |
|--------------------------------|----------------|
| Horse/Jockey Name | Shadow Eclipse |
| Final Rank | 7 |
| Fastest Section Time (Section) | 0:11.15 (600m) |
| Top Speed [km/h] (Section) | 65.1 (600m) |
| Race State | Finished |



Townsville QLD Professional
Race 2: HYGAIN BENCHMARK 65 Handicap - 1609m
04 April 2024 - 13:19
Track Rating: Soft 5, Weather: Fine, Rail Position: +4m 1000m-W.P; +0.5 Remainder



| Section | Overall | 1400m | 1200m | 1000m | 800m | 600m | 400m | 200m | | | | | | |
|------------------------|--------------------------|--------------------------|--------------------------|--------------------------|--------------------------|--------------------------|--------------------------|--------------------------|--|--|--|--|--|--|
| Section Times | 1:40.15 [7] (0:16.33) | 1:23.82 [5] (0:12.18) | 1:11.64 [5] (0:12.68) | 0:58.96 [5] (0:12.71) | 0:46.25 [6] (0:11.54) | 0:34.71 [7] (0:11.15) | 0:23.56 [7] (0:11.39) | 0:12.17 [7] (0:12.17) | | | | | | |
| Average Speed [km/h] | 46.6 | 59.5 | 56.8 | 57.6 | 62.4 | 63.9 | 63.1 | 59.1 | | | | | | |
| Top Speed [km/h] | 60.8 | 60.3 | 58.8 | 59.4 | 64.7 | 65.1 | 63.3 | 62.4 | | | | | | |
| Avg. Dist. to Rail [m] | 5.2 | 3.0 | 3.1 | 2.9 | 0.7 | 2.2 | 1.4 | 4.7 | | | | | | |
| Avg. Stride Freq. [Hz] | 2.1 | 2.2 | 2.1 | 2.1 | 2.2 | 2.2 | 2.2 | 2.2 | | | | | | |
| Avg. Stride Length [m] | 6.6 | 7.6 | 7.4 | 7.6 | 7.9 | 8.0 | 7.8 | 7.5 | | | | | | |



- [] Ranking at each section and finish
- .-.- No data available at this section
- NA No data available