



Mackay QLD Professional

Race 1: LADBROKE IT! BENCHMARK 58 Handicap - 1800m



MACKAY TURF CLUB
Ooralea Racecourse

12 April 2024 - 13:42

Track Rating: Good 4, Weather: Overcast, Rail Position: True

Section													Overall	1600m	1400m	1200m	1000m	800m	600m	Last 600m
Field Times													1:51.80 (0:13.63)	1:38.17 (0:12.12)	1:26.05 (0:13.05)	1:13.00 (0:12.89)	1:00.11 (0:12.66)	0:47.45 (0:12.03)	0:35.42 (0:11.94)	0:35.42
Rank	TAB	Horse/Jockey	Barrier	Top Speed [km/h]	Fastest Section								Distance Travelled [m]							
1	1	PHOENIX FLYER Les Tilley	1	65.2 400m	0:11.30 400m	1:51.80 [1] (0:14.11)	1:37.69 [5] (0:12.44)	1:25.25 [6] (0:13.12)	1:12.13 [5] (0:12.80)	0:59.33 [6] (0:12.51)	0:46.82 [6] (0:12.02)	0:34.80 [6] (0:11.74)	0:34.80							
2	2	ROY'S ROAD Ashley Butler	2	64.0 400m	0:11.57 400m	1:51.95 [2] (0:13.95)	1:38.00 [4] (0:12.00)	1:26.00 [2] (0:13.10)	1:12.90 [2] (0:12.86)	1:00.04 [2] (0:12.55)	0:47.49 [2] (0:12.00)	0:35.49 [2] (0:11.86)	0:35.49	-2						
3	6	PROSPETTIVA Jackson Murphy	6	63.1 400m	0:11.62 400m	1:52.19 [3] (0:13.90)	1:38.29 [2] (0:12.32)	1:25.97 [3] (0:13.01)	1:12.96 [3] (0:12.86)	1:00.10 [3] (0:12.61)	0:47.49 [3] (0:12.05)	0:35.44 [3] (0:11.84)	0:35.44	-4						
4	8	MARSHY Scott Sheargold	8	64.0 400m	0:11.48 400m	1:52.42 [4] (0:14.44)	1:37.98 [7] (0:12.28)	1:25.70 [7] (0:13.24)	1:12.46 [7] (0:12.71)	0:59.75 [7] (0:12.56)	0:47.19 [7] (0:12.02)	0:35.17 [7] (0:11.69)	0:35.17	-4						
5	7	SHADOW PROJECT Justin Stanley	7	64.3 400m	0:11.48 400m	1:52.43 [5] (0:14.13)	1:38.30 [6] (0:12.41)	1:25.89 [5] (0:13.13)	1:12.76 [6] (0:12.70)	1:00.06 [4] (0:12.58)	0:47.48 [5] (0:11.99)	0:35.49 [5] (0:11.85)	0:35.49	-7						
6	5	ENTERPRISE PHOENIX Adrian Layt	5	64.1 400m	0:11.65 400m	1:52.57 [6] (0:13.95)	1:38.62 [3] (0:12.34)	1:26.28 [4] (0:13.21)	1:13.07 [4] (0:12.87)	1:00.20 [5] (0:12.48)	0:47.72 [4] (0:11.95)	0:35.77 [4] (0:11.92)	0:35.77	+3						
7	4	VANA STAR Adam Sewell	4	63.9 400m	0:11.52 400m	1:52.59 [7] (0:13.63)	1:38.96 [1] (0:12.12)	1:26.84 [1] (0:13.05)	1:13.79 [1] (0:12.89)	1:00.90 [1] (0:12.66)	0:48.24 [1] (0:12.03)	0:36.21 [1] (0:11.96)	0:36.21	-4						
8	3	FLYING ARION Warwick Satherley	3	62.6 600m	0:11.87 600m	1:53.70 [8] (0:14.57)	1:39.13 [8] (0:12.51)	1:26.62 [8] (0:13.15)	1:13.47 [8] (0:12.67)	1:00.80 [8] (0:12.49)	0:48.31 [8] (0:11.99)	0:36.32 [8] (0:11.87)	0:36.32	+3						

[] Ranking at each section and finish
 -:--:- No data available at this section
 NA No data available

SCN Saddle cloth number
 DNF Did not finish
 DNT Did not track



Mackay QLD Professional

Race 1: LADBROKE IT! BENCHMARK 58 Handicap - 1800m



MACKAY TURF CLUB
Ooralea Racecourse

12 April 2024 - 13:42

Track Rating: Good 4, Weather: Overcast, Rail Position: True

Section				400m	200m			Last 600m		
Field Times				0:23.48 (0:11.54)	0:11.94 (0:11.94)			0:35.42		
Rank	TAB	Horse/Jockey	Barrier	Top Speed [km/h]	Fastest Section	Margin				Distance Travelled [m]
1	1	PHOENIX FLYER Les Tilley	1	65.2 400m	0:11.30 400m	0:23.06 [5] (0:11.30)	0:11.76 [3] (0:11.76)	1:51.80	0:34.80	
2	2	ROY'S ROAD Ashley Butler	2	64.0 400m	0:11.57 400m	0:23.63 [1] (0:11.57)	0:12.06 [2] (0:12.06)	0.15L	0:35.49	-2
3	6	PROSPETTIVA Jackson Murphy	6	63.1 400m	0:11.62 400m	0:23.60 [3] (0:11.62)	0:11.98 [4] (0:11.98)	0.24L	0:35.44	-4
4	8	MARSHY Scott Sheargold	8	64.0 400m	0:11.48 400m	0:23.48 [7] (0:11.48)	0:12.00 [7] (0:12.00)	0.23L	0:35.17	-4
5	7	SHADOW PROJECT Justin Stanley	7	64.3 400m	0:11.48 400m	0:23.64 [6] (0:11.48)	0:12.16 [5] (0:12.16)	0.01L	0:35.49	-7
6	5	ENTERPRISE PHOENIX Adrian Layt	5	64.1 400m	0:11.65 400m	0:23.85 [4] (0:11.65)	0:12.20 [6] (0:12.20)	0.14L	0:35.77	+3
7	4	VANA STAR Adam Sewell	4	63.9 400m	0:11.52 400m	0:24.25 [2] (0:11.52)	0:12.73 [1] (0:12.73)	0.02L	0:36.21	-4
8	3	FLYING ARION Warwick Satherley	3	62.6 600m	0:11.87 600m	0:24.45 [8] (0:11.87)	0:12.58 [8] (0:12.58)	1.11L	0:36.32	+3



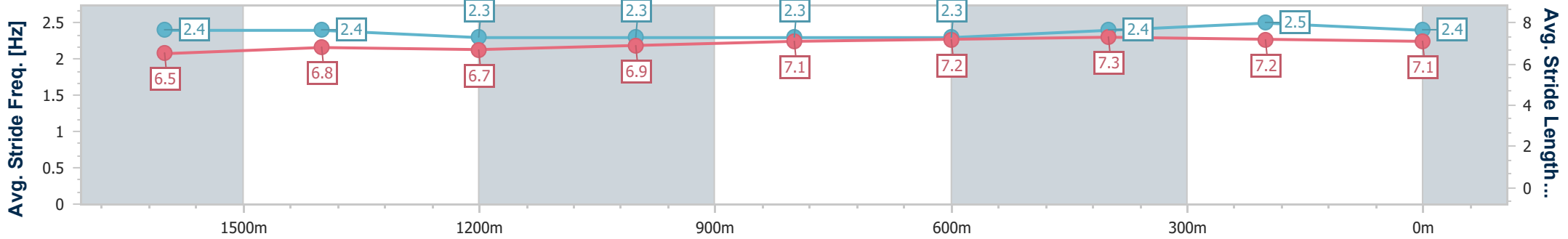
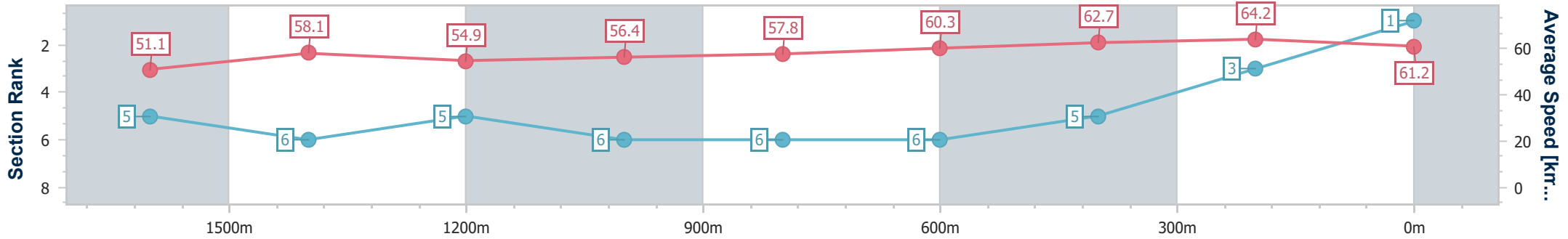
Horse/Jockey Name	Phoenix Flyer
Final Rank	1
Fastest Section Time (Section)	0:11.30 (400m)
Top Speed [km/h] (Section)	65.2 (400m)
Race State	Finished



Mackay QLD Professional
 Race 1: LADBROKE IT! BENCHMARK 58 Handicap - 1800m
 12 April 2024 - 13:42
 Track Rating: Good 4, Weather: Overcast, Rail Position: True



Section	Overall	1600m	1400m	1200m	1000m	800m	600m	400m	200m
Section Times	1:51.80 [1] (0:14.11)	1:37.69 [5] (0:12.44)	1:25.25 [6] (0:13.12)	1:12.13 [5] (0:12.80)	0:59.33 [6] (0:12.51)	0:46.82 [6] (0:12.02)	0:34.80 [6] (0:11.74)	0:23.06 [5] (0:11.30)	0:11.76 [3] (0:11.76)
Average Speed [km/h]	51.1	58.1	54.9	56.4	57.8	60.3	62.7	64.2	61.2
Top Speed [km/h]	61.5	61.1	56.6	57.1	58.6	62.0	64.0	65.2	64.3
Avg. Dist. to Rail [m]	7.3	1.6	0.5	1.0	1.7	2.4	2.8	4.4	4.6
Avg. Stride Freq. [Hz]	2.4	2.4	2.3	2.3	2.3	2.3	2.4	2.5	2.4
Avg. Stride Length [m]	6.5	6.8	6.7	6.9	7.1	7.2	7.3	7.2	7.1



- [] Ranking at each section and finish
- .-.- No data available at this section
- NA No data available



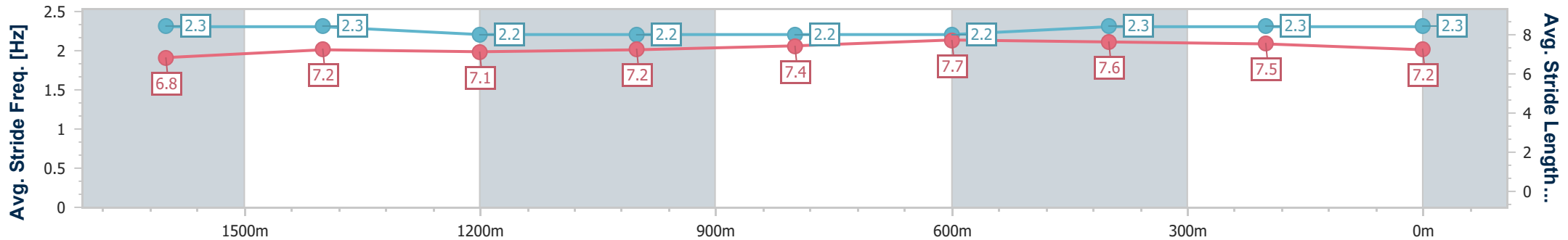
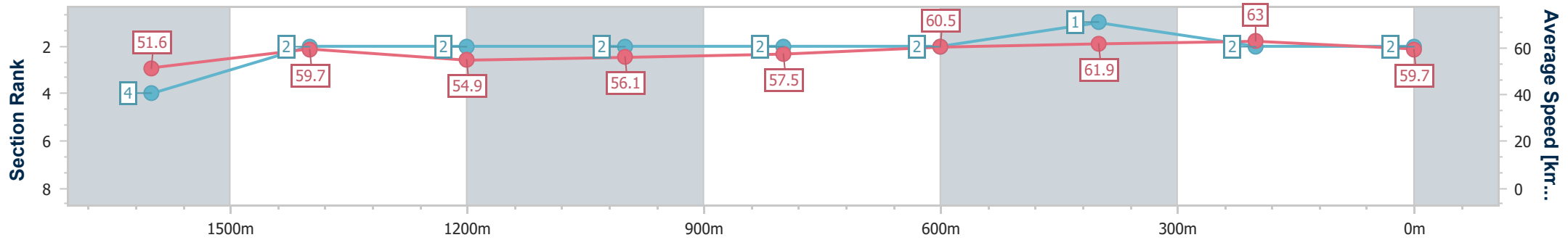
Horse/Jockey Name	Roy's Road
Final Rank	2
Fastest Section Time (Section)	0:11.57 (400m)
Top Speed [km/h] (Section)	64.0 (400m)
Race State	Finished



Mackay QLD Professional
 Race 1: LADBROKE IT! BENCHMARK 58 Handicap - 1800m
 12 April 2024 - 13:42
 Track Rating: Good 4, Weather: Overcast, Rail Position: True



Section	Overall	1600m	1400m	1200m	1000m	800m	600m	400m	200m
Section Times	1:51.95 [2] (0:13.95)	1:38.00 [4] (0:12.00)	1:26.00 [2] (0:13.10)	1:12.90 [2] (0:12.86)	1:00.04 [2] (0:12.55)	0:47.49 [2] (0:12.00)	0:35.49 [2] (0:11.86)	0:23.63 [1] (0:11.57)	0:12.06 [2] (0:12.06)
Average Speed [km/h]	51.6	59.7	54.9	56.1	57.5	60.5	61.9	63.0	59.7
Top Speed [km/h]	61.7	61.4	56.5	56.8	58.4	61.7	63.0	64.0	62.7
Avg. Dist. to Rail [m]	3.5	0.9	0.7	1.1	1.6	2.6	2.6	3.9	3.6
Avg. Stride Freq. [Hz]	2.3	2.3	2.2	2.2	2.2	2.2	2.3	2.3	2.3
Avg. Stride Length [m]	6.8	7.2	7.1	7.2	7.4	7.7	7.6	7.5	7.2



- [] Ranking at each section and finish
- .-.- No data available at this section
- NA No data available



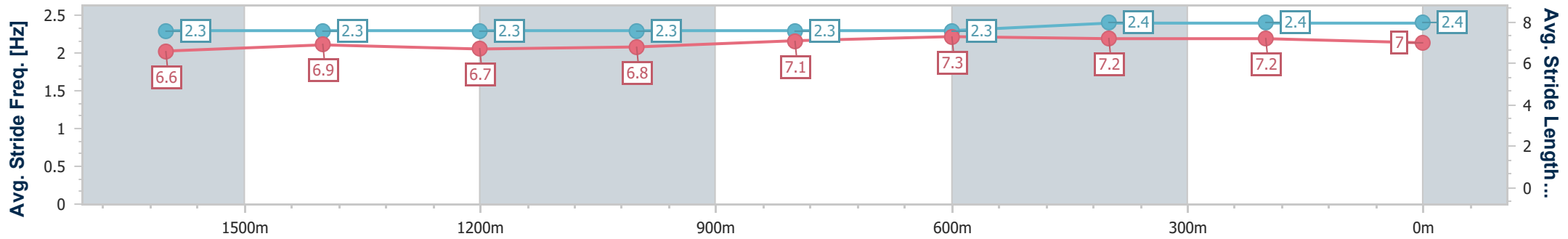
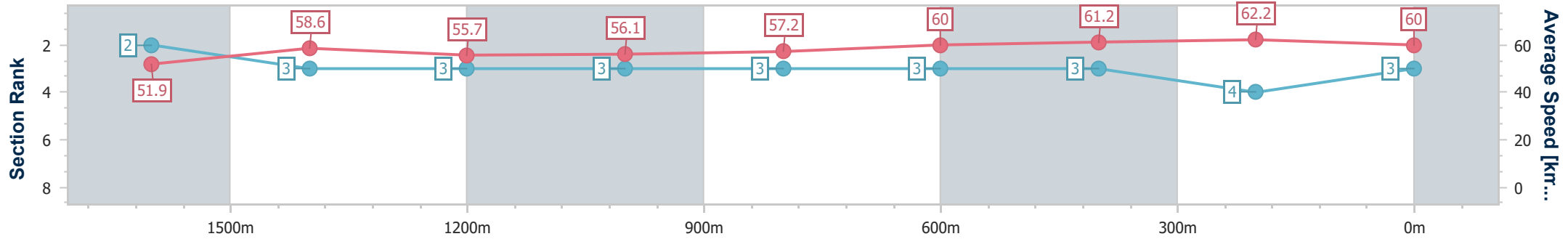
Horse/Jockey Name	Prospettiva
Final Rank	3
Fastest Section Time (Section)	0:11.62 (400m)
Top Speed [km/h] (Section)	63.1 (400m)
Race State	Finished



Mackay QLD Professional
 Race 1: LADBROKE IT! BENCHMARK 58 Handicap - 1800m
 12 April 2024 - 13:42
 Track Rating: Good 4, Weather: Overcast, Rail Position: True



Section	Overall	1600m	1400m	1200m	1000m	800m	600m	400m	200m
Section Times	1:52.19 [3] (0:13.90)	1:38.29 [2] (0:12.32)	1:25.97 [3] (0:13.01)	1:12.96 [3] (0:12.86)	1:00.10 [3] (0:12.61)	0:47.49 [3] (0:12.05)	0:35.44 [3] (0:11.84)	0:23.60 [3] (0:11.62)	0:11.98 [4] (0:11.98)
Average Speed [km/h]	51.9	58.6	55.7	56.1	57.2	60.0	61.2	62.2	60.0
Top Speed [km/h]	60.3	59.9	56.6	56.9	58.0	61.3	62.2	63.1	62.0
Avg. Dist. to Rail [m]	2.3	0.8	1.1	1.3	0.9	0.9	1.1	1.3	2.0
Avg. Stride Freq. [Hz]	2.3	2.3	2.3	2.3	2.3	2.3	2.4	2.4	2.4
Avg. Stride Length [m]	6.6	6.9	6.7	6.8	7.1	7.3	7.2	7.2	7.0



- [] Ranking at each section and finish
- .-.- No data available at this section
- NA No data available



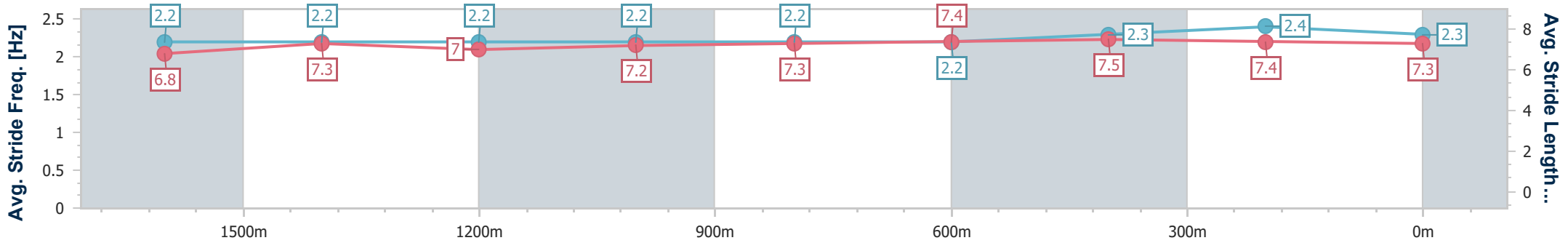
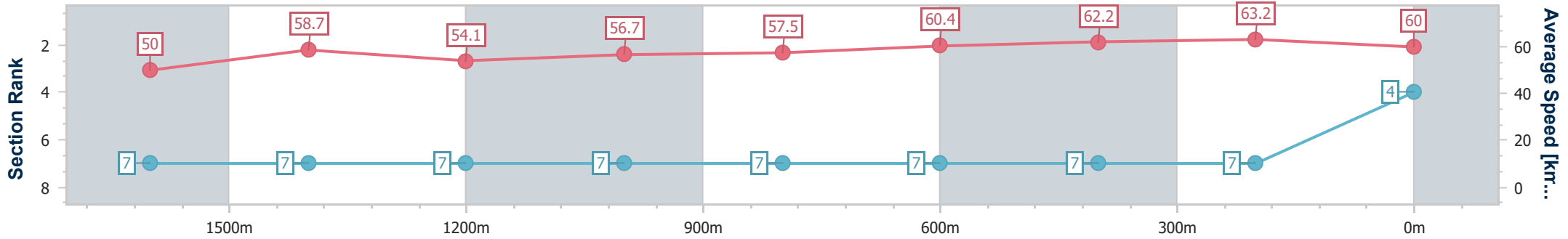
Horse/Jockey Name	Marshy
Final Rank	4
Fastest Section Time (Section)	0:11.48 (400m)
Top Speed [km/h] (Section)	64.0 (400m)
Race State	Finished



Mackay QLD Professional
 Race 1: LADBROKE IT! BENCHMARK 58 Handicap - 1800m
 12 April 2024 - 13:42
 Track Rating: Good 4, Weather: Overcast, Rail Position: True



Section	Overall	1600m	1400m	1200m	1000m	800m	600m	400m	200m
Section Times	1:52.42 [4] (0:14.44)	1:37.98 [7] (0:12.28)	1:25.70 [7] (0:13.24)	1:12.46 [7] (0:12.71)	0:59.75 [7] (0:12.56)	0:47.19 [7] (0:12.02)	0:35.17 [7] (0:11.69)	0:23.48 [7] (0:11.48)	0:12.00 [7] (0:12.00)
Average Speed [km/h]	50.0	58.7	54.1	56.7	57.5	60.4	62.2	63.2	60.0
Top Speed [km/h]	59.8	59.8	56.7	58.2	58.9	63.5	63.8	64.0	62.4
Avg. Dist. to Rail [m]	3.2	0.9	0.5	0.6	1.1	1.6	1.9	2.1	2.7
Avg. Stride Freq. [Hz]	2.2	2.2	2.2	2.2	2.2	2.2	2.3	2.4	2.3
Avg. Stride Length [m]	6.8	7.3	7.0	7.2	7.3	7.4	7.5	7.4	7.3



- [] Ranking at each section and finish
- .-.- No data available at this section
- NA No data available



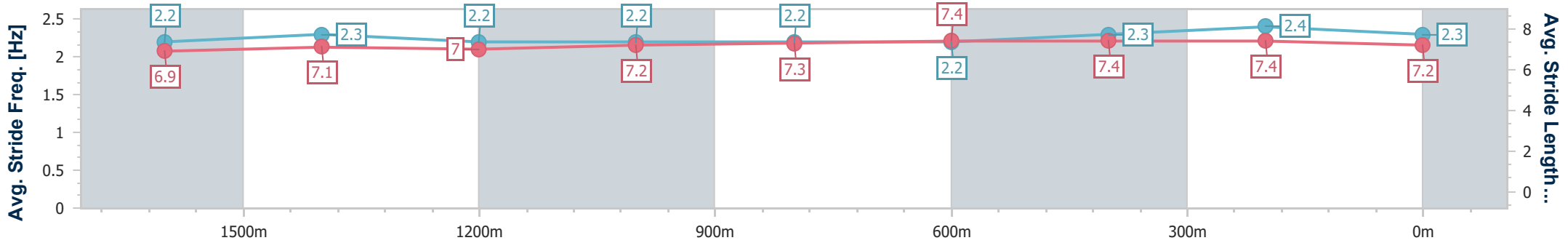
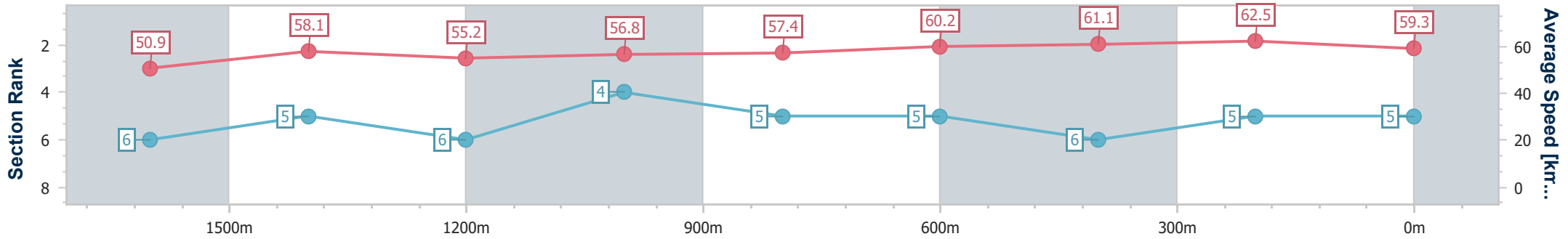
Horse/Jockey Name	Shadow Project
Final Rank	5
Fastest Section Time (Section)	0:11.48 (400m)
Top Speed [km/h] (Section)	64.3 (400m)
Race State	Finished



Mackay QLD Professional
 Race 1: LADBROKE IT! BENCHMARK 58 Handicap - 1800m
 12 April 2024 - 13:42
 Track Rating: Good 4, Weather: Overcast, Rail Position: True



Section	Overall	1600m	1400m	1200m	1000m	800m	600m	400m	200m
Section Times	1:52.43 [5] (0:14.13)	1:38.30 [6] (0:12.41)	1:25.89 [5] (0:13.13)	1:12.76 [6] (0:12.70)	1:00.06 [4] (0:12.58)	0:47.48 [5] (0:11.99)	0:35.49 [5] (0:11.85)	0:23.64 [6] (0:11.48)	0:12.16 [5] (0:12.16)
Average Speed [km/h]	50.9	58.1	55.2	56.8	57.4	60.2	61.1	62.5	59.3
Top Speed [km/h]	60.6	59.9	56.8	57.7	58.2	62.2	62.4	64.3	62.5
Avg. Dist. to Rail [m]	2.9	0.6	1.0	1.1	0.8	1.1	0.6	0.7	1.4
Avg. Stride Freq. [Hz]	2.2	2.3	2.2	2.2	2.2	2.2	2.3	2.4	2.3
Avg. Stride Length [m]	6.9	7.1	7.0	7.2	7.3	7.4	7.4	7.4	7.2



- [] Ranking at each section and finish
- .-.- No data available at this section
- NA No data available



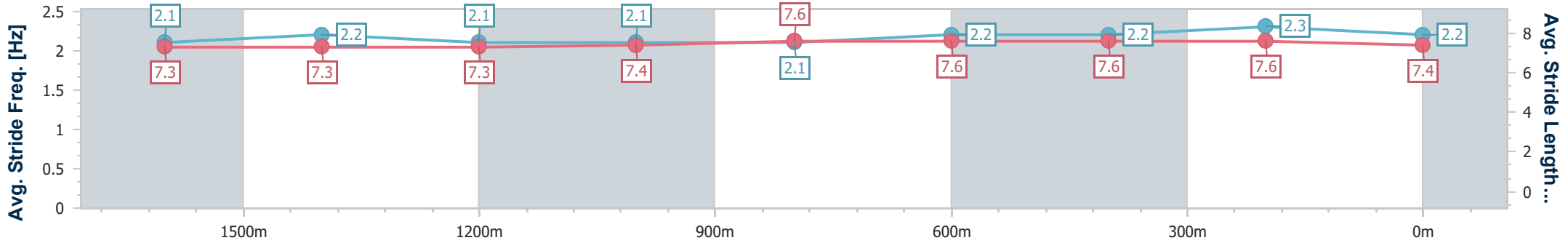
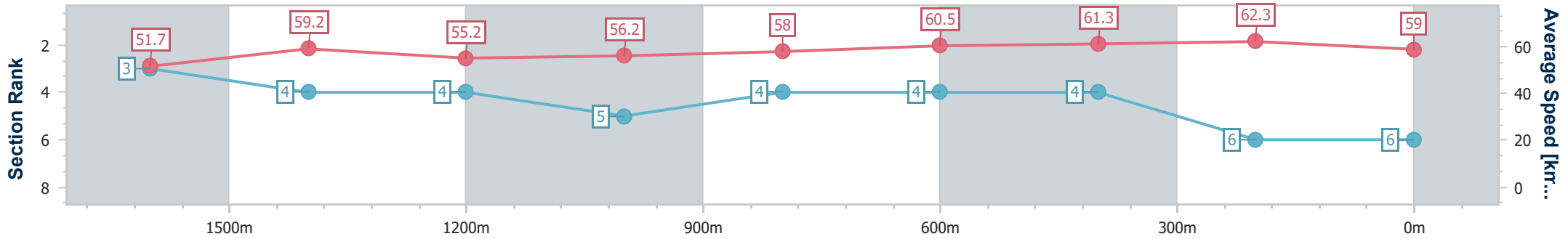
Horse/Jockey Name	Enterprise Phoenix
Final Rank	6
Fastest Section Time (Section)	0:11.65 (400m)
Top Speed [km/h] (Section)	64.1 (400m)
Race State	Finished



Mackay QLD Professional
 Race 1: LADBROKE IT! BENCHMARK 58 Handicap - 1800m
 12 April 2024 - 13:42
 Track Rating: Good 4, Weather: Overcast, Rail Position: True



Section	Overall	1600m	1400m	1200m	1000m	800m	600m	400m	200m
Section Times	1:52.57 [6] (0:13.95)	1:38.62 [3] (0:12.34)	1:26.28 [4] (0:13.21)	1:13.07 [4] (0:12.87)	1:00.20 [5] (0:12.48)	0:47.72 [4] (0:11.95)	0:35.77 [4] (0:11.92)	0:23.85 [4] (0:11.65)	0:12.20 [6] (0:12.20)
Average Speed [km/h]	51.7	59.2	55.2	56.2	58.0	60.5	61.3	62.3	59.0
Top Speed [km/h]	60.9	60.8	57.6	56.9	59.2	61.8	62.5	64.1	61.6
Avg. Dist. to Rail [m]	6.0	2.6	1.9	2.2	2.0	1.8	2.1	3.6	4.9
Avg. Stride Freq. [Hz]	2.1	2.2	2.1	2.1	2.1	2.2	2.2	2.3	2.2
Avg. Stride Length [m]	7.3	7.3	7.3	7.4	7.6	7.6	7.6	7.6	7.4



- [] Ranking at each section and finish
- .-.- No data available at this section
- NA No data available



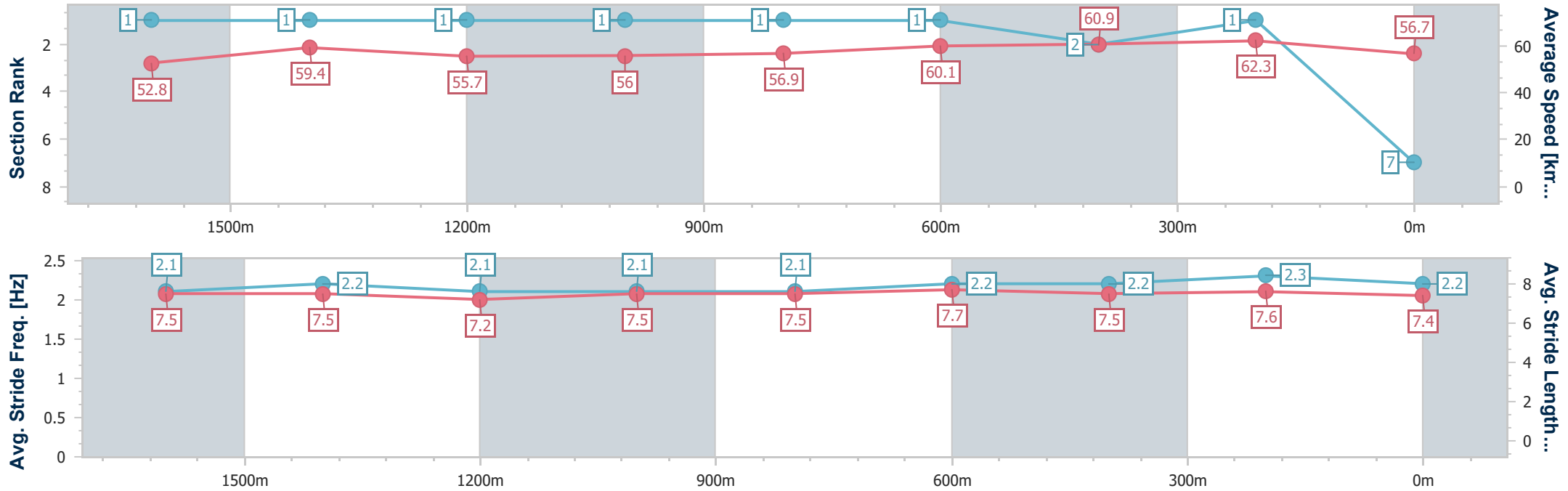
Horse/Jockey Name	Vana Star
Final Rank	7
Fastest Section Time (Section)	0:11.52 (400m)
Top Speed [km/h] (Section)	63.9 (400m)
Race State	Finished



Mackay QLD Professional
 Race 1: LADBROKE IT! BENCHMARK 58 Handicap - 1800m
 12 April 2024 - 13:42
 Track Rating: Good 4, Weather: Overcast, Rail Position: True



Section	Overall	1600m	1400m	1200m	1000m	800m	600m	400m	200m
Section Times	1:52.59 [7] (0:13.63)	1:38.96 [1] (0:12.12)	1:26.84 [1] (0:13.05)	1:13.79 [1] (0:12.89)	1:00.90 [1] (0:12.66)	0:48.24 [1] (0:12.03)	0:36.21 [1] (0:11.96)	0:24.25 [2] (0:11.52)	0:12.73 [1] (0:12.73)
Average Speed [km/h]	52.8	59.4	55.7	56.0	56.9	60.1	60.9	62.3	56.7
Top Speed [km/h]	61.4	61.2	56.8	57.2	58.1	61.4	61.9	63.9	61.4
Avg. Dist. to Rail [m]	3.8	0.8	1.3	1.4	0.8	0.7	1.6	0.5	0.4
Avg. Stride Freq. [Hz]	2.1	2.2	2.1	2.1	2.1	2.2	2.2	2.3	2.2
Avg. Stride Length [m]	7.5	7.5	7.2	7.5	7.5	7.7	7.5	7.6	7.4



- [] Ranking at each section and finish
- .-.- No data available at this section
- NA No data available



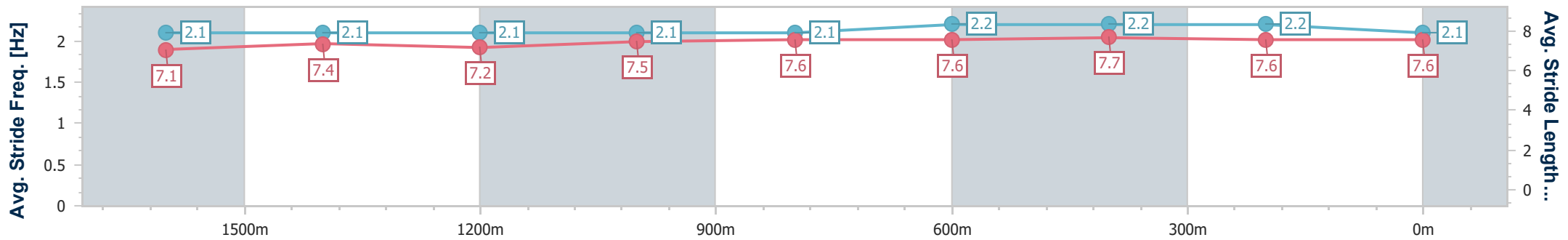
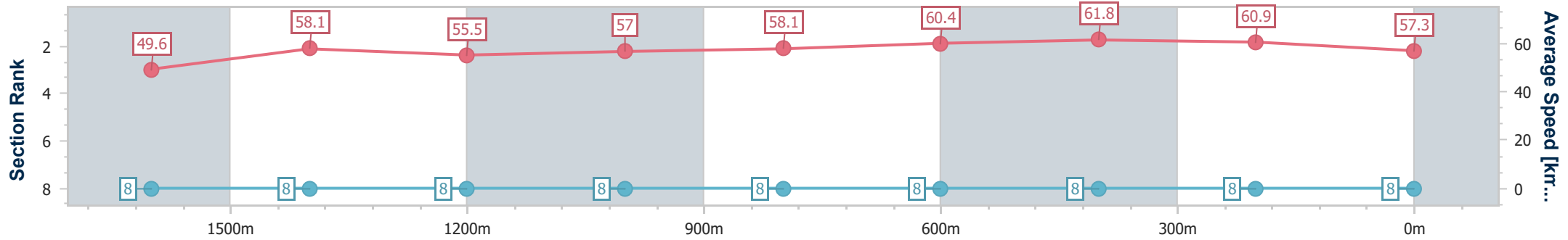
Horse/Jockey Name	Flying Arion
Final Rank	8
Fastest Section Time (Section)	0:11.87 (600m)
Top Speed [km/h] (Section)	62.6 (600m)
Race State	Finished



Mackay QLD Professional
 Race 1: LADBROKE IT! BENCHMARK 58 Handicap - 1800m
 12 April 2024 - 13:42
 Track Rating: Good 4, Weather: Overcast, Rail Position: True



Section	Overall	1600m	1400m	1200m	1000m	800m	600m	400m	200m
Section Times	1:53.70 [8] (0:14.57)	1:39.13 [8] (0:12.51)	1:26.62 [8] (0:13.15)	1:13.47 [8] (0:12.67)	1:00.80 [8] (0:12.49)	0:48.31 [8] (0:11.99)	0:36.32 [8] (0:11.87)	0:24.45 [8] (0:11.87)	0:12.58 [8] (0:12.58)
Average Speed [km/h]	49.6	58.1	55.5	57.0	58.1	60.4	61.8	60.9	57.3
Top Speed [km/h]	58.2	59.0	57.5	57.8	59.5	62.5	62.6	61.5	60.3
Avg. Dist. to Rail [m]	6.5	1.7	2.0	2.3	2.4	2.0	2.4	3.2	4.2
Avg. Stride Freq. [Hz]	2.1	2.1	2.1	2.1	2.1	2.2	2.2	2.2	2.1
Avg. Stride Length [m]	7.1	7.4	7.2	7.5	7.6	7.6	7.7	7.6	7.6



- [] Ranking at each section and finish
- .-.- No data available at this section
- NA No data available