



Mackay QLD Professional

Race 6: ON IT TRAINING OPEN Handicap - 1050m

12 April 2024 - 16:47



MACKAY TURF CLUB
Ooralea Racecourse

Track Rating: Good 4, Weather: Overcast, Rail Position: True

| Section | | | | | | | | | | | | | Last 600m | | | | | |
|-------------|-----|--|----------------------|----------------------|----------------------|---------------------------|---------------------------|---------------------------|---------------------------|---------------------------|---------------------------|---------|-----------|----|--|--|--------|------------------------|
| Field Times | | Overall | 1000m | 800m | 600m | 400m | 200m | | | | | | 0:33.46 | | | | | |
| | | 0:59.55 (0:04.25) | 0:55.30 (0:11.19) | 0:44.11 (0:10.65) | 0:33.46 (0:11.12) | 0:22.34 (0:10.83) | 0:11.51 (0:11.51) | | | | | | | | | | | |
| Rank | TAB | Horse/Jockey | Barrier | Top Speed [km/h] | Fastest Section | | | | | | | | | | | | Margin | Distance Travelled [m] |
| 1 | 5 | QUEEN ASSASSIN Justin Stanley | 5 | 69.3 800m | 0:04.36 Overall | 0:59.55 [1] (0:04.36) | 0:55.19 [3] (0:11.08) | 0:44.11 [1] (0:10.75) | 0:33.36 [3] (0:11.12) | 0:22.24 [4] (0:10.77) | 0:11.47 [2] (0:11.47) | 0:59.55 | 0:33.36 | | | | | |
| 2 | 6 | CAPTAIN FOX Chris Whiteley | 6 | 69.6 800m | 0:04.25 Overall | 0:59.72 [2] (0:04.25) | 0:55.47 [1] (0:11.33) | 0:44.14 [3] (0:10.57) | 0:33.57 [2] (0:11.06) | 0:22.51 [1] (0:10.83) | 0:11.68 [1] (0:11.68) | 0.99L | 0:33.57 | +2 | | | | |
| 3 | 4 | COURTESY BUS Sean Cormack | 4 | 68.9 800m | 0:04.36 Overall | 0:59.78 [3] (0:04.36) | 0:55.42 [4] (0:11.29) | 0:44.13 [4] (0:10.68) | 0:33.45 [4] (0:10.97) | 0:22.48 [3] (0:10.96) | 0:11.52 [3] (0:11.52) | 1.35L | 0:33.45 | +0 | | | | |
| 4 | 10 | ANTAGONISER Luke Tarrant | 10 | 68.9 800m | 0:04.61 Overall | 1:00.18 [4] (0:04.61) | 0:55.57 [10] (0:11.33) | 0:44.24 [7] (0:10.73) | 0:33.51 [7] (0:10.91) | 0:22.60 [5] (0:10.91) | 0:11.69 [5] (0:11.69) | 3.71L | 0:33.51 | -6 | | | | |
| 5 | 2 | KALASHNIKOV Emma Bell | 2 | 68.7 800m | 0:04.31 Overall | 1:00.32 [5] (0:04.31) | 0:56.01 [2] (0:11.19) | 0:44.82 [2] (0:10.59) | 0:34.23 [1] (0:11.16) | 0:23.07 [2] (0:11.09) | 0:11.98 [4] (0:11.98) | 4.52L | 0:34.23 | +3 | | | | |
| 6 | 8 | THISLAND IS MYLAND Les Tilley | 8 | 69.9 800m | 0:04.46 Overall | 1:00.42 [6] (0:04.46) | 0:55.96 [8] (0:11.70) | 0:44.26 [9] (0:10.59) | 0:33.67 [8] (0:11.07) | 0:22.60 [8] (0:10.94) | 0:11.66 [7] (0:11.66) | 5.1L | 0:33.67 | +3 | | | | |
| 7 | 9 | MEDIA EMPIRE Warwick Satherley | 9 | 69.2 800m | 0:04.43 Overall | 1:00.46 [7] (0:04.43) | 0:56.03 [6] (0:11.47) | 0:44.56 [6] (0:10.67) | 0:33.89 [6] (0:11.08) | 0:22.81 [7] (0:11.02) | 0:11.79 [6] (0:11.79) | 5.33L | 0:33.89 | +6 | | | | |
| 8 | 7 | EXETER Jackson Murphy | 7 | 69.6 800m | 0:04.43 Overall | 1:00.58 [8] (0:04.43) | 0:56.15 [6] (0:11.69) | 0:44.46 [8] (0:10.69) | 0:33.77 [9] (0:11.08) | 0:22.69 [9] (0:10.94) | 0:11.75 [9] (0:11.75) | 6.02L | 0:33.77 | +1 | | | | |
| 9 | 11 | TORQUE SENSATION Melea Castle | 11 | 68.3 800m | 0:04.43 Overall | 1:00.72 [9] (0:04.43) | 0:56.29 [5] (0:11.32) | 0:44.97 [5] (0:10.77) | 0:34.20 [5] (0:11.12) | 0:23.08 [6] (0:11.12) | 0:11.96 [7] (0:11.96) | 6.84L | 0:34.20 | +6 | | | | |
| 10 | 3 | CABALO ESCURO Adam Sewell | 3 | 68.9 800m | 0:04.56 Overall | 1:00.83 [10] (0:04.56) | 0:56.27 [9] (0:11.61) | 0:44.66 [10] (0:10.67) | 0:33.99 [10] (0:11.06) | 0:22.93 [10] (0:11.04) | 0:11.89 [10] (0:11.89) | 7.5L | 0:33.99 | -1 | | | | |

Scratched: Flying Shamus (#12), Namazu (#1)

[] Ranking at each section and finish
 -:-:- No data available at this section
 NA No data available

SCN Saddle cloth number
 DNF Did not finish
 DNT Did not track



| | |
|--------------------------------|-------------------|
| Horse/Jockey Name | Queen Assassin |
| Final Rank | 1 |
| Fastest Section Time (Section) | 0:04.36 (Overall) |
| Top Speed [km/h] (Section) | 69.3 (800m) |
| Race State | Finished |



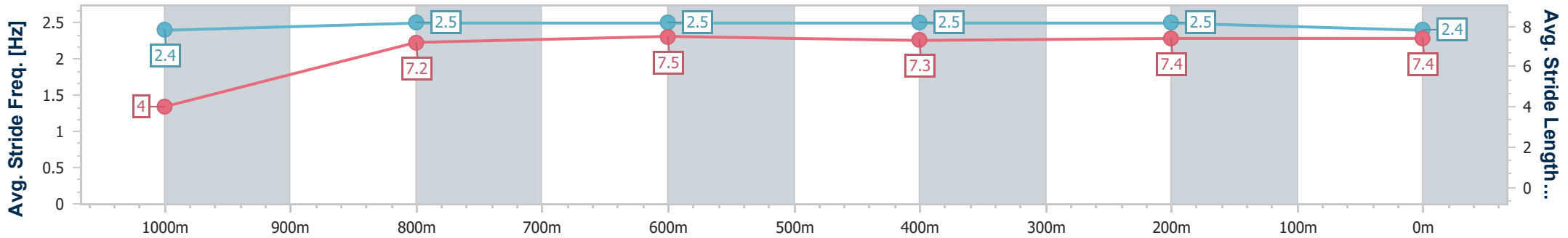
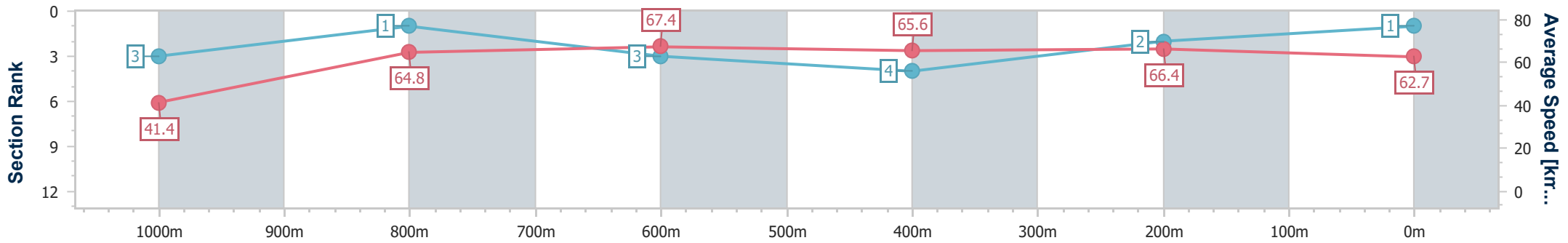
Mackay QLD Professional
Race 6: ON IT TRAINING OPEN Handicap - 1050m



12 April 2024 - 16:47

Track Rating: Good 4, Weather: Overcast, Rail Position: True

| Section | Overall | 1000m | 800m | 600m | 400m | 200m |
|------------------------|--------------------------|--------------------------|--------------------------|--------------------------|--------------------------|--------------------------|
| Section Times | 0:59.55 [1] (0:04.36) | 0:55.19 [3] (0:11.08) | 0:44.11 [1] (0:10.75) | 0:33.36 [3] (0:11.12) | 0:22.24 [4] (0:10.77) | 0:11.47 [2] (0:11.47) |
| Average Speed [km/h] | 41.4 | 64.8 | 67.4 | 65.6 | 66.4 | 62.7 |
| Top Speed [km/h] | 57.4 | 67.7 | 69.3 | 66.6 | 67.8 | 67.0 |
| Avg. Dist. to Rail [m] | 1.8 | 0.5 | 1.7 | 1.6 | 1.3 | 0.4 |
| Avg. Stride Freq. [Hz] | 2.4 | 2.5 | 2.5 | 2.5 | 2.5 | 2.4 |
| Avg. Stride Length [m] | 4.0 | 7.2 | 7.5 | 7.3 | 7.4 | 7.4 |



- [] Ranking at each section and finish
- .-.- No data available at this section
- NA No data available



| | |
|--------------------------------|-------------------|
| Horse/Jockey Name | Captain Fox |
| Final Rank | 2 |
| Fastest Section Time (Section) | 0:04.25 (Overall) |
| Top Speed [km/h] (Section) | 69.6 (800m) |
| Race State | Finished |



Mackay QLD Professional

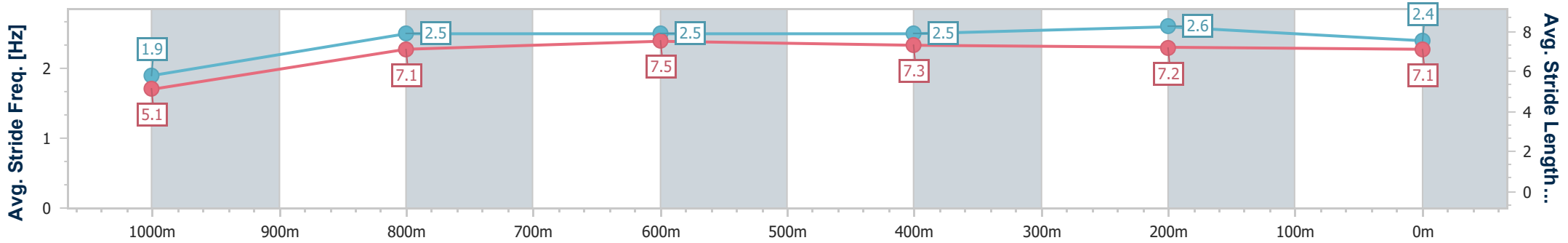
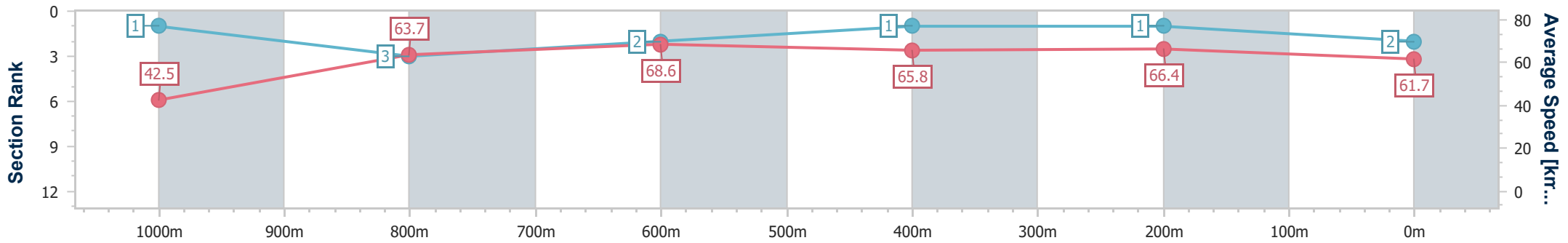
Race 6: ON IT TRAINING OPEN Handicap - 1050m

12 April 2024 - 16:47

Track Rating: Good 4, Weather: Overcast, Rail Position: True



| Section | Overall | 1000m | 800m | 600m | 400m | 200m |
|------------------------|--------------------------|--------------------------|--------------------------|--------------------------|--------------------------|--------------------------|
| Section Times | 0:59.72 [2] (0:04.25) | 0:55.47 [1] (0:11.33) | 0:44.14 [3] (0:10.57) | 0:33.57 [2] (0:11.06) | 0:22.51 [1] (0:10.83) | 0:11.68 [1] (0:11.68) |
| Average Speed [km/h] | 42.5 | 63.7 | 68.6 | 65.8 | 66.4 | 61.7 |
| Top Speed [km/h] | 53.8 | 67.5 | 69.6 | 67.2 | 68.0 | 65.8 |
| Avg. Dist. to Rail [m] | 1.4 | 1.8 | 1.5 | 1.3 | 0.8 | 1.0 |
| Avg. Stride Freq. [Hz] | 1.9 | 2.5 | 2.5 | 2.5 | 2.6 | 2.4 |
| Avg. Stride Length [m] | 5.1 | 7.1 | 7.5 | 7.3 | 7.2 | 7.1 |



- [] Ranking at each section and finish
- .-.- No data available at this section
- NA No data available



| | |
|--------------------------------|-------------------|
| Horse/Jockey Name | Courtesy Bus |
| Final Rank | 3 |
| Fastest Section Time (Section) | 0:04.36 (Overall) |
| Top Speed [km/h] (Section) | 68.9 (800m) |
| Race State | Finished |



Mackay QLD Professional

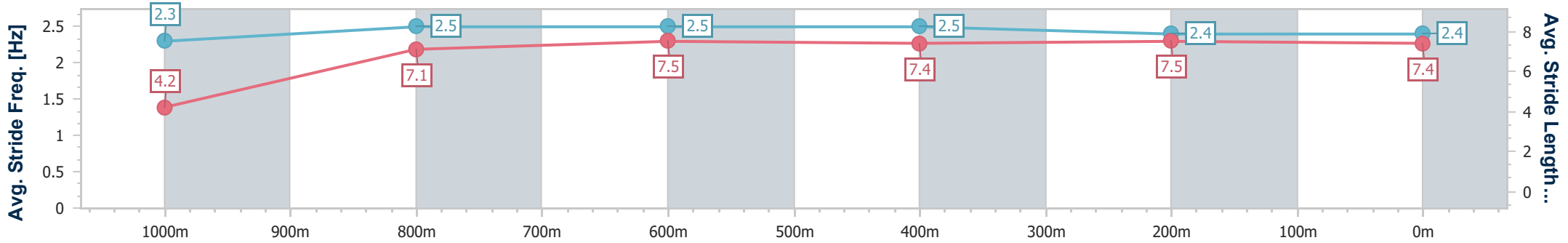
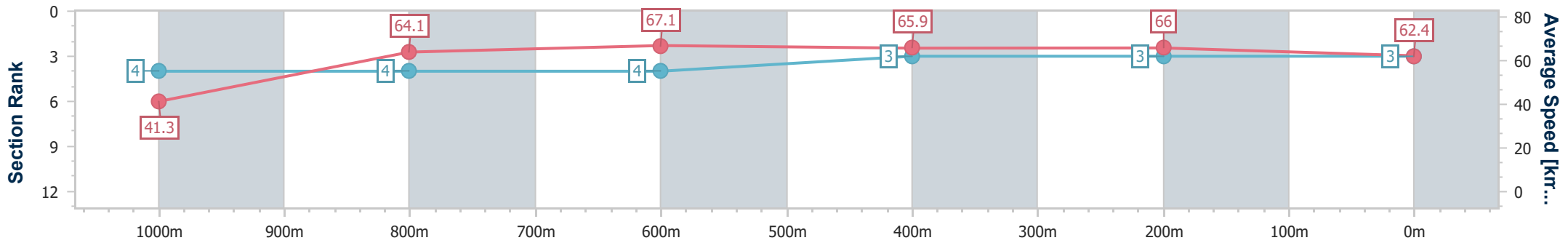
Race 6: ON IT TRAINING OPEN Handicap - 1050m

12 April 2024 - 16:47

Track Rating: Good 4, Weather: Overcast, Rail Position: True



| Section | Overall | 1000m | 800m | 600m | 400m | 200m |
|------------------------|--------------------------|--------------------------|--------------------------|--------------------------|--------------------------|--------------------------|
| Section Times | 0:59.78 [3] (0:04.36) | 0:55.42 [4] (0:11.29) | 0:44.13 [4] (0:10.68) | 0:33.45 [4] (0:10.97) | 0:22.48 [3] (0:10.96) | 0:11.52 [3] (0:11.52) |
| Average Speed [km/h] | 41.3 | 64.1 | 67.1 | 65.9 | 66.0 | 62.4 |
| Top Speed [km/h] | 54.1 | 67.2 | 68.9 | 66.8 | 66.7 | 65.4 |
| Avg. Dist. to Rail [m] | 3.8 | 0.5 | 0.4 | 0.4 | 1.8 | 3.5 |
| Avg. Stride Freq. [Hz] | 2.3 | 2.5 | 2.5 | 2.5 | 2.4 | 2.4 |
| Avg. Stride Length [m] | 4.2 | 7.1 | 7.5 | 7.4 | 7.5 | 7.4 |



- [] Ranking at each section and finish
- .-.- No data available at this section
- NA No data available



| | |
|--------------------------------|-------------------|
| Horse/Jockey Name | Antagoniser |
| Final Rank | 4 |
| Fastest Section Time (Section) | 0:04.61 (Overall) |
| Top Speed [km/h] (Section) | 68.9 (800m) |
| Race State | Finished |



Mackay QLD Professional

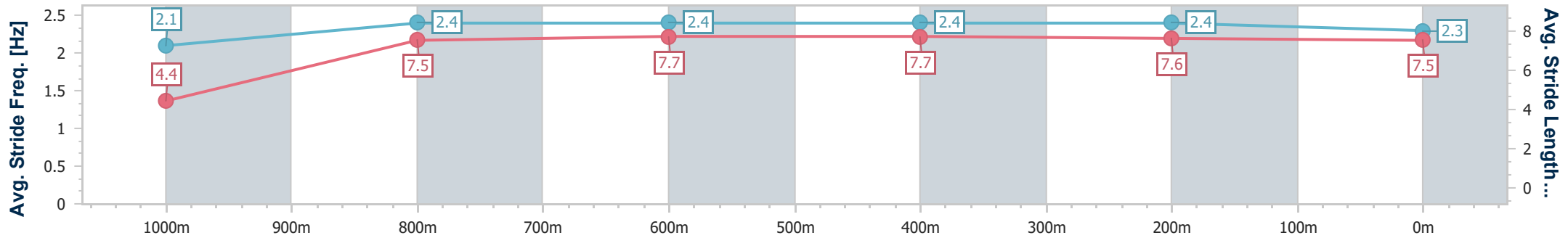
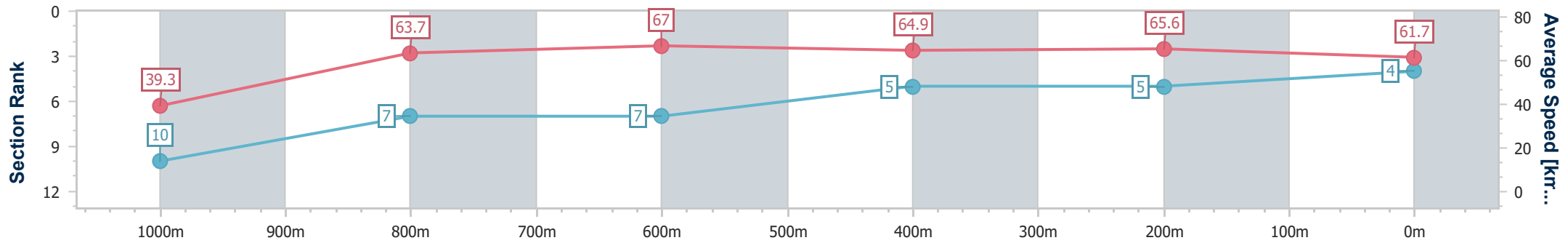
Race 6: ON IT TRAINING OPEN Handicap - 1050m

12 April 2024 - 16:47

Track Rating: Good 4, Weather: Overcast, Rail Position: True



| Section | Overall | 1000m | 800m | 600m | 400m | 200m |
|------------------------|--------------------------|---------------------------|--------------------------|--------------------------|--------------------------|--------------------------|
| Section Times | 1:00.18 [4] (0:04.61) | 0:55.57 [10] (0:11.33) | 0:44.24 [7] (0:10.73) | 0:33.51 [7] (0:10.91) | 0:22.60 [5] (0:10.91) | 0:11.69 [5] (0:11.69) |
| Average Speed [km/h] | 39.3 | 63.7 | 67.0 | 64.9 | 65.6 | 61.7 |
| Top Speed [km/h] | 54.8 | 66.8 | 68.9 | 66.8 | 66.8 | 64.8 |
| Avg. Dist. to Rail [m] | 0.5 | 0.8 | 0.5 | 2.2 | 1.1 | 1.2 |
| Avg. Stride Freq. [Hz] | 2.1 | 2.4 | 2.4 | 2.4 | 2.4 | 2.3 |
| Avg. Stride Length [m] | 4.4 | 7.5 | 7.7 | 7.7 | 7.6 | 7.5 |



- [] Ranking at each section and finish
- .-.- No data available at this section
- NA No data available



| | |
|--------------------------------|-------------------|
| Horse/Jockey Name | Kalashnikov |
| Final Rank | 5 |
| Fastest Section Time (Section) | 0:04.31 (Overall) |
| Top Speed [km/h] (Section) | 68.7 (800m) |
| Race State | Finished |



Mackay QLD Professional

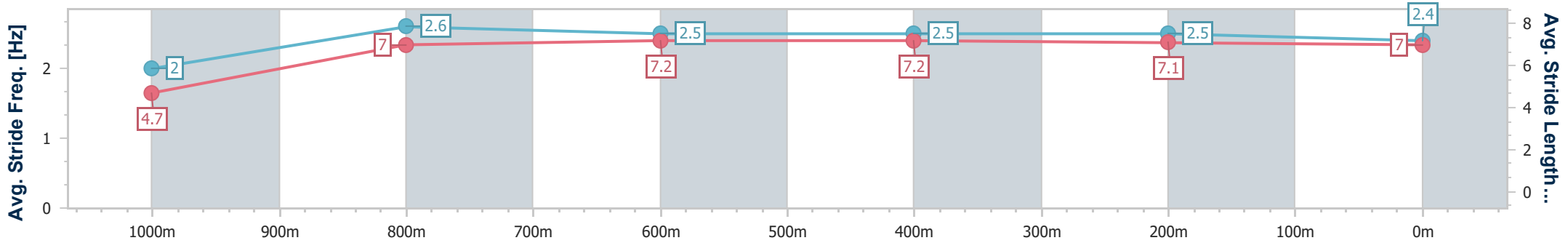
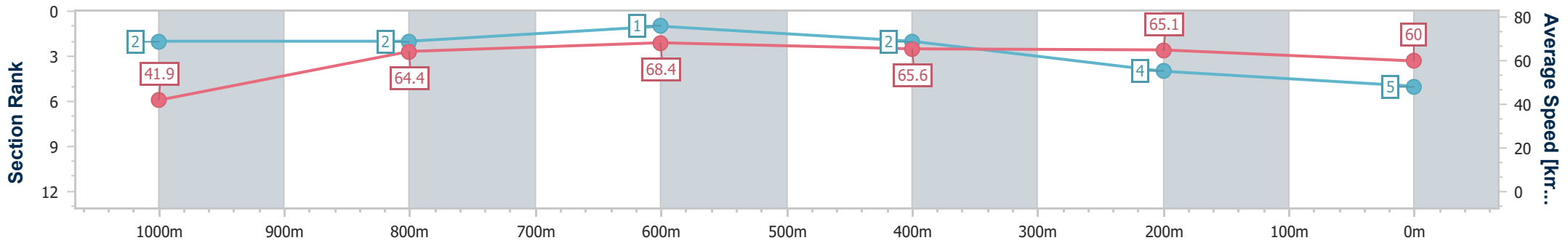
Race 6: ON IT TRAINING OPEN Handicap - 1050m

12 April 2024 - 16:47

Track Rating: Good 4, Weather: Overcast, Rail Position: True



| Section | Overall | 1000m | 800m | 600m | 400m | 200m |
|------------------------|--------------------------|--------------------------|--------------------------|--------------------------|--------------------------|--------------------------|
| Section Times | 1:00.32 [5] (0:04.31) | 0:56.01 [2] (0:11.19) | 0:44.82 [2] (0:10.59) | 0:34.23 [1] (0:11.16) | 0:23.07 [2] (0:11.09) | 0:11.98 [4] (0:11.98) |
| Average Speed [km/h] | 41.9 | 64.4 | 68.4 | 65.6 | 65.1 | 60.0 |
| Top Speed [km/h] | 54.4 | 68.0 | 68.7 | 66.2 | 65.8 | 64.1 |
| Avg. Dist. to Rail [m] | 2.9 | 2.1 | 1.1 | 2.4 | 1.8 | 3.6 |
| Avg. Stride Freq. [Hz] | 2.0 | 2.6 | 2.5 | 2.5 | 2.5 | 2.4 |
| Avg. Stride Length [m] | 4.7 | 7.0 | 7.2 | 7.2 | 7.1 | 7.0 |



- [] Ranking at each section and finish
- .-.- No data available at this section
- NA No data available



| | |
|--------------------------------|--------------------|
| Horse/Jockey Name | Thisland Is Myland |
| Final Rank | 6 |
| Fastest Section Time (Section) | 0:04.46 (Overall) |
| Top Speed [km/h] (Section) | 69.9 (800m) |
| Race State | Finished |



Mackay QLD Professional

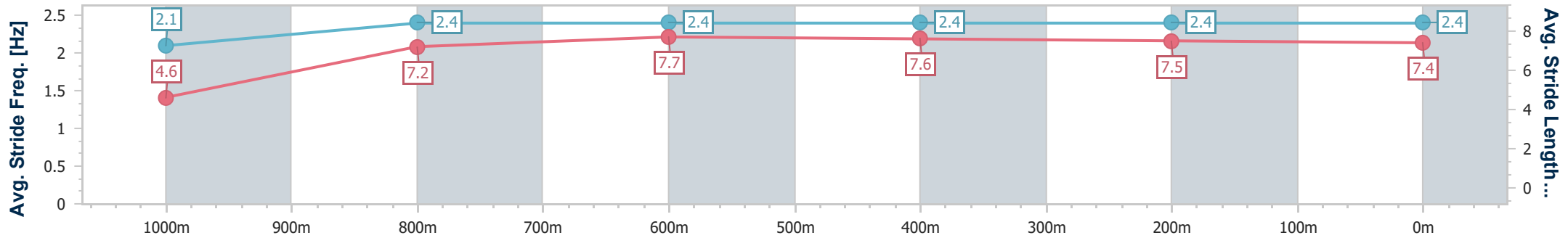
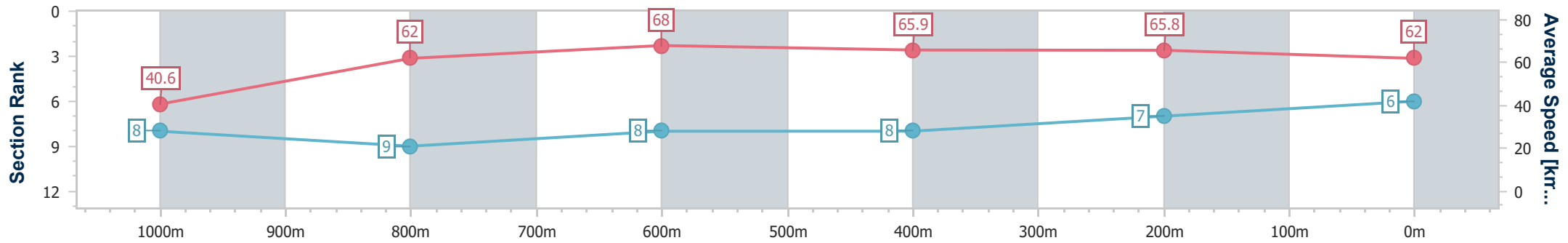
Race 6: ON IT TRAINING OPEN Handicap - 1050m

12 April 2024 - 16:47

Track Rating: Good 4, Weather: Overcast, Rail Position: True



| Section | Overall | 1000m | 800m | 600m | 400m | 200m |
|------------------------|--------------------------|--------------------------|--------------------------|--------------------------|--------------------------|-------------|
| Section Times | 1:00.42 [6] (0:04.46) | 0:55.96 [8] (0:11.70) | 0:44.26 [9] (0:10.59) | 0:33.67 [8] (0:11.07) | 0:22.60 [8] (0:10.94) | 0:11.66 [7] |
| Average Speed [km/h] | 40.6 | 62.0 | 68.0 | 65.9 | 65.8 | 62.0 |
| Top Speed [km/h] | 52.6 | 66.3 | 69.9 | 68.6 | 67.0 | 65.7 |
| Avg. Dist. to Rail [m] | 5.2 | 3.8 | 1.3 | 1.5 | 4.4 | 6.6 |
| Avg. Stride Freq. [Hz] | 2.1 | 2.4 | 2.4 | 2.4 | 2.4 | 2.4 |
| Avg. Stride Length [m] | 4.6 | 7.2 | 7.7 | 7.6 | 7.5 | 7.4 |



- [] Ranking at each section and finish
- .-.- No data available at this section
- NA No data available



| | |
|--------------------------------|-------------------|
| Horse/Jockey Name | Media Empire |
| Final Rank | 7 |
| Fastest Section Time (Section) | 0:04.43 (Overall) |
| Top Speed [km/h] (Section) | 69.2 (800m) |
| Race State | Finished |



Mackay QLD Professional

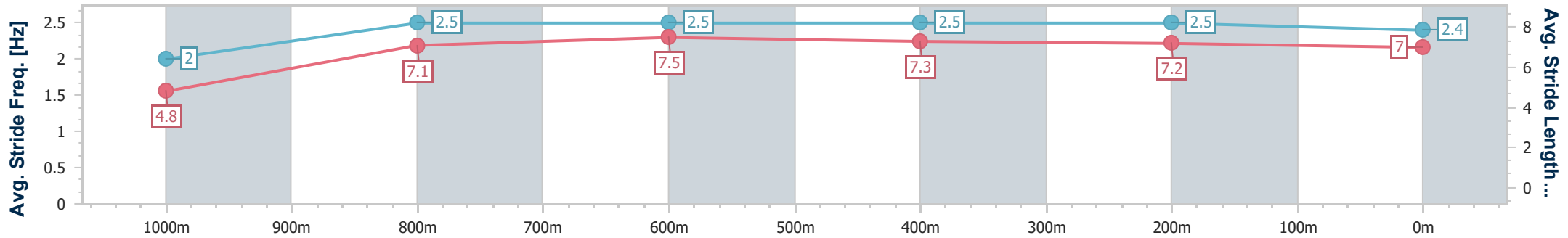
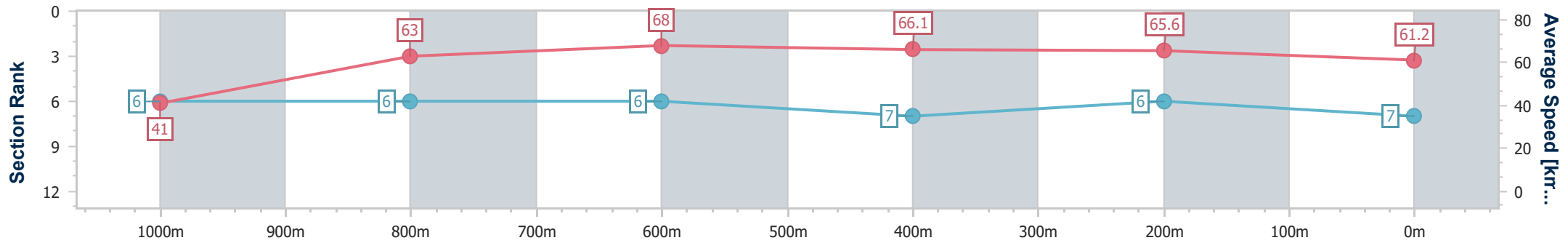
Race 6: ON IT TRAINING OPEN Handicap - 1050m

12 April 2024 - 16:47

Track Rating: Good 4, Weather: Overcast, Rail Position: True



| Section | Overall | 1000m | 800m | 600m | 400m | 200m |
|------------------------|--------------------------|--------------------------|--------------------------|--------------------------|--------------------------|--------------------------|
| Section Times | 1:00.46 [7] (0:04.43) | 0:56.03 [6] (0:11.47) | 0:44.56 [6] (0:10.67) | 0:33.89 [6] (0:11.08) | 0:22.81 [7] (0:11.02) | 0:11.79 [6] (0:11.79) |
| Average Speed [km/h] | 41.0 | 63.0 | 68.0 | 66.1 | 65.6 | 61.2 |
| Top Speed [km/h] | 53.6 | 66.7 | 69.2 | 67.1 | 66.3 | 64.8 |
| Avg. Dist. to Rail [m] | 3.4 | 3.6 | 2.2 | 2.3 | 4.1 | 4.9 |
| Avg. Stride Freq. [Hz] | 2.0 | 2.5 | 2.5 | 2.5 | 2.5 | 2.4 |
| Avg. Stride Length [m] | 4.8 | 7.1 | 7.5 | 7.3 | 7.2 | 7.0 |



- [] Ranking at each section and finish
- .-.- No data available at this section
- NA No data available



| | |
|--------------------------------|-------------------|
| Horse/Jockey Name | Exeter |
| Final Rank | 8 |
| Fastest Section Time (Section) | 0:04.43 (Overall) |
| Top Speed [km/h] (Section) | 69.6 (800m) |
| Race State | Finished |



Mackay QLD Professional

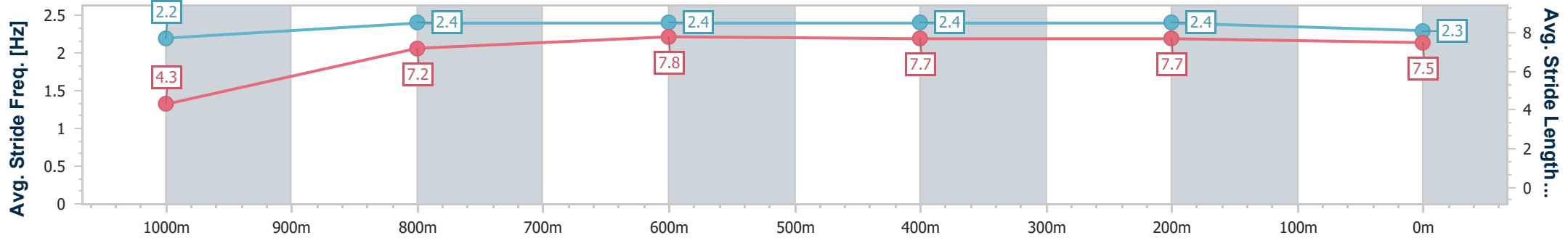
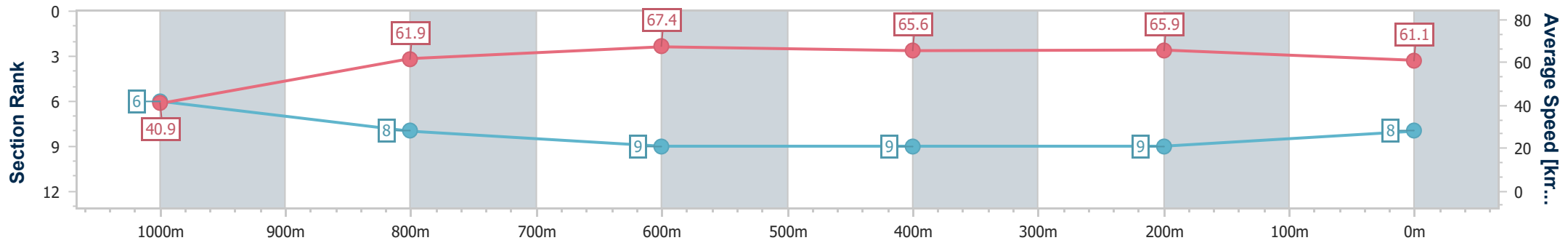
Race 6: ON IT TRAINING OPEN Handicap - 1050m

12 April 2024 - 16:47

Track Rating: Good 4, Weather: Overcast, Rail Position: True



| Section | Overall | 1000m | 800m | 600m | 400m | 200m |
|------------------------|--------------------------|--------------------------|--------------------------|--------------------------|--------------------------|-------------|
| Section Times | 1:00.58 [8] (0:04.43) | 0:56.15 [6] (0:11.69) | 0:44.46 [8] (0:10.69) | 0:33.77 [9] (0:11.08) | 0:22.69 [9] (0:10.94) | 0:11.75 [9] |
| Average Speed [km/h] | 40.9 | 61.9 | 67.4 | 65.6 | 65.9 | 61.1 |
| Top Speed [km/h] | 54.4 | 66.6 | 69.6 | 67.4 | 67.1 | 65.7 |
| Avg. Dist. to Rail [m] | 1.7 | 1.6 | 0.8 | 0.9 | 1.8 | 2.1 |
| Avg. Stride Freq. [Hz] | 2.2 | 2.4 | 2.4 | 2.4 | 2.4 | 2.3 |
| Avg. Stride Length [m] | 4.3 | 7.2 | 7.8 | 7.7 | 7.7 | 7.5 |



- [] Ranking at each section and finish
- .-.- No data available at this section
- NA No data available



| | |
|--------------------------------|-------------------|
| Horse/Jockey Name | Torque Sensation |
| Final Rank | 9 |
| Fastest Section Time (Section) | 0:04.43 (Overall) |
| Top Speed [km/h] (Section) | 68.3 (800m) |
| Race State | Finished |



Mackay QLD Professional

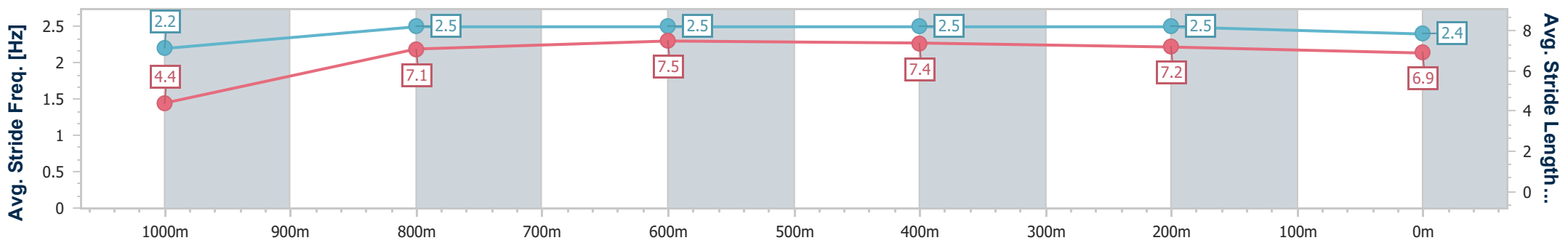
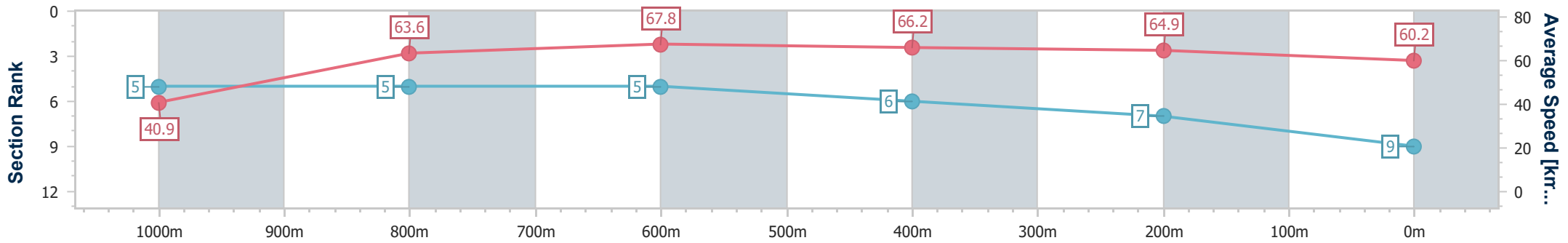
Race 6: ON IT TRAINING OPEN Handicap - 1050m

12 April 2024 - 16:47

Track Rating: Good 4, Weather: Overcast, Rail Position: True



| Section | Overall | 1000m | 800m | 600m | 400m | 200m |
|------------------------|--------------------------|--------------------------|--------------------------|--------------------------|--------------------------|-------------|
| Section Times | 1:00.72 [9] (0:04.43) | 0:56.29 [5] (0:11.32) | 0:44.97 [5] (0:10.77) | 0:34.20 [5] (0:11.12) | 0:23.08 [6] (0:11.12) | 0:11.96 [7] |
| Average Speed [km/h] | 40.9 | 63.6 | 67.8 | 66.2 | 64.9 | 60.2 |
| Top Speed [km/h] | 54.5 | 67.5 | 68.3 | 67.4 | 66.8 | 63.3 |
| Avg. Dist. to Rail [m] | 1.6 | 0.5 | 3.0 | 3.0 | 3.7 | 3.5 |
| Avg. Stride Freq. [Hz] | 2.2 | 2.5 | 2.5 | 2.5 | 2.5 | 2.4 |
| Avg. Stride Length [m] | 4.4 | 7.1 | 7.5 | 7.4 | 7.2 | 6.9 |



- [] Ranking at each section and finish
- .-.- No data available at this section
- NA No data available



| | |
|--------------------------------|-------------------|
| Horse/Jockey Name | Cabalo Escuro |
| Final Rank | 10 |
| Fastest Section Time (Section) | 0:04.56 (Overall) |
| Top Speed [km/h] (Section) | 68.9 (800m) |
| Race State | Finished |



Mackay QLD Professional

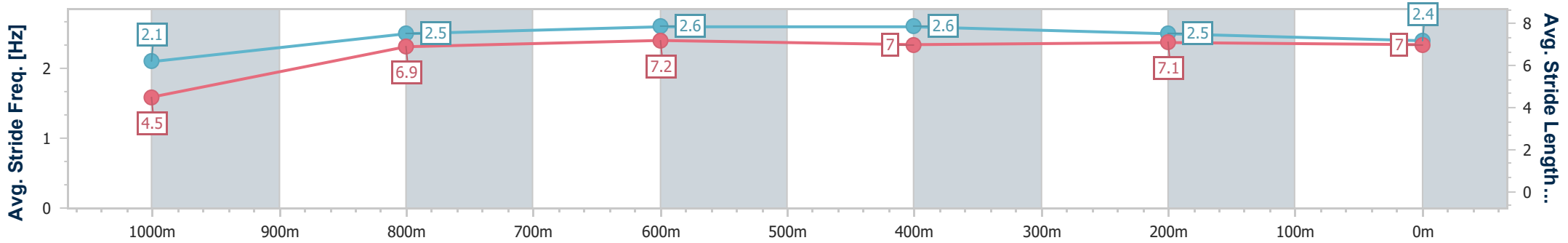
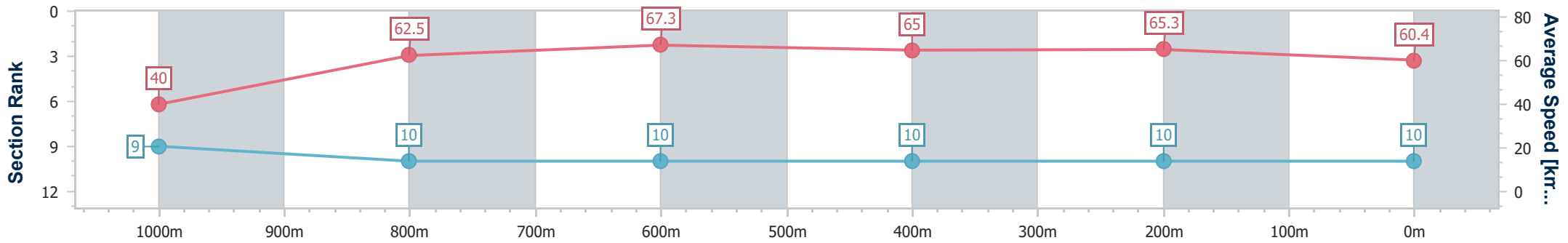
Race 6: ON IT TRAINING OPEN Handicap - 1050m

12 April 2024 - 16:47

Track Rating: Good 4, Weather: Overcast, Rail Position: True



| Section | Overall | 1000m | 800m | 600m | 400m | 200m |
|------------------------|---------------------------|--------------------------|---------------------------|---------------------------|---------------------------|---------------------------|
| Section Times | 1:00.83 [10] (0:04.56) | 0:56.27 [9] (0:11.61) | 0:44.66 [10] (0:10.67) | 0:33.99 [10] (0:11.06) | 0:22.93 [10] (0:11.04) | 0:11.89 [10] (0:11.89) |
| Average Speed [km/h] | 40.0 | 62.5 | 67.3 | 65.0 | 65.3 | 60.4 |
| Top Speed [km/h] | 51.9 | 67.8 | 68.9 | 67.6 | 66.8 | 65.6 |
| Avg. Dist. to Rail [m] | 6.0 | 3.6 | 0.3 | 0.2 | 1.0 | 1.1 |
| Avg. Stride Freq. [Hz] | 2.1 | 2.5 | 2.6 | 2.6 | 2.5 | 2.4 |
| Avg. Stride Length [m] | 4.5 | 6.9 | 7.2 | 7.0 | 7.1 | 7.0 |



- [] Ranking at each section and finish
- .-.- No data available at this section
- NA No data available