



Eagle Farm QLD Professional

Race 5: TOM TRESTON BENCHMARK 90 Handicap - 1300m

27 April 2024 - 13:59



BRISBANE
RACING CLUB

Track Rating: Soft 5, Weather: Fine, Rail Position: +3m

Section		Field Times										Last 600m
		Overall	1200m	1000m	800m	600m	400m					0:35.71
		(0:07.59)	(0:10.78)	(0:11.22)	(0:11.62)	(0:11.62)	(0:11.73)					
Rank	TAB Horse/Jockey	Barrier	Top Speed [km/h]	Fastest Section								Distance Travelled [m]
1	8 OVIDIUS Tahlia Fenlon	6	67.4	0:07.67	1:16.92 [1] (0:07.67)	1:09.25 [5] (0:10.90)	0:58.35 [3] (0:11.29)	0:47.06 [2] (0:11.72)	0:35.34 [2] (0:11.54)	0:23.80 [2] (0:11.44)	0:35.34	
2	6 NED'S GULLY Mark Du Plessis	7	66.9	0:07.59	1:16.96 [2] (0:07.59)	1:09.37 [1] (0:11.01)	0:58.36 [4] (0:11.39)	0:46.97 [4] (0:11.73)	0:35.24 [5] (0:11.65)	0:23.59 [5] (0:11.22)	0:35.24 +4	
3	12 SUNFALL Martin Harley	3	65.4	0:07.66	1:17.21 [3] (0:07.66)	1:09.55 [4] (0:11.32)	0:58.23 [7] (0:11.30)	0:46.93 [6] (0:11.66)	0:35.27 [6] (0:11.45)	0:23.82 [6] (0:11.40)	0:35.27 +1	
4	9 HOLLYWOOD NORTH Michael Rodd	4	65.5	0:07.85	1:17.39 [4] (0:07.85)	1:09.54 [8] (0:11.30)	0:58.24 [9] (0:11.44)	0:46.80 [9] (0:11.69)	0:35.11 [9] (0:11.41)	0:23.70 [9] (0:11.27)	0:35.11 +1	
5	7 BETTCHA THE CROWN Cejay Graham	14	66.4	0:08.03	1:17.39 [5] (0:08.03)	1:09.36 [11] (0:11.06)	0:58.30 [8] (0:11.37)	0:46.93 [8] (0:11.68)	0:35.25 [8] (0:11.36)	0:23.89 [7] (0:11.40)	0:35.25 +5	
6	15 OUR MAGNUS Robbie Dolan	8	65.4	0:07.99	1:17.58 [6] (0:07.99)	1:09.59 [10] (0:11.21)	0:58.38 [10] (0:11.46)	0:46.92 [10] (0:11.74)	0:35.18 [10] (0:11.41)	0:23.77 [11] (0:11.34)	0:35.18 +5	
7	1 SNEAK PREVIEW Paul Hamblin	12	65.9	0:08.42	1:17.66 [7] (0:08.42)	1:09.24 [14] (0:11.63)	0:57.61 [14] (0:11.55)	0:46.06 [14] (0:11.79)	0:34.27 [14] (0:11.45)	0:22.82 [14] (0:11.06)	0:34.27 -6	
8	11 REJOICED Vlad Duric	13	69.7	0:07.63	1:17.70 [8] (0:07.63)	1:10.07 [2] (0:10.74)	0:59.33 [1] (0:11.22)	0:48.11 [1] (0:11.62)	0:36.49 [1] (0:11.62)	0:24.87 [1] (0:11.79)	0:36.49 +3	
9	3 NEVER NO MORE Jake Bayliss	5	66.3	0:07.77	1:17.71 [9] (0:07.77)	1:09.94 [7] (0:11.08)	0:58.86 [5] (0:11.52)	0:47.34 [7] (0:11.72)	0:35.62 [7] (0:11.50)	0:24.12 [8] (0:11.41)	0:35.62 +3	
10	10 NASHIRA Kyle Wilson-Taylor	15	66.6	0:07.64	1:17.73 [10] (0:07.64)	1:10.09 [3] (0:11.22)	0:58.87 [6] (0:11.34)	0:47.53 [5] (0:11.51)	0:36.02 [4] (0:11.57)	0:24.45 [4] (0:11.46)	0:36.02 +6	

Scratched: Sir Warwick (#13)

Report Created: Sat 27 April 2024 14:22 GMT+10 (Note: Timing is based on position data)

Page 1/18

[] Ranking at each section and finish
 -:-:- No data available at this section
 NA No data available

SCN Saddle cloth number
 DNF Did not finish
 DNT Did not track

data processed by TRIPLES DATA



Eagle Farm QLD Professional

Race 5: TOM TRESTON BENCHMARK 90 Handicap - 1300m

27 April 2024 - 13:59



BRISBANE
RACING CLUB

Track Rating: Soft 5, Weather: Fine, Rail Position: +3m

Section		Overall	1200m	1000m	800m	600m	400m	Last 600m				
Field Times		1:16.92 (0:07.59)	1:09.33 (0:10.78)	0:58.55 (0:11.22)	0:47.33 (0:11.62)	0:35.71 (0:11.62)	0:24.09 (0:11.73)	0:35.71				
Rank	TAB Horse/Jockey	Barrier	Top Speed [km/h]	Fastest Section	Distance Travelled [m]							
11	14 TARA JASMINE Jim Byrne	1	65.6 1000m	0:07.89 Overall	1:17.77 [11] (0:07.89)	1:09.88 [9] (0:11.44)	0:58.44 [11] (0:11.34)	0:47.10 [11] (0:11.73)	0:35.37 [10] (0:11.39)	0:23.98 [10] (0:11.33)	0:35.37	-4
12	2 IRISH PLAYBOY Boris Thornton	10	64.9 400m	0:08.05 Overall	1:18.17 [12] (0:08.05)	1:10.12 [13] (0:11.48)	0:58.64 [13] (0:11.49)	0:47.15 [13] (0:11.69)	0:35.46 [13] (0:11.42)	0:24.04 [13] (0:11.40)	0:35.46	+1
13	5 MAGIC CHARLEE Bailey Wheeler	2	65.6 1000m	0:08.04 Overall	1:18.64 [13] (0:08.04)	1:10.60 [12] (0:11.44)	0:59.16 [12] (0:11.36)	0:47.80 [12] (0:11.65)	0:36.15 [12] (0:11.52)	0:24.63 [12] (0:11.55)	0:36.15	+2
14	4 SWISS EXILE Ryan Maloney	11	68.6 1200m	0:07.67 Overall	1:18.66 [14] (0:07.67)	1:10.99 [6] (0:10.89)	1:00.10 [2] (0:11.30)	0:48.80 [2] (0:11.78)	0:37.02 [3] (0:11.59)	0:25.43 [3] (0:11.76)	0:37.02	+6

Scratched: Sir Warwick (#13)

[] Ranking at each section and finish
 -:-:-:- No data available at this section
 NA No data available

SCN Saddle cloth number
 DNF Did not finish
 DNT Did not track



Eagle Farm QLD Professional

Race 5: TOM TRESTON BENCHMARK 90 Handicap - 1300m

27 April 2024 - 13:59



BRISBANE
RACING CLUB

Track Rating: Soft 5, Weather: Fine, Rail Position: +3m

Section							200m			Last 600m
Field Times							0:12.36			0:35.71
						(0:12.36)				
Rank	TAB	Horse/Jockey	Barrier	Top Speed [km/h]	Fastest Section	Margin			Distance Travelled [m]	
1	8	OVIDIUS Tahlia Fenlon	6	67.4 1200m	0:07.67 Overall	0:12.36 [1] (0:12.36)	1:16.92		0:35.34	
2	6	NED'S GULLY Mark Du Plessis	7	66.9 1200m	0:07.59 Overall	0:12.37 [2] (0:12.37)	0.04L		0:35.24 +4	
3	12	SUNFALL Martin Harley	3	65.4 1000m	0:07.66 Overall	0:12.42 [5] (0:12.42)	0.25L		0:35.27 +1	
4	9	HOLLYWOOD NORTH Michael Rodd	4	65.5 600m	0:07.85 Overall	0:12.43 [7] (0:12.43)	0.18L		0:35.11 +1	
5	7	BETTCHA THE CROWN Cejay Graham	14	66.4 1200m	0:08.03 Overall	0:12.49 [6] (0:12.49)	0L		0:35.25 +5	
6	15	OUR MAGNUS Robbie Dolan	8	65.4 1000m	0:07.99 Overall	0:12.43 [11] (0:12.43)	0.19L		0:35.18 +5	
7	1	SNEAK PREVIEW Paul Hamblin	12	65.9 400m	0:08.42 Overall	0:11.76 [14] (0:11.76)	0.08L		0:34.27 -6	
8	11	REJOICED Vlad Duric	13	69.7 1200m	0:07.63 Overall	0:13.08 [3] (0:13.08)	0.04L		0:36.49 +3	
9	3	NEVER NO MORE Jake Bayliss	5	66.3 1200m	0:07.77 Overall	0:12.71 [9] (0:12.71)	0.01L		0:35.62 +3	
10	10	NASHIRA Kyle Wilson-Taylor	15	66.6 1200m	0:07.64 Overall	0:12.99 [4] (0:12.99)	0.02L		0:36.02 +6	

Scratched: Sir Warwick (#13)

Report Created: Sat 27 April 2024 14:22 GMT+10 (Note: Timing is based on position data)

Page 3/18

[] Ranking at each section and finish
 -:-:- No data available at this section
 NA No data available

SCN Saddle cloth number
 DNF Did not finish
 DNT Did not track

data processed by  **TRIPLES DATA**



Eagle Farm QLD Professional

Race 5: TOM TRESTON BENCHMARK 90 Handicap - 1300m

27 April 2024 - 13:59



BRISBANE
RACING CLUB

Track Rating: Soft 5, Weather: Fine, Rail Position: +3m

Section				200m				Last 600m	
Field Times				0:12.36 (0:12.36)				0:35.71	
Rank	TAB	Horse/Jockey	Barrier	Top Speed [km/h]	Fastest Section	Margin			Distance Travelled [m]
11	14	TARA JASMINE Jim Byrne	1	65.6 1000m	0:07.89 Overall	0:12.65 [10] (0:12.65)	0.04L		0:35.37 -4
12	2	IRISH PLAYBOY Boris Thornton	10	64.9 400m	0:08.05 Overall	0:12.64 [12] (0:12.64)	0.4L		0:35.46 +1
13	5	MAGIC CHARLEE Bailey Wheeler	2	65.6 1000m	0:08.04 Overall	0:13.08 [13] (0:13.08)	0.47L		0:36.15 +2
14	4	SWISS EXILE Ryan Maloney	11	68.6 1200m	0:07.67 Overall	0:13.67 [8] (0:13.67)	0.02L		0:37.02 +6

Scratched: Sir Warwick (#13)



Horse/Jockey Name	Ovidius
Final Rank	1
Fastest Section Time (Section)	0:07.67 (Overall)
Top Speed [km/h] (Section)	67.4 (1200m)
Race State	Finished

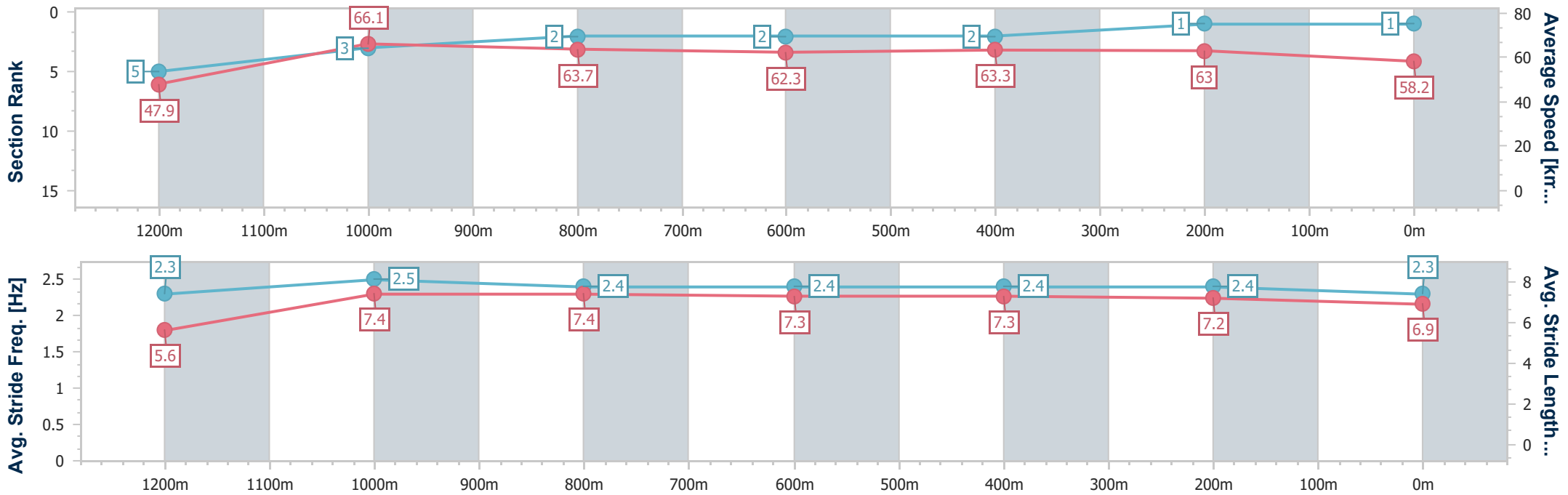


Eagle Farm QLD Professional
 Race 5: TOM TRESTON BENCHMARK 90 Handicap - 1300m
 27 April 2024 - 13:59
 Track Rating: Soft 5, Weather: Fine, Rail Position: +3m



BRISBANE
 RACING CLUB

Section	Overall	1200m	1000m	800m	600m	400m	200m
Section Times	1:16.92 [1] (0:07.67)	1:09.25 [5] (0:10.90)	0:58.35 [3] (0:11.29)	0:47.06 [2] (0:11.72)	0:35.34 [2] (0:11.54)	0:23.80 [2] (0:11.44)	0:12.36 [1] (0:12.36)
Average Speed [km/h]	47.9	66.1	63.7	62.3	63.3	63.0	58.2
Top Speed [km/h]	64.0	67.4	65.9	64.3	65.3	65.4	61.8
Avg. Dist. to Rail [m]	14.0	1.9	0.7	3.4	2.4	0.5	1.0
Avg. Stride Freq. [Hz]	2.3	2.5	2.4	2.4	2.4	2.4	2.3
Avg. Stride Length [m]	5.6	7.4	7.4	7.3	7.3	7.2	6.9



- [] Ranking at each section and finish
- .-.- No data available at this section
- NA No data available



Horse/Jockey Name	Ned's Gully
Final Rank	2
Fastest Section Time (Section)	0:07.59 (Overall)
Top Speed [km/h] (Section)	66.9 (1200m)
Race State	Finished

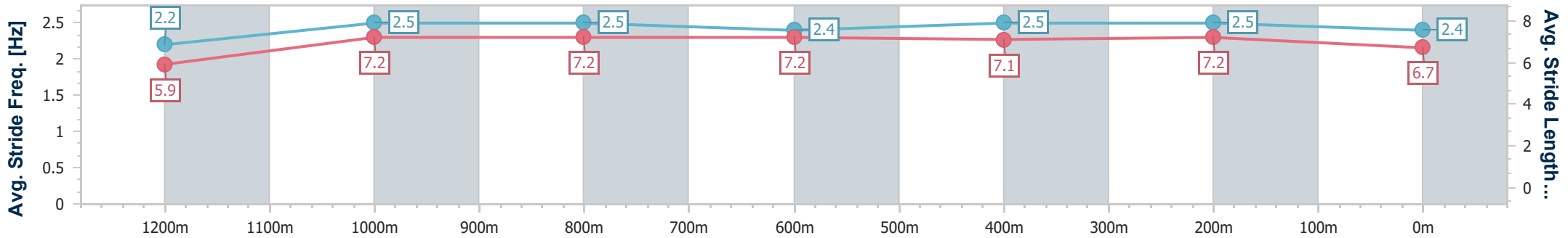
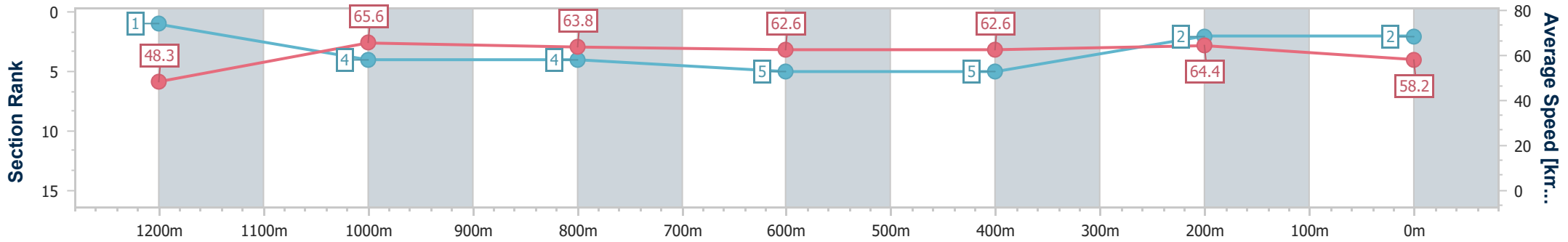


Eagle Farm QLD Professional
 Race 5: TOM TRESTON BENCHMARK 90 Handicap - 1300m
 27 April 2024 - 13:59
 Track Rating: Soft 5, Weather: Fine, Rail Position: +3m



BRISBANE
 RACING CLUB

Section	Overall	1200m	1000m	800m	600m	400m	200m
Section Times	1:16.96 [2] (0:07.59)	1:09.37 [1] (0:11.01)	0:58.36 [4] (0:11.39)	0:46.97 [4] (0:11.73)	0:35.24 [5] (0:11.65)	0:23.59 [5] (0:11.22)	0:12.37 [2] (0:12.37)
Average Speed [km/h]	48.3	65.6	63.8	62.6	62.6	64.4	58.2
Top Speed [km/h]	64.6	66.9	64.4	64.8	64.5	66.0	62.7
Avg. Dist. to Rail [m]	15.0	3.0	1.9	4.0	3.5	2.5	0.6
Avg. Stride Freq. [Hz]	2.2	2.5	2.5	2.4	2.5	2.5	2.4
Avg. Stride Length [m]	5.9	7.2	7.2	7.2	7.1	7.2	6.7



- [] Ranking at each section and finish
- .-.- No data available at this section
- NA No data available



Horse/Jockey Name	Sunfall
Final Rank	3
Fastest Section Time (Section)	0:07.66 (Overall)
Top Speed [km/h] (Section)	65.4 (1000m)
Race State	Finished

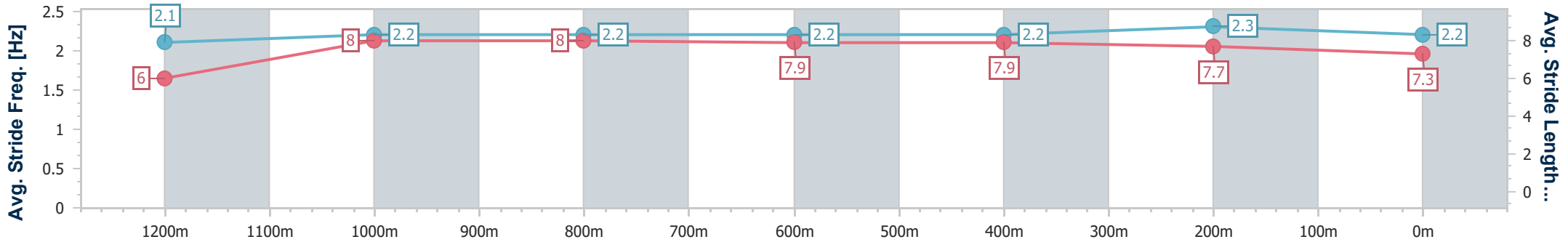
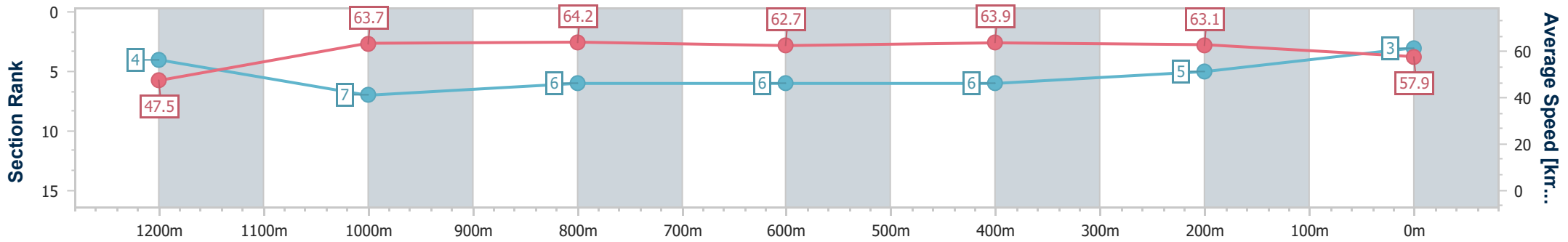


Eagle Farm QLD Professional
 Race 5: TOM TRESTON BENCHMARK 90 Handicap - 1300m
 27 April 2024 - 13:59
 Track Rating: Soft 5, Weather: Fine, Rail Position: +3m



BRISBANE
 RACING CLUB

Section	Overall	1200m	1000m	800m	600m	400m	200m
Section Times	1:17.21 [3] (0:07.66)	1:09.55 [4] (0:11.32)	0:58.23 [7] (0:11.30)	0:46.93 [6] (0:11.66)	0:35.27 [6] (0:11.45)	0:23.82 [6] (0:11.40)	0:12.42 [5] (0:12.42)
Average Speed [km/h]	47.5	63.7	64.2	62.7	63.9	63.1	57.9
Top Speed [km/h]	61.9	65.0	65.4	63.6	64.8	64.9	61.5
Avg. Dist. to Rail [m]	10.9	2.4	1.4	2.9	2.9	3.8	3.2
Avg. Stride Freq. [Hz]	2.1	2.2	2.2	2.2	2.2	2.3	2.2
Avg. Stride Length [m]	6.0	8.0	8.0	7.9	7.9	7.7	7.3



- [] Ranking at each section and finish
- .-.- No data available at this section
- NA No data available



Horse/Jockey Name	Hollywood North
Final Rank	4
Fastest Section Time (Section)	0:07.85 (Overall)
Top Speed [km/h] (Section)	65.5 (600m)
Race State	Finished

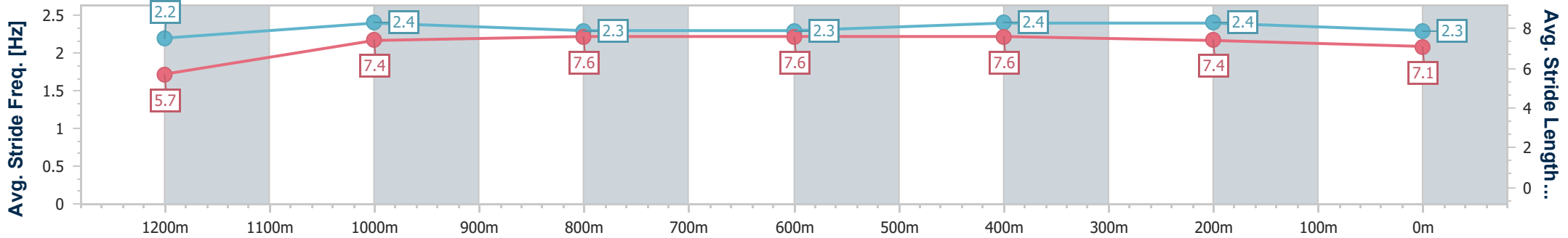
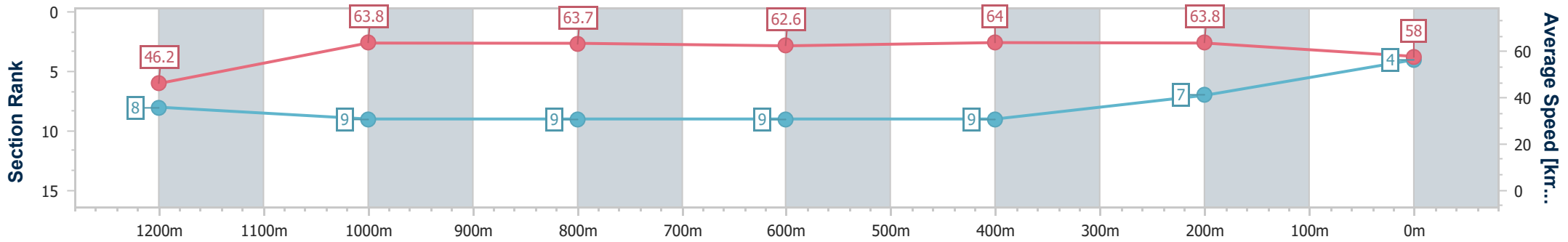


Eagle Farm QLD Professional
 Race 5: TOM TRESTON BENCHMARK 90 Handicap - 1300m
 27 April 2024 - 13:59
 Track Rating: Soft 5, Weather: Fine, Rail Position: +3m



BRISBANE
 RACING CLUB

Section	Overall	1200m	1000m	800m	600m	400m	200m
Section Times	1:17.39 [4] (0:07.85)	1:09.54 [8] (0:11.30)	0:58.24 [9] (0:11.44)	0:46.80 [9] (0:11.69)	0:35.11 [9] (0:11.41)	0:23.70 [9] (0:11.27)	0:12.43 [7]
Average Speed [km/h]	46.2	63.8	63.7	62.6	64.0	63.8	58.0
Top Speed [km/h]	60.6	65.4	64.8	63.4	65.5	65.2	61.3
Avg. Dist. to Rail [m]	11.2	2.4	1.8	3.2	3.2	5.5	6.7
Avg. Stride Freq. [Hz]	2.2	2.4	2.3	2.3	2.4	2.4	2.3
Avg. Stride Length [m]	5.7	7.4	7.6	7.6	7.6	7.4	7.1



- [] Ranking at each section and finish
- .-.- No data available at this section
- NA No data available



Horse/Jockey Name	Bettcha The Crown
Final Rank	5
Fastest Section Time (Section)	0:08.03 (Overall)
Top Speed [km/h] (Section)	66.4 (1200m)
Race State	Finished

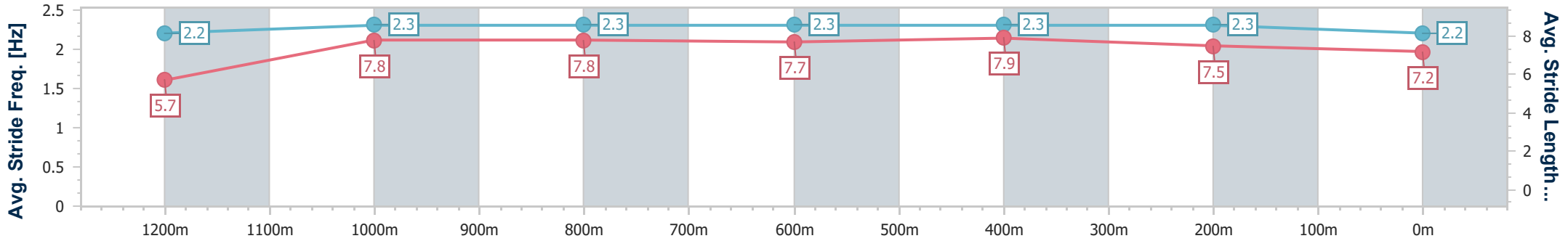
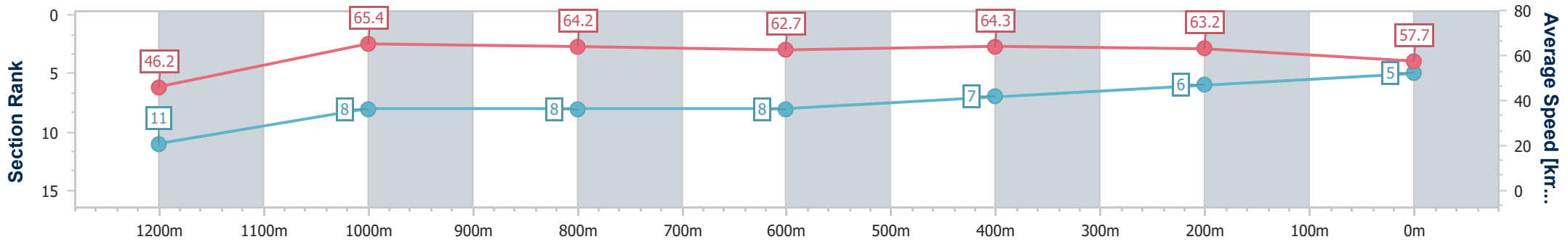


Eagle Farm QLD Professional
 Race 5: TOM TRESTON BENCHMARK 90 Handicap - 1300m
 27 April 2024 - 13:59
 Track Rating: Soft 5, Weather: Fine, Rail Position: +3m



BRISBANE
 RACING CLUB

Section	Overall	1200m	1000m	800m	600m	400m	200m
Section Times	1:17.39 [5] (0:08.03)	1:09.36 [11] (0:11.06)	0:58.30 [8] (0:11.37)	0:46.93 [8] (0:11.68)	0:35.25 [8] (0:11.36)	0:23.89 [7] (0:11.40)	0:12.49 [6] (0:12.49)
Average Speed [km/h]	46.2	65.4	64.2	62.7	64.3	63.2	57.7
Top Speed [km/h]	61.7	66.4	65.4	64.0	64.9	65.2	61.6
Avg. Dist. to Rail [m]	19.6	6.9	3.2	3.8	3.2	6.7	6.1
Avg. Stride Freq. [Hz]	2.2	2.3	2.3	2.3	2.3	2.3	2.2
Avg. Stride Length [m]	5.7	7.8	7.8	7.7	7.9	7.5	7.2



- [] Ranking at each section and finish
- .-.- No data available at this section
- NA No data available



Horse/Jockey Name	Our Magnus
Final Rank	6
Fastest Section Time (Section)	0:07.99 (Overall)
Top Speed [km/h] (Section)	65.4 (1000m)
Race State	Finished

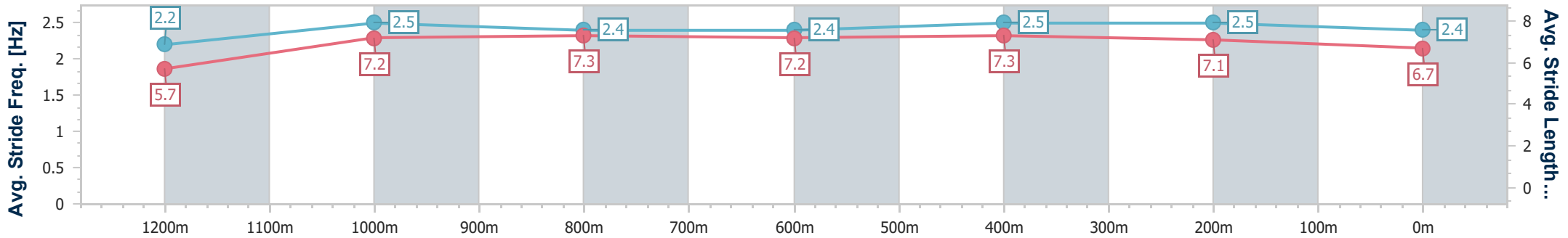
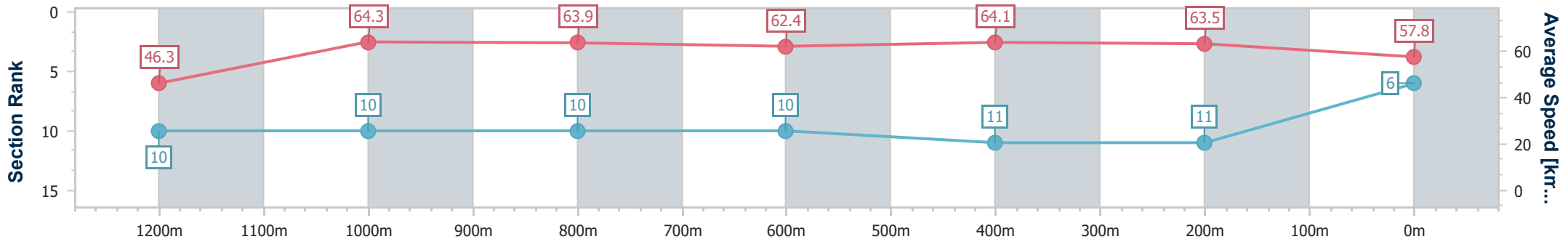


Eagle Farm QLD Professional
 Race 5: TOM TRESTON BENCHMARK 90 Handicap - 1300m
 27 April 2024 - 13:59
 Track Rating: Soft 5, Weather: Fine, Rail Position: +3m



BRISBANE
 RACING CLUB

Section	Overall	1200m	1000m	800m	600m	400m	200m
Section Times	1:17.58 [6] (0:07.99)	1:09.59 [10] (0:11.21)	0:58.38 [10] (0:11.46)	0:46.92 [10] (0:11.74)	0:35.18 [10] (0:11.41)	0:23.77 [11] (0:11.34)	0:12.43 [11] (0:12.43)
Average Speed [km/h]	46.3	64.3	63.9	62.4	64.1	63.5	57.8
Top Speed [km/h]	61.4	65.4	65.4	64.3	65.3	65.3	60.9
Avg. Dist. to Rail [m]	15.6	4.8	3.0	3.9	3.2	7.1	9.2
Avg. Stride Freq. [Hz]	2.2	2.5	2.4	2.4	2.5	2.5	2.4
Avg. Stride Length [m]	5.7	7.2	7.3	7.2	7.3	7.1	6.7



- [] Ranking at each section and finish
- .-.- No data available at this section
- NA No data available



Horse/Jockey Name	Sneak Preview
Final Rank	7
Fastest Section Time (Section)	0:08.42 (Overall)
Top Speed [km/h] (Section)	65.9 (400m)
Race State	Finished

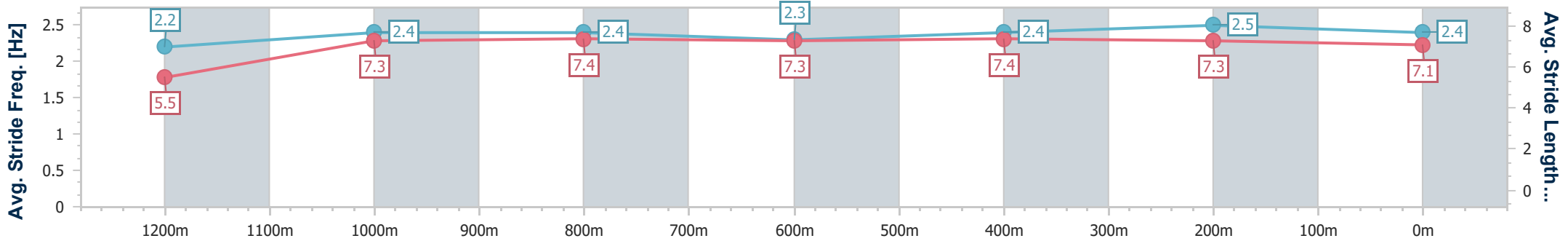
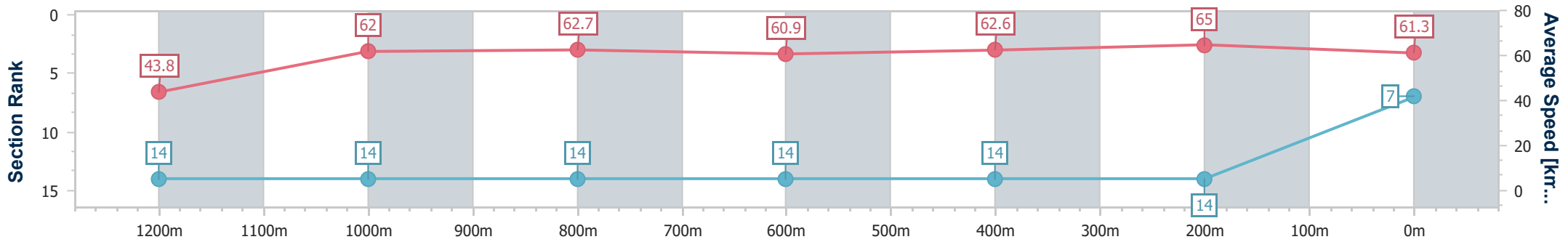


Eagle Farm QLD Professional
 Race 5: TOM TRESTON BENCHMARK 90 Handicap - 1300m
 27 April 2024 - 13:59
 Track Rating: Soft 5, Weather: Fine, Rail Position: +3m



BRISBANE
 RACING CLUB

Section	Overall	1200m	1000m	800m	600m	400m	200m
Section Times	1:17.66 [7] (0:08.42)	1:09.24 [14] (0:11.63)	0:57.61 [14] (0:11.55)	0:46.06 [14] (0:11.79)	0:34.27 [14] (0:11.45)	0:22.82 [14] (0:11.06)	0:11.76 [14] (0:11.76)
Average Speed [km/h]	43.8	62.0	62.7	60.9	62.6	65.0	61.3
Top Speed [km/h]	58.3	64.4	64.0	62.7	64.1	65.9	65.4
Avg. Dist. to Rail [m]	16.9	3.3	0.6	0.5	1.2	0.7	0.6
Avg. Stride Freq. [Hz]	2.2	2.4	2.4	2.3	2.4	2.5	2.4
Avg. Stride Length [m]	5.5	7.3	7.4	7.3	7.4	7.3	7.1



- [] Ranking at each section and finish
- .-.- No data available at this section
- NA No data available



Horse/Jockey Name	Rejoiced
Final Rank	8
Fastest Section Time (Section)	0:07.63 (Overall)
Top Speed [km/h] (Section)	69.7 (1200m)
Race State	Finished

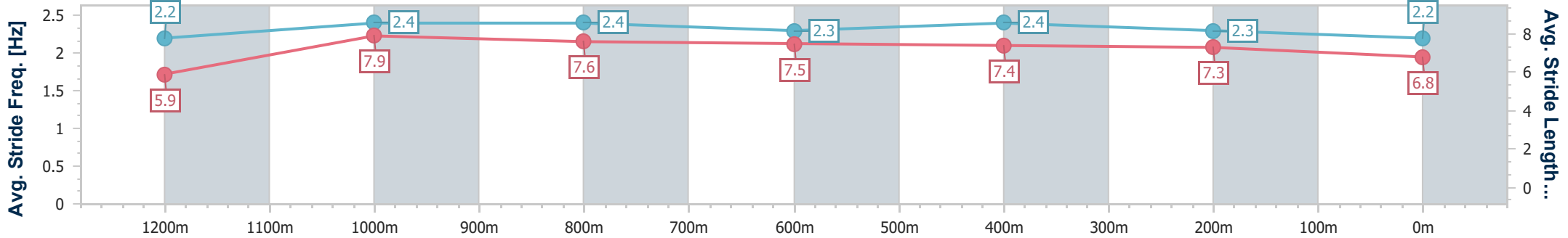
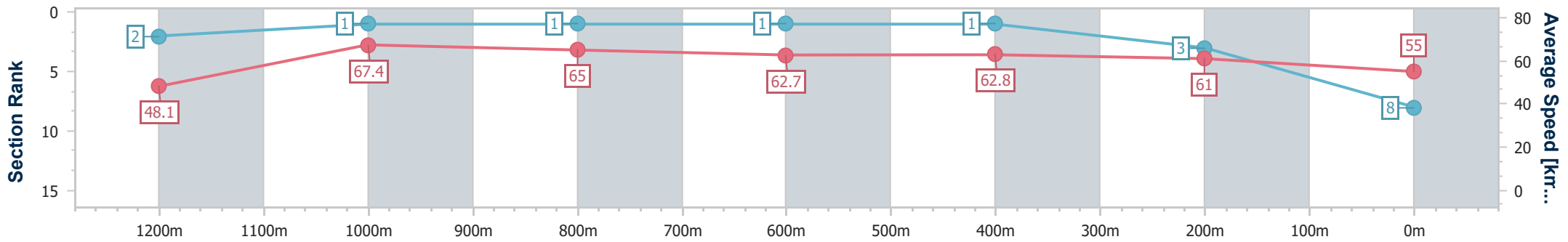


Eagle Farm QLD Professional
 Race 5: TOM TRESTON BENCHMARK 90 Handicap - 1300m
 27 April 2024 - 13:59
 Track Rating: Soft 5, Weather: Fine, Rail Position: +3m



BRISBANE
 RACING CLUB

Section	Overall	1200m	1000m	800m	600m	400m	200m
Section Times	1:17.70 [8] (0:07.63)	1:10.07 [2] (0:10.74)	0:59.33 [1] (0:11.22)	0:48.11 [1] (0:11.62)	0:36.49 [1] (0:11.62)	0:24.87 [1] (0:11.79)	0:13.08 [3] (0:13.08)
Average Speed [km/h]	48.1	67.4	65.0	62.7	62.8	61.0	55.0
Top Speed [km/h]	64.0	69.7	66.5	64.7	63.8	62.2	58.6
Avg. Dist. to Rail [m]	18.7	7.9	2.8	3.0	2.2	2.3	2.5
Avg. Stride Freq. [Hz]	2.2	2.4	2.4	2.3	2.4	2.3	2.2
Avg. Stride Length [m]	5.9	7.9	7.6	7.5	7.4	7.3	6.8



- [] Ranking at each section and finish
- .-.- No data available at this section
- NA No data available



Horse/Jockey Name	Never No More
Final Rank	9
Fastest Section Time (Section)	0:07.77 (Overall)
Top Speed [km/h] (Section)	66.3 (1200m)
Race State	Finished

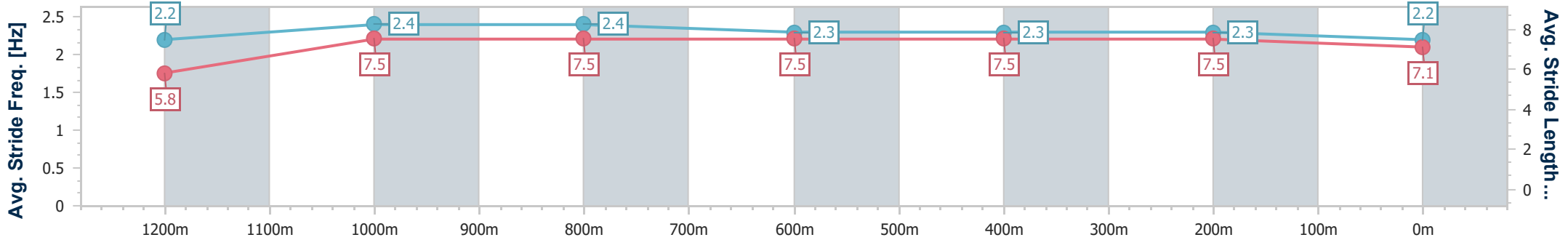
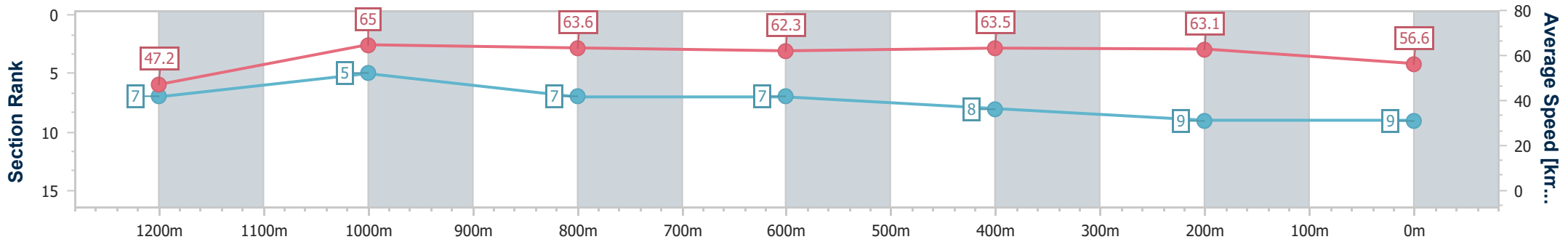


Eagle Farm QLD Professional
 Race 5: TOM TRESTON BENCHMARK 90 Handicap - 1300m
 27 April 2024 - 13:59
 Track Rating: Soft 5, Weather: Fine, Rail Position: +3m



BRISBANE
 RACING CLUB

Section	Overall	1200m	1000m	800m	600m	400m	200m
Section Times	1:17.71 [9] (0:07.77)	1:09.94 [7] (0:11.08)	0:58.86 [5] (0:11.52)	0:47.34 [7] (0:11.72)	0:35.62 [7] (0:11.50)	0:24.12 [8] (0:11.41)	0:12.71 [9] (0:12.71)
Average Speed [km/h]	47.2	65.0	63.6	62.3	63.5	63.1	56.6
Top Speed [km/h]	62.5	66.3	65.6	63.8	65.2	64.8	60.8
Avg. Dist. to Rail [m]	13.6	4.0	3.1	3.4	2.8	4.1	4.9
Avg. Stride Freq. [Hz]	2.2	2.4	2.4	2.3	2.3	2.3	2.2
Avg. Stride Length [m]	5.8	7.5	7.5	7.5	7.5	7.5	7.1



- [] Ranking at each section and finish
- .-.- No data available at this section
- NA No data available



Horse/Jockey Name	Nashira
Final Rank	10
Fastest Section Time (Section)	0:07.64 (Overall)
Top Speed [km/h] (Section)	66.6 (1200m)
Race State	Finished

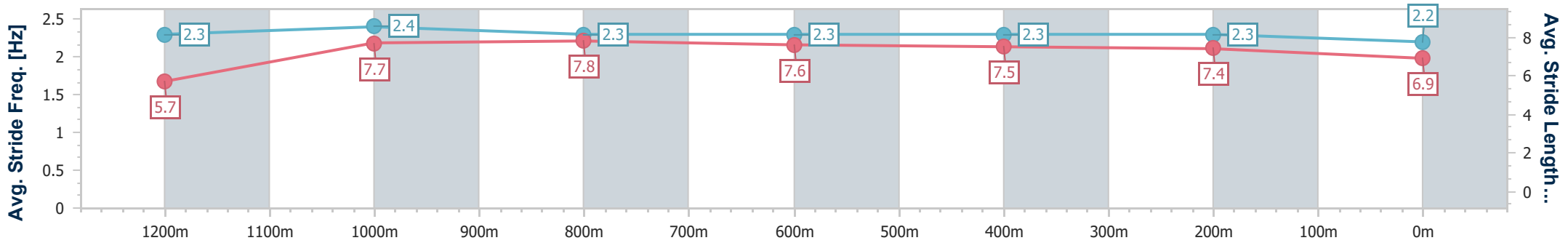
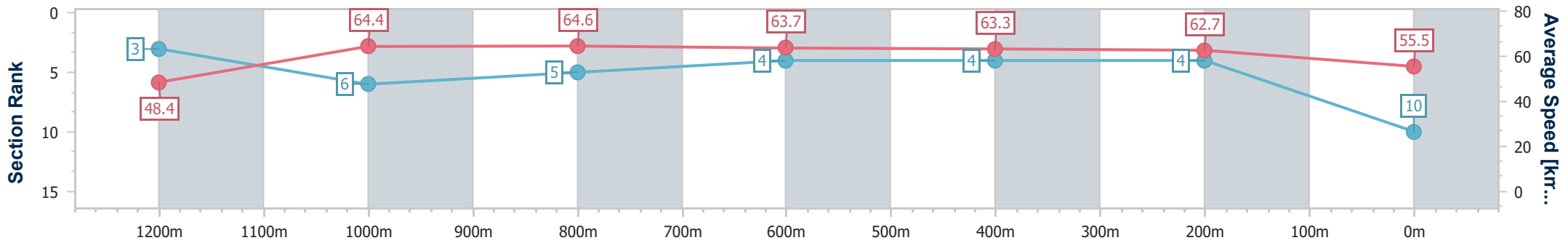


Eagle Farm QLD Professional
 Race 5: TOM TRESTON BENCHMARK 90 Handicap - 1300m
 27 April 2024 - 13:59
 Track Rating: Soft 5, Weather: Fine, Rail Position: +3m



BRISBANE
RACING CLUB

Section	Overall	1200m	1000m	800m	600m	400m	200m
Section Times	1:17.73 [10] (0:07.64)	1:10.09 [3] (0:11.22)	0:58.87 [6] (0:11.34)	0:47.53 [5] (0:11.51)	0:36.02 [4] (0:11.57)	0:24.45 [4] (0:11.46)	0:12.99 [4] (0:12.99)
Average Speed [km/h]	48.4	64.4	64.6	63.7	63.3	62.7	55.5
Top Speed [km/h]	61.5	66.6	65.2	65.0	64.5	63.8	61.0
Avg. Dist. to Rail [m]	21.0	8.2	3.2	3.8	3.7	4.4	4.0
Avg. Stride Freq. [Hz]	2.3	2.4	2.3	2.3	2.3	2.3	2.2
Avg. Stride Length [m]	5.7	7.7	7.8	7.6	7.5	7.4	6.9



- [] Ranking at each section and finish
- .-.- No data available at this section
- NA No data available



Horse/Jockey Name	Tara Jasmine
Final Rank	11
Fastest Section Time (Section)	0:07.89 (Overall)
Top Speed [km/h] (Section)	65.6 (1000m)
Race State	Finished

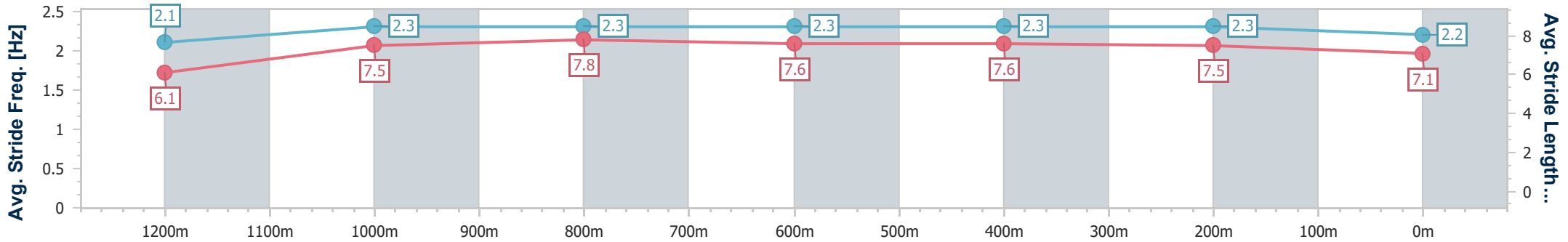
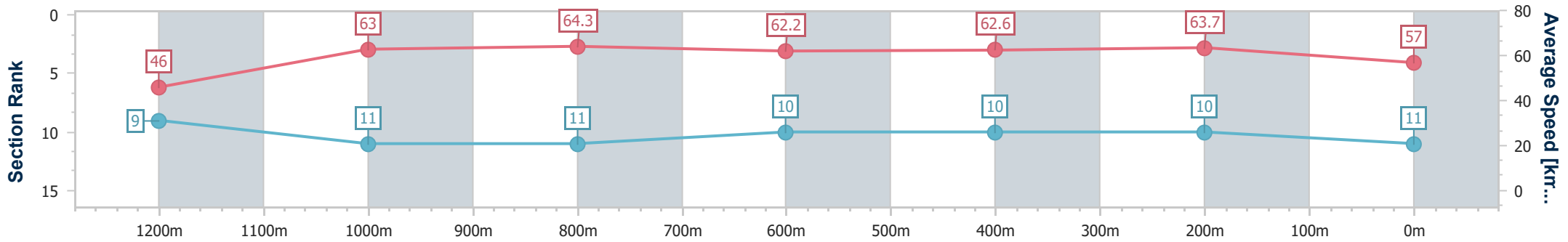


Eagle Farm QLD Professional
 Race 5: TOM TRESTON BENCHMARK 90 Handicap - 1300m
 27 April 2024 - 13:59
 Track Rating: Soft 5, Weather: Fine, Rail Position: +3m



BRISBANE
RACING CLUB

Section	Overall	1200m	1000m	800m	600m	400m	200m
Section Times	1:17.77 [11] (0:07.89)	1:09.88 [9] (0:11.44)	0:58.44 [11] (0:11.34)	0:47.10 [11] (0:11.73)	0:35.37 [10] (0:11.39)	0:23.98 [10] (0:11.33)	0:12.65 [10] (0:12.65)
Average Speed [km/h]	46.0	63.0	64.3	62.2	62.6	63.7	57.0
Top Speed [km/h]	61.4	64.2	65.6	63.8	65.0	65.2	60.6
Avg. Dist. to Rail [m]	9.0	2.0	2.1	2.5	1.3	0.3	1.2
Avg. Stride Freq. [Hz]	2.1	2.3	2.3	2.3	2.3	2.3	2.2
Avg. Stride Length [m]	6.1	7.5	7.8	7.6	7.6	7.5	7.1



- [] Ranking at each section and finish
- .-.- No data available at this section
- NA No data available



Horse/Jockey Name	Irish Playboy
Final Rank	12
Fastest Section Time (Section)	0:08.05 (Overall)
Top Speed [km/h] (Section)	64.9 (400m)
Race State	Finished

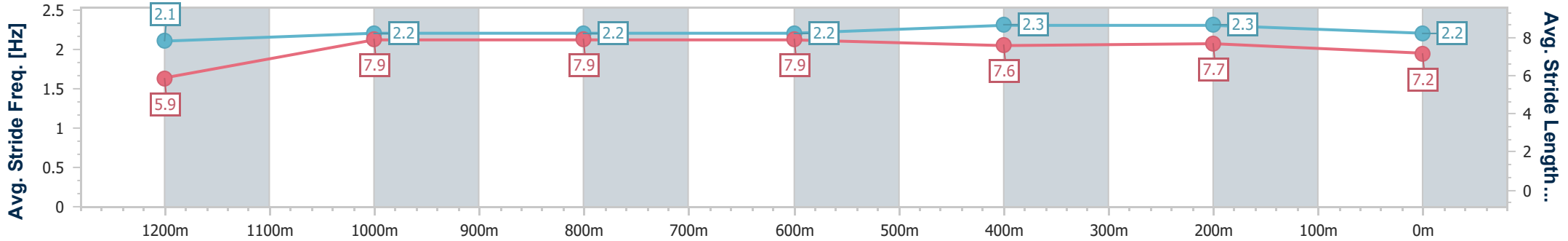
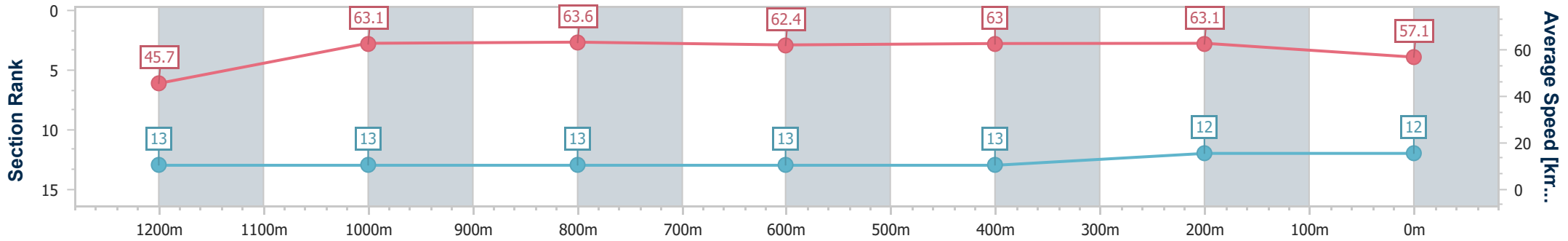


Eagle Farm QLD Professional
 Race 5: TOM TRESTON BENCHMARK 90 Handicap - 1300m
 27 April 2024 - 13:59
 Track Rating: Soft 5, Weather: Fine, Rail Position: +3m



BRISBANE
RACING CLUB

Section	Overall	1200m	1000m	800m	600m	400m	200m
Section Times	1:18.17 [12] (0:08.05)	1:10.12 [13] (0:11.48)	0:58.64 [13] (0:11.49)	0:47.15 [13] (0:11.69)	0:35.46 [13] (0:11.42)	0:24.04 [13] (0:11.40)	0:12.64 [12] (0:12.64)
Average Speed [km/h]	45.7	63.1	63.6	62.4	63.0	63.1	57.1
Top Speed [km/h]	59.3	64.0	64.6	63.1	64.5	64.9	60.5
Avg. Dist. to Rail [m]	16.6	5.2	3.4	2.6	0.5	0.4	1.0
Avg. Stride Freq. [Hz]	2.1	2.2	2.2	2.2	2.3	2.3	2.2
Avg. Stride Length [m]	5.9	7.9	7.9	7.9	7.6	7.7	7.2



- [] Ranking at each section and finish
- .-.- No data available at this section
- NA No data available



Horse/Jockey Name	Magic Charlee
Final Rank	13
Fastest Section Time (Section)	0:08.04 (Overall)
Top Speed [km/h] (Section)	65.6 (1000m)
Race State	Finished

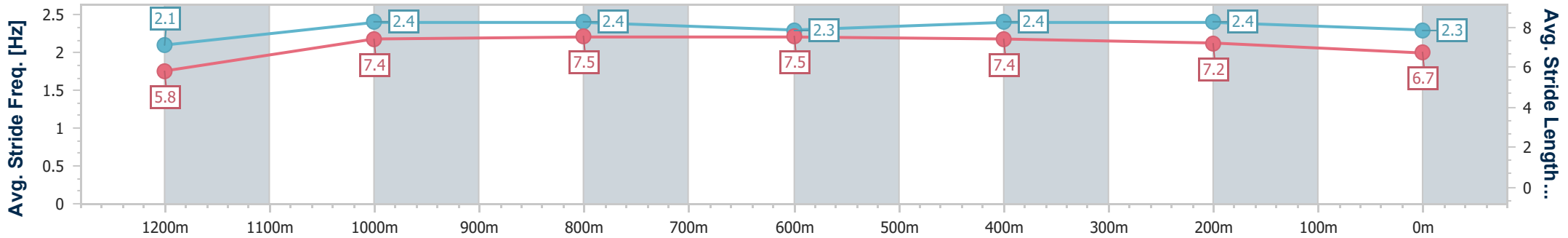
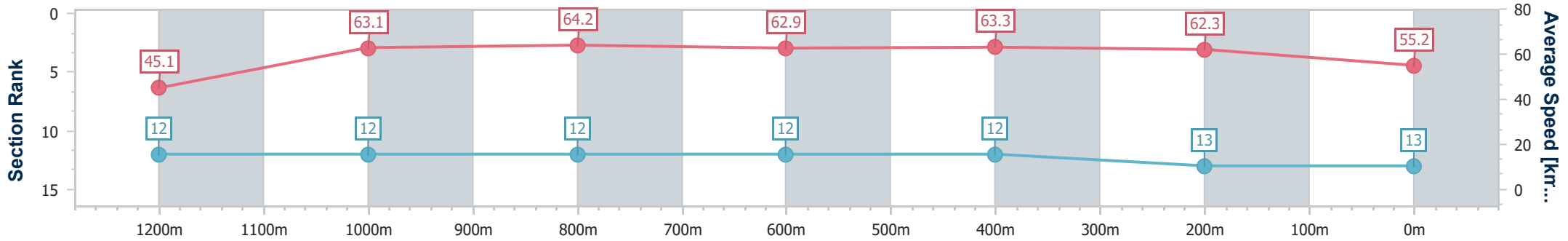


Eagle Farm QLD Professional
 Race 5: TOM TRESTON BENCHMARK 90 Handicap - 1300m
 27 April 2024 - 13:59
 Track Rating: Soft 5, Weather: Fine, Rail Position: +3m



BRISBANE
 RACING CLUB

Section	Overall	1200m	1000m	800m	600m	400m	200m
Section Times	1:18.64 [13] (0:08.04)	1:10.60 [12] (0:11.44)	0:59.16 [12] (0:11.36)	0:47.80 [12] (0:11.65)	0:36.15 [12] (0:11.52)	0:24.63 [12] (0:11.55)	0:13.08 [13] (0:13.08)
Average Speed [km/h]	45.1	63.1	64.2	62.9	63.3	62.3	55.2
Top Speed [km/h]	59.8	64.9	65.6	64.8	65.2	64.4	60.2
Avg. Dist. to Rail [m]	10.0	2.8	2.8	3.7	2.7	5.2	5.9
Avg. Stride Freq. [Hz]	2.1	2.4	2.4	2.3	2.4	2.4	2.3
Avg. Stride Length [m]	5.8	7.4	7.5	7.5	7.4	7.2	6.7



- [] Ranking at each section and finish
- .-.- No data available at this section
- NA No data available



Horse/Jockey Name	Swiss Exile
Final Rank	14
Fastest Section Time (Section)	0:07.67 (Overall)
Top Speed [km/h] (Section)	68.6 (1200m)
Race State	Finished

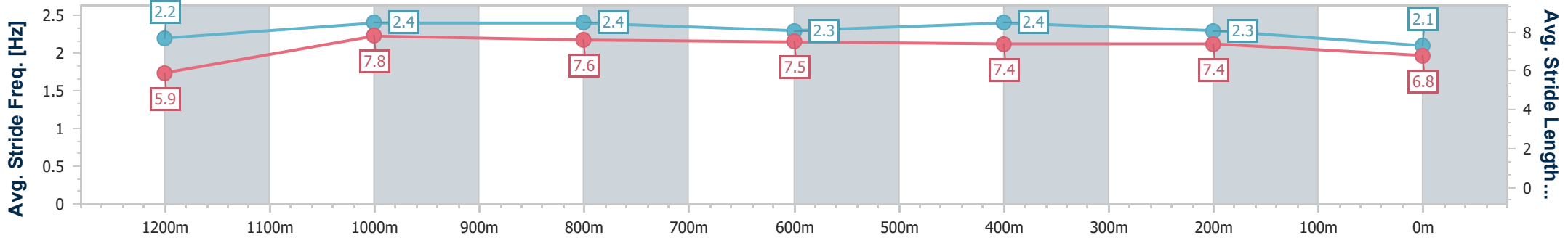
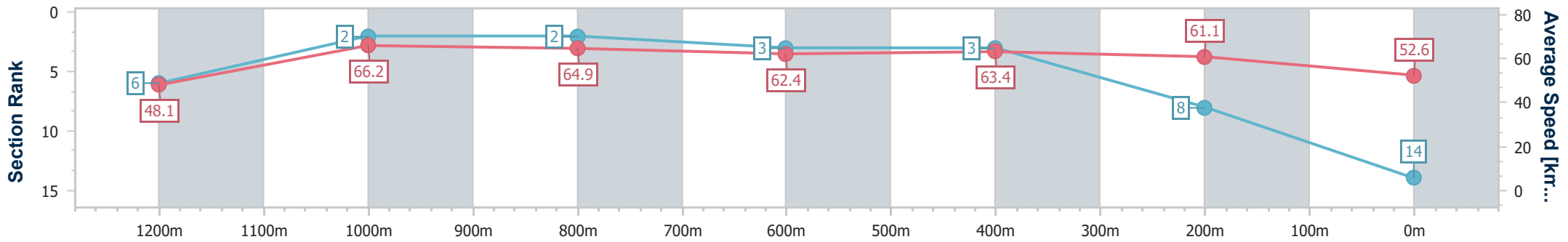


Eagle Farm QLD Professional
 Race 5: TOM TRESTON BENCHMARK 90 Handicap - 1300m
 27 April 2024 - 13:59
 Track Rating: Soft 5, Weather: Fine, Rail Position: +3m



BRISBANE
 RACING CLUB

Section	Overall	1200m	1000m	800m	600m	400m	200m
Section Times	1:18.66 [14] (0:07.67)	1:10.99 [6] (0:10.89)	1:00.10 [2] (0:11.30)	0:48.80 [2] (0:11.78)	0:37.02 [3] (0:11.59)	0:25.43 [3] (0:11.76)	0:13.67 [8] (0:13.67)
Average Speed [km/h]	48.1	66.2	64.9	62.4	63.4	61.1	52.6
Top Speed [km/h]	62.1	68.6	66.7	63.9	65.1	64.2	58.1
Avg. Dist. to Rail [m]	17.1	4.7	3.5	5.1	3.4	3.4	2.2
Avg. Stride Freq. [Hz]	2.2	2.4	2.4	2.3	2.4	2.3	2.1
Avg. Stride Length [m]	5.9	7.8	7.6	7.5	7.4	7.4	6.8



- [] Ranking at each section and finish
- .-.- No data available at this section
- NA No data available