



Doomben QLD Professional

Race 6: XXXX Gold Colts, Geldings and Entires BM68 Handicap - 1200m

30 October 2024 - 16:28



BRISBANE
RACING CLUB

Track Rating: Good 4, Weather: Fine, Rail Position: +6m Entire

Section		Overall	1000m	800m	600m	400m	200m	Last 600m					
Field Times		1:10.05 (0:13.15)	0:56.90 (0:10.87)	0:46.03 (0:11.57)	0:34.46 (0:11.50)	0:22.96 (0:11.13)	0:11.83 (0:11.83)	0:34.46					
Rank	TAB Horse/Jockey	Barrier	Top Speed [km/h]	Fastest Section						Margin	Distance Travelled [m]		
1	12 HYDROELECTRIC Michael Cahill	8	68.3 Overall	0:10.90 1000m	1:10.05 [1] (0:13.21)	0:56.84 [2] (0:10.90)	0:45.94 [2] (0:11.60)	0:34.34 [2] (0:11.61)	0:22.73 [2] (0:10.98)	0:11.75 [2] (0:11.75)	1:10.05	0:34.34	
2	2 HE'S HEAVEN Paul Hamblin	3	69.1 1000m	0:10.92 400m	1:10.15 [2] (0:13.74)	0:56.41 [7] (0:10.98)	0:45.43 [7] (0:11.41)	0:34.02 [7] (0:11.59)	0:22.43 [6] (0:10.92)	0:11.51 [5] (0:11.51)	0.6L	0:34.02	-4
3	9 SIR CARTER Emily Lang	5	68.8 Overall	0:10.87 1000m	1:10.21 [3] (0:13.15)	0:57.06 [1] (0:10.87)	0:46.19 [1] (0:11.57)	0:34.62 [1] (0:11.50)	0:23.12 [1] (0:11.13)	0:11.99 [1] (0:11.99)	0.91L	0:34.62	-7
4	6 BOOM SHOT Jag Guthmann-Chester	9	68.0 400m	0:10.95 400m	1:10.28 [4] (0:14.22)	0:56.06 [8] (0:11.03)	0:45.03 [8] (0:11.30)	0:33.73 [8] (0:11.33)	0:22.40 [8] (0:10.95)	0:11.45 [6] (0:11.45)	1.36L	0:33.73	-2
5	5 MAGNUS BELLAGIO Cody Collis	6	68.6 1000m	0:10.98 400m	1:10.36 [5] (0:13.49)	0:56.87 [5] (0:11.00)	0:45.87 [5] (0:11.48)	0:34.39 [4] (0:11.58)	0:22.81 [4] (0:10.98)	0:11.83 [3] (0:11.83)	1.84L	0:34.39	-1
6	10 I AM A MARVEL Noel Callow	4	68.6 1000m	0:10.97 1000m	1:10.66 [6] (0:13.37)	0:57.29 [3] (0:10.97)	0:46.32 [3] (0:11.56)	0:34.76 [3] (0:11.60)	0:23.16 [3] (0:11.12)	0:12.04 [4] (0:12.04)	3.59L	0:34.76	-2
7	1 CONVINCIBILITY Bailey Wheeler	7	68.3 400m	0:11.06 1000m	1:10.91 [7] (0:13.60)	0:57.31 [6] (0:11.06)	0:46.25 [6] (0:11.41)	0:34.84 [6] (0:11.66)	0:23.18 [7] (0:11.16)	0:12.02 [7] (0:12.02)	5.02L	0:34.84	+5
8	7 BROCKY Tahlia Fenlon	2	67.7 Overall	0:11.01 1000m	1:11.37 [8] (0:13.47)	0:57.90 [4] (0:11.01)	0:46.89 [4] (0:11.56)	0:35.33 [5] (0:11.62)	0:23.71 [5] (0:11.30)	0:12.41 [8] (0:12.41)	7.78L	0:35.33	+2

Did Not Finish: John Rambo (#3)

Scratched: Riviera Blue (#8), Mio Sorrento (#11), Maximum Vortex (#4)

[] Ranking at each section and finish
 -:-:- No data available at this section
 NA No data available

SCN Saddle cloth number
 DNF Did not finish
 DNT Did not track



Horse/Jockey Name	Hydroelectric
Final Rank	1
Fastest Section Time (Section)	0:10.90 (1000m)
Top Speed [km/h] (Section)	68.3 (Overall)
Race State	Finished



Doomben QLD Professional
Race 6: XXXX Gold Colts, Geldings and Entires BM68
Handicap - 1200m

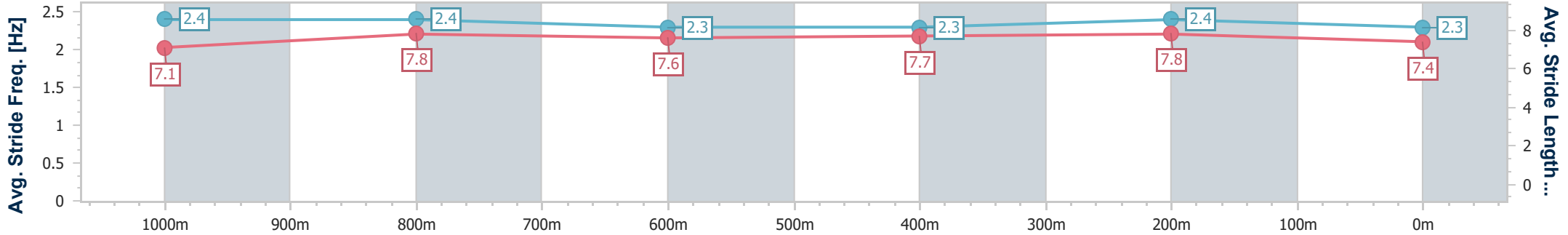
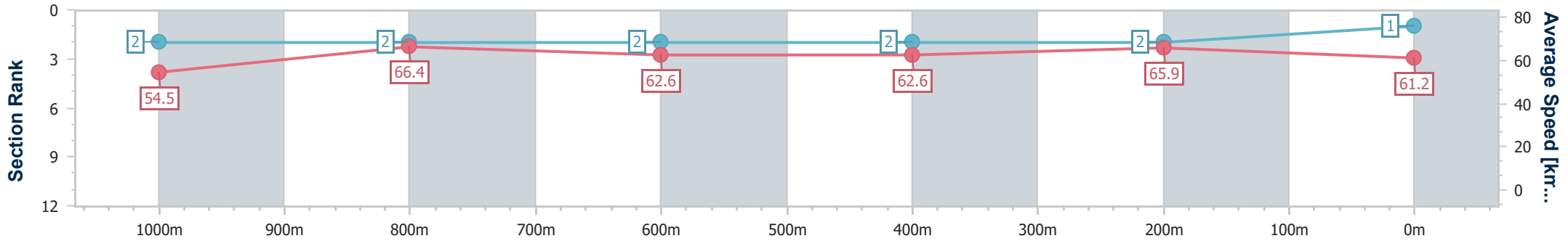
30 October 2024 - 16:28

Track Rating: Good 4, Weather: Fine, Rail Position: +6m Entire



BRISBANE
RACING CLUB

Section	Overall	1000m	800m	600m	400m	200m
Section Times	1:10.05 [1] (0:13.21)	0:56.84 [2] (0:10.90)	0:45.94 [2] (0:11.60)	0:34.34 [2] (0:11.61)	0:22.73 [2] (0:10.98)	0:11.75 [2] (0:11.75)
Average Speed [km/h]	54.5	66.4	62.6	62.6	65.9	61.2
Top Speed [km/h]	68.3	67.9	64.5	64.8	67.2	65.0
Avg. Dist. to Rail [m]	5.3	1.4	1.7	2.0	2.0	2.6
Avg. Stride Freq. [Hz]	2.4	2.4	2.3	2.3	2.4	2.3
Avg. Stride Length [m]	7.1	7.8	7.6	7.7	7.8	7.4



- [] Ranking at each section and finish
- .-.-.- No data available at this section
- NA No data available



Horse/Jockey Name	He's Heaven
Final Rank	2
Fastest Section Time (Section)	0:10.92 (400m)
Top Speed [km/h] (Section)	69.1 (1000m)
Race State	Finished



Doomben QLD Professional
Race 6: XXXX Gold Colts, Geldings and Entires BM68
Handicap - 1200m

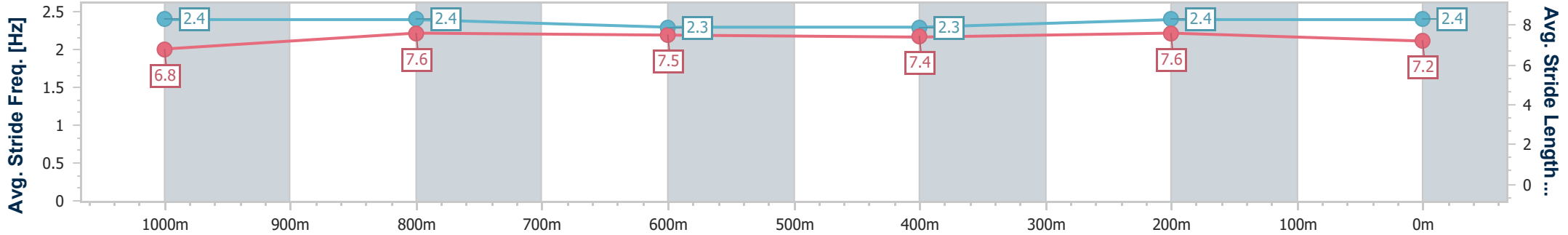
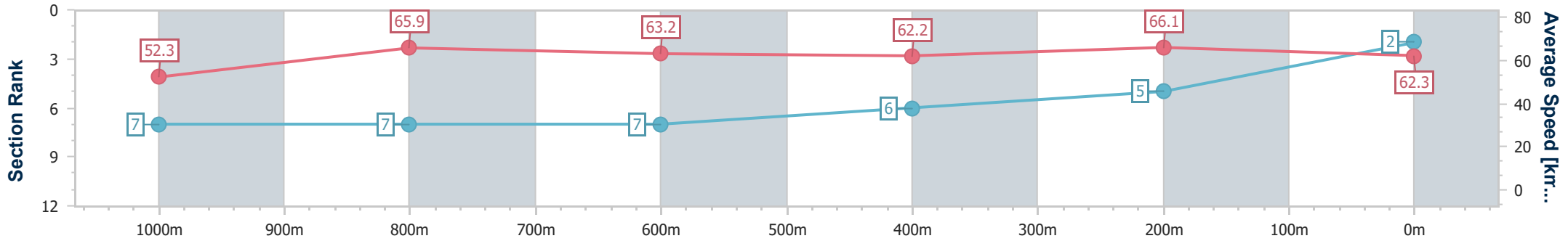
30 October 2024 - 16:28

Track Rating: Good 4, Weather: Fine, Rail Position: +6m Entire



BRISBANE
RACING CLUB

Section	Overall	1000m	800m	600m	400m	200m
Section Times	1:10.15 [2] (0:13.74)	0:56.41 [7] (0:10.98)	0:45.43 [7] (0:11.41)	0:34.02 [7] (0:11.59)	0:22.43 [6] (0:10.92)	0:11.51 [5] (0:11.51)
Average Speed [km/h]	52.3	65.9	63.2	62.2	66.1	62.3
Top Speed [km/h]	69.0	69.1	64.1	62.9	67.4	66.1
Avg. Dist. to Rail [m]	0.8	0.6	0.3	0.9	0.9	2.6
Avg. Stride Freq. [Hz]	2.4	2.4	2.3	2.3	2.4	2.4
Avg. Stride Length [m]	6.8	7.6	7.5	7.4	7.6	7.2



- [] Ranking at each section and finish
- .-.- No data available at this section
- NA No data available



Horse/Jockey Name	Sir Carter
Final Rank	3
Fastest Section Time (Section)	0:10.87 (1000m)
Top Speed [km/h] (Section)	68.8 (Overall)
Race State	Finished



Doomben QLD Professional
Race 6: XXXX Gold Colts, Geldings and Entires BM68
Handicap - 1200m

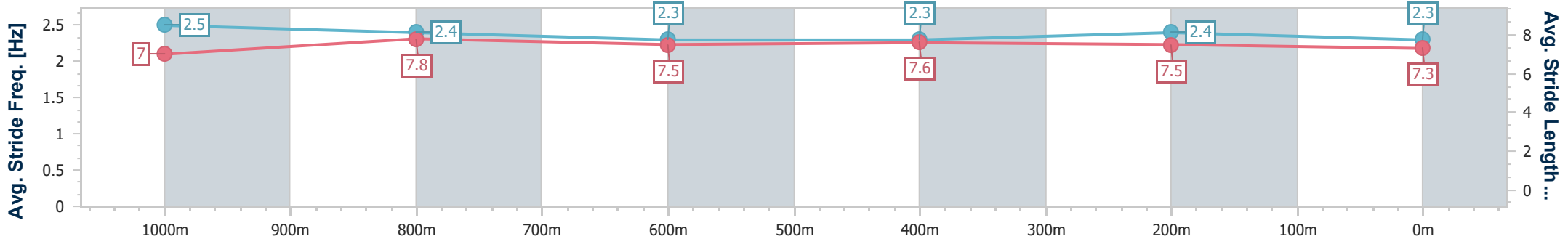
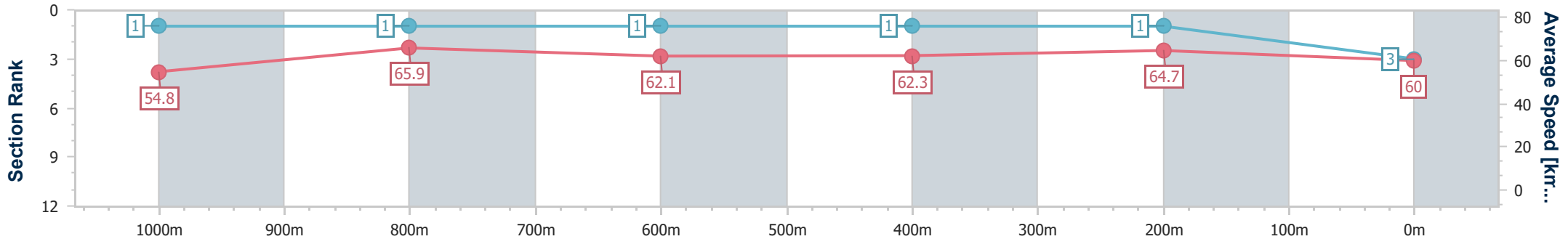
30 October 2024 - 16:28

Track Rating: Good 4, Weather: Fine, Rail Position: +6m Entire



BRISBANE
RACING CLUB

Section	Overall	1000m	800m	600m	400m	200m
Section Times	1:10.21 [3] (0:13.15)	0:57.06 [1] (0:10.87)	0:46.19 [1] (0:11.57)	0:34.62 [1] (0:11.50)	0:23.12 [1] (0:11.13)	0:11.99 [1] (0:11.99)
Average Speed [km/h]	54.8	65.9	62.1	62.3	64.7	60.0
Top Speed [km/h]	68.8	68.1	63.6	64.3	65.8	63.3
Avg. Dist. to Rail [m]	1.8	0.5	0.9	0.9	0.7	0.6
Avg. Stride Freq. [Hz]	2.5	2.4	2.3	2.3	2.4	2.3
Avg. Stride Length [m]	7.0	7.8	7.5	7.6	7.5	7.3



- [] Ranking at each section and finish
- .-.- No data available at this section
- NA No data available



Horse/Jockey Name	Boom Shot
Final Rank	4
Fastest Section Time (Section)	0:10.95 (400m)
Top Speed [km/h] (Section)	68.0 (400m)
Race State	Finished



Doomben QLD Professional
Race 6: XXXX Gold Colts, Geldings and Entires BM68
Handicap - 1200m

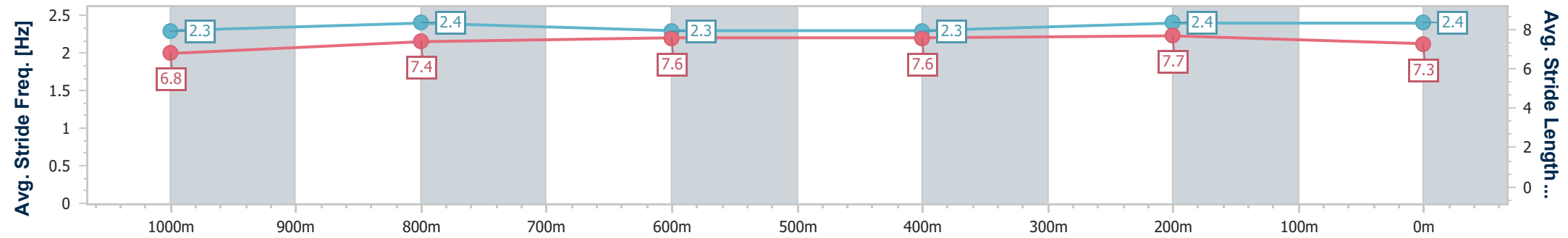
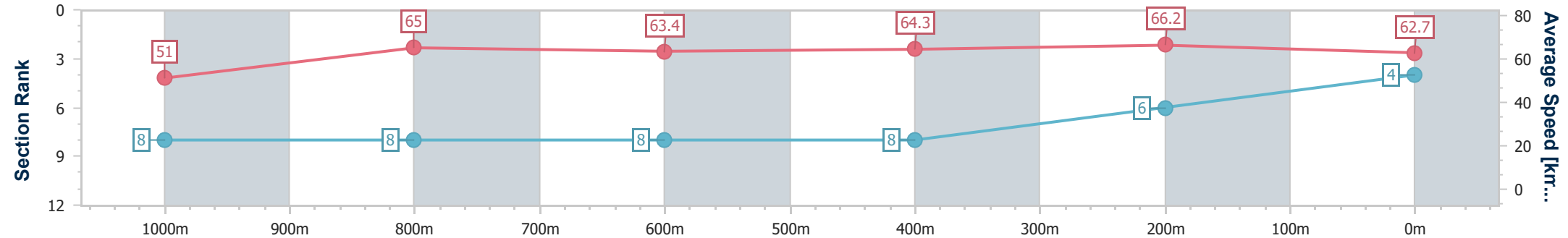
30 October 2024 - 16:28

Track Rating: Good 4, Weather: Fine, Rail Position: +6m Entire



BRISBANE
RACING CLUB

Section	Overall	1000m	800m	600m	400m	200m
Section Times	1:10.28 [4] (0:14.22)	0:56.06 [8] (0:11.03)	0:45.03 [8] (0:11.30)	0:33.73 [8] (0:11.33)	0:22.40 [8] (0:10.95)	0:11.45 [6] (0:11.45)
Average Speed [km/h]	51.0	65.0	63.4	64.3	66.2	62.7
Top Speed [km/h]	67.1	67.6	64.6	65.6	68.0	66.4
Avg. Dist. to Rail [m]	3.1	0.5	0.7	1.6	4.1	5.4
Avg. Stride Freq. [Hz]	2.3	2.4	2.3	2.3	2.4	2.4
Avg. Stride Length [m]	6.8	7.4	7.6	7.6	7.7	7.3



- [] Ranking at each section and finish
- .-.- No data available at this section
- NA No data available



Horse/Jockey Name	Magnus Bellagio
Final Rank	5
Fastest Section Time (Section)	0:10.98 (400m)
Top Speed [km/h] (Section)	68.6 (1000m)
Race State	Finished



Doomben QLD Professional
Race 6: XXXX Gold Colts, Geldings and Entires BM68
Handicap - 1200m

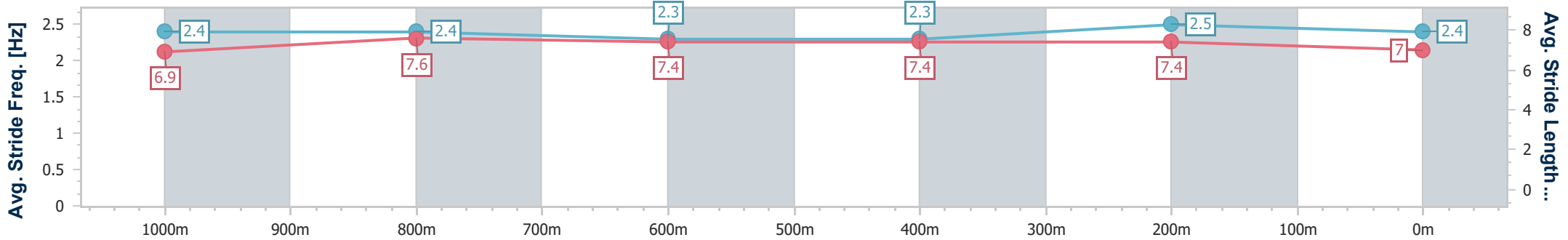
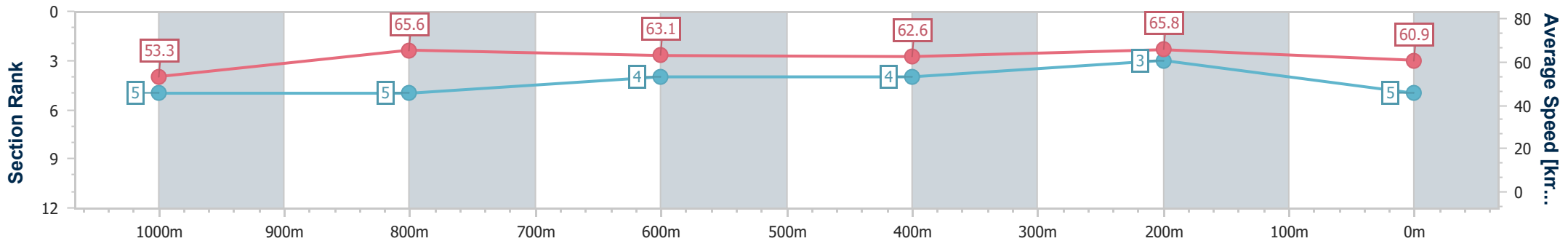
30 October 2024 - 16:28

Track Rating: Good 4, Weather: Fine, Rail Position: +6m Entire



BRISBANE
RACING CLUB

Section	Overall	1000m	800m	600m	400m	200m
Section Times	1:10.36 [5] (0:13.49)	0:56.87 [5] (0:11.00)	0:45.87 [5] (0:11.48)	0:34.39 [4] (0:11.58)	0:22.81 [4] (0:10.98)	0:11.83 [3] (0:11.83)
Average Speed [km/h]	53.3	65.6	63.1	62.6	65.8	60.9
Top Speed [km/h]	68.4	68.6	64.5	63.6	66.9	64.6
Avg. Dist. to Rail [m]	2.9	0.9	1.2	1.5	1.8	2.1
Avg. Stride Freq. [Hz]	2.4	2.4	2.3	2.3	2.5	2.4
Avg. Stride Length [m]	6.9	7.6	7.4	7.4	7.4	7.0



- [] Ranking at each section and finish
- .-.- No data available at this section
- NA No data available



Horse/Jockey Name	I Am A Marvel
Final Rank	6
Fastest Section Time (Section)	0:10.97 (1000m)
Top Speed [km/h] (Section)	68.6 (1000m)
Race State	Finished



Doomben QLD Professional
Race 6: XXXX Gold Colts, Geldings and Entires BM68
Handicap - 1200m

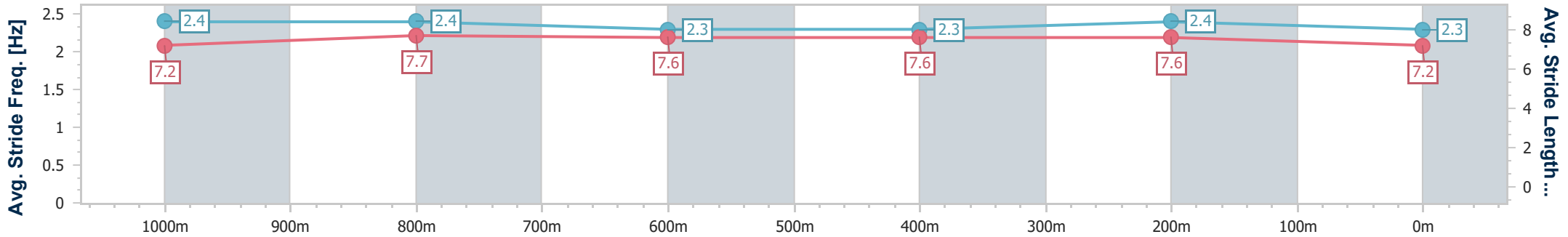
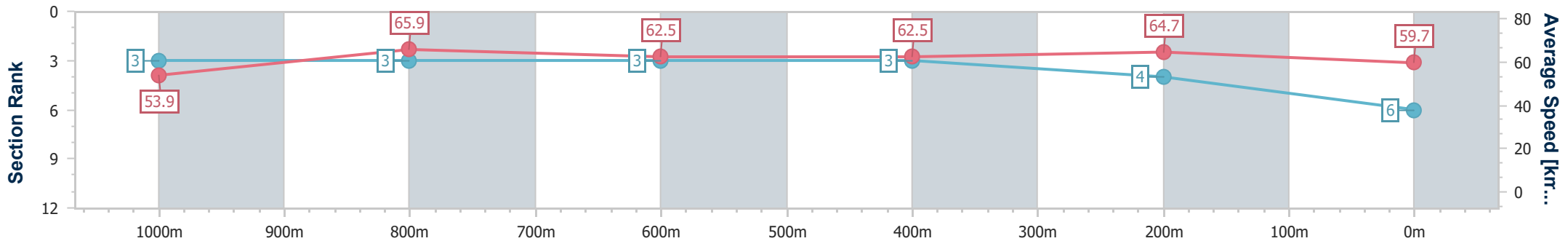
30 October 2024 - 16:28

Track Rating: Good 4, Weather: Fine, Rail Position: +6m Entire



BRISBANE
RACING CLUB

Section	Overall	1000m	800m	600m	400m	200m
Section Times	1:10.66 [6] (0:13.37)	0:57.29 [3] (0:10.97)	0:46.32 [3] (0:11.56)	0:34.76 [3] (0:11.60)	0:23.16 [3] (0:11.12)	0:12.04 [4] (0:12.04)
Average Speed [km/h]	53.9	65.9	62.5	62.5	64.7	59.7
Top Speed [km/h]	68.4	68.6	63.4	64.4	66.0	64.2
Avg. Dist. to Rail [m]	1.5	0.2	1.2	1.3	0.4	0.4
Avg. Stride Freq. [Hz]	2.4	2.4	2.3	2.3	2.4	2.3
Avg. Stride Length [m]	7.2	7.7	7.6	7.6	7.6	7.2



- [] Ranking at each section and finish
- .-.- No data available at this section
- NA No data available



Horse/Jockey Name	Convincibility
Final Rank	7
Fastest Section Time (Section)	0:11.06 (1000m)
Top Speed [km/h] (Section)	68.3 (400m)
Race State	Finished



Doomben QLD Professional
Race 6: XXXX Gold Colts, Geldings and Entires BM68
Handicap - 1200m

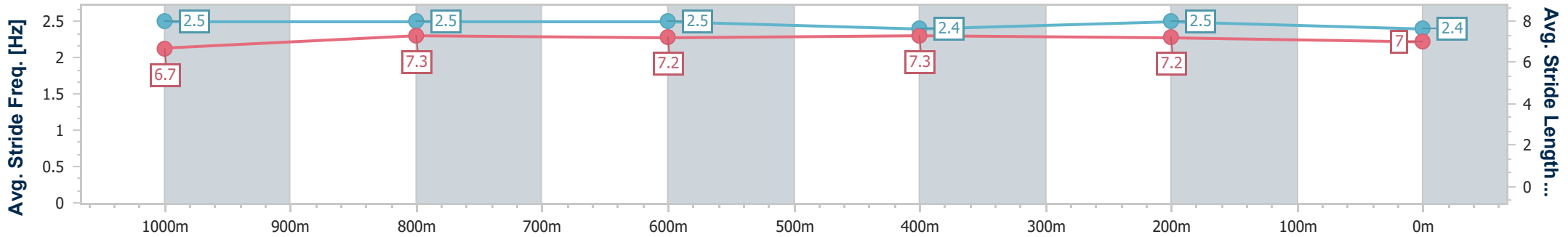
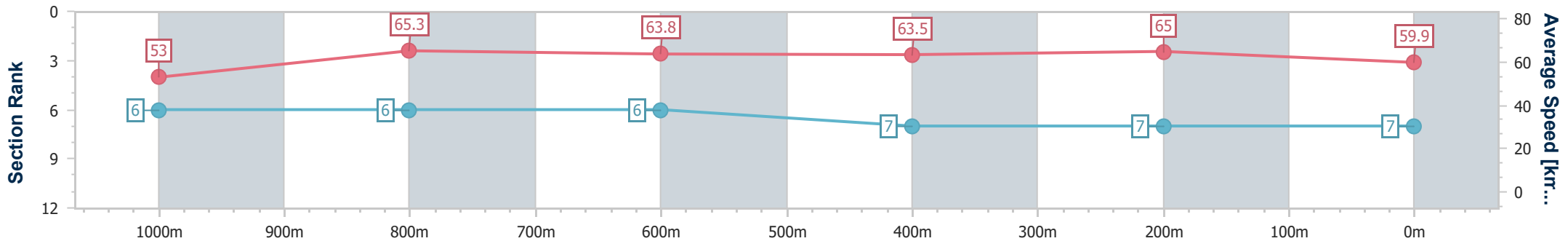
30 October 2024 - 16:28

Track Rating: Good 4, Weather: Fine, Rail Position: +6m Entire



BRISBANE
RACING CLUB

Section	Overall	1000m	800m	600m	400m	200m
Section Times	1:10.91 [7] (0:13.60)	0:57.31 [6] (0:11.06)	0:46.25 [6] (0:11.41)	0:34.84 [6] (0:11.66)	0:23.18 [7] (0:11.16)	0:12.02 [7] (0:12.02)
Average Speed [km/h]	53.0	65.3	63.8	63.5	65.0	59.9
Top Speed [km/h]	65.8	66.3	65.2	64.1	68.3	63.6
Avg. Dist. to Rail [m]	4.4	1.4	2.6	4.2	4.4	4.4
Avg. Stride Freq. [Hz]	2.5	2.5	2.5	2.4	2.5	2.4
Avg. Stride Length [m]	6.7	7.3	7.2	7.3	7.2	7.0



- [] Ranking at each section and finish
- .-.- No data available at this section
- NA No data available



Horse/Jockey Name	Brocky
Final Rank	8
Fastest Section Time (Section)	0:11.01 (1000m)
Top Speed [km/h] (Section)	67.7 (Overall)
Race State	Finished



Doomben QLD Professional
Race 6: XXXX Gold Colts, Geldings and Entires BM68
Handicap - 1200m

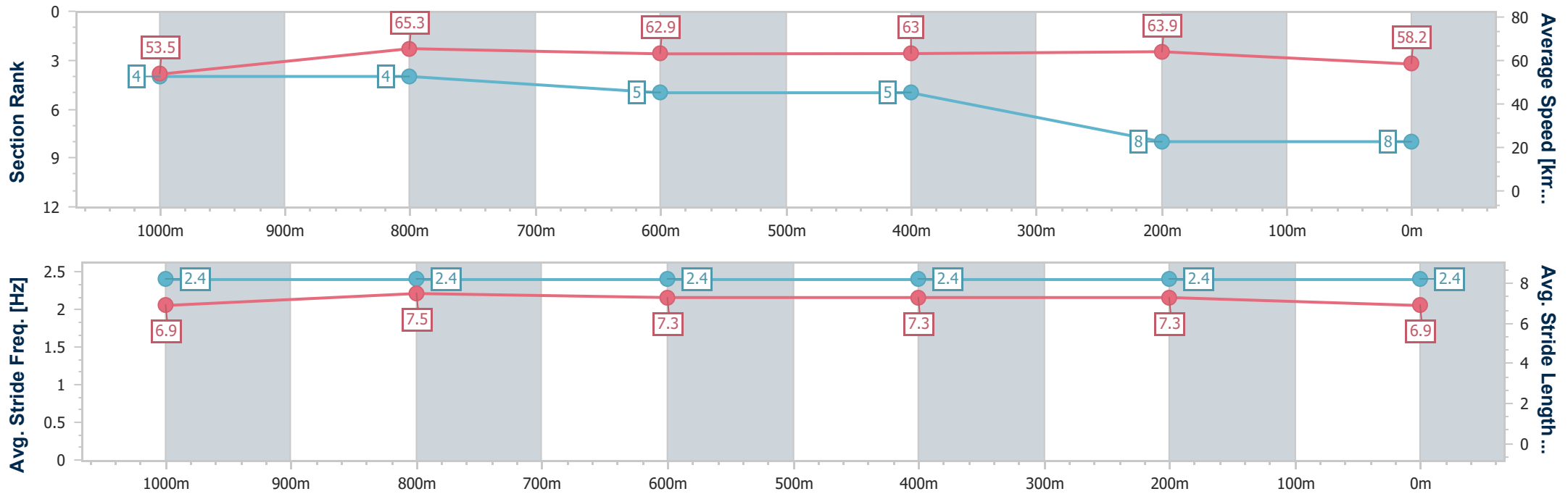
30 October 2024 - 16:28

Track Rating: Good 4, Weather: Fine, Rail Position: +6m Entire



BRISBANE
RACING CLUB

Section	Overall	1000m	800m	600m	400m	200m
Section Times	1:11.37 [8] (0:13.47)	0:57.90 [4] (0:11.01)	0:46.89 [4] (0:11.56)	0:35.33 [5] (0:11.62)	0:23.71 [5] (0:11.30)	0:12.41 [8] (0:12.41)
Average Speed [km/h]	53.5	65.3	62.9	63.0	63.9	58.2
Top Speed [km/h]	67.7	67.6	64.4	65.0	64.9	62.0
Avg. Dist. to Rail [m]	0.8	0.5	1.9	3.1	1.1	0.7
Avg. Stride Freq. [Hz]	2.4	2.4	2.4	2.4	2.4	2.4
Avg. Stride Length [m]	6.9	7.5	7.3	7.3	7.3	6.9



- [] Ranking at each section and finish
- .-.- No data available at this section
- NA No data available



Horse/Jockey Name	John Rambo
Final Rank	2147483647
Fastest Section Time (Section)	0:00.00 (Overall)
Top Speed [km/h] (Section)	--
Race State	DidNotFinish



Doomben QLD Professional
Race 6: XXXX Gold Colts, Geldings and Entires BM68
Handicap - 1200m

30 October 2024 - 16:28

Track Rating: Good 4, Weather: Fine, Rail Position: +6m Entire



BRISBANE
RACING CLUB

Section	Overall	1000m	800m	600m	400m	200m							
Section Times	-:--	-:--	-:--	-:--	-:--	-:--							

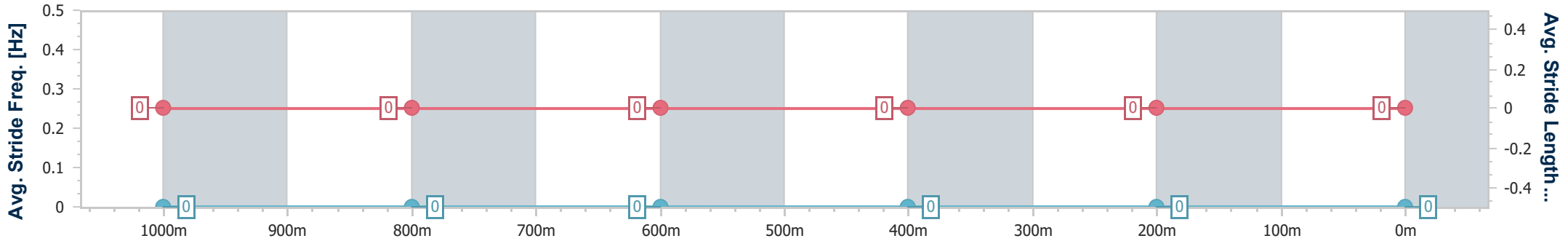
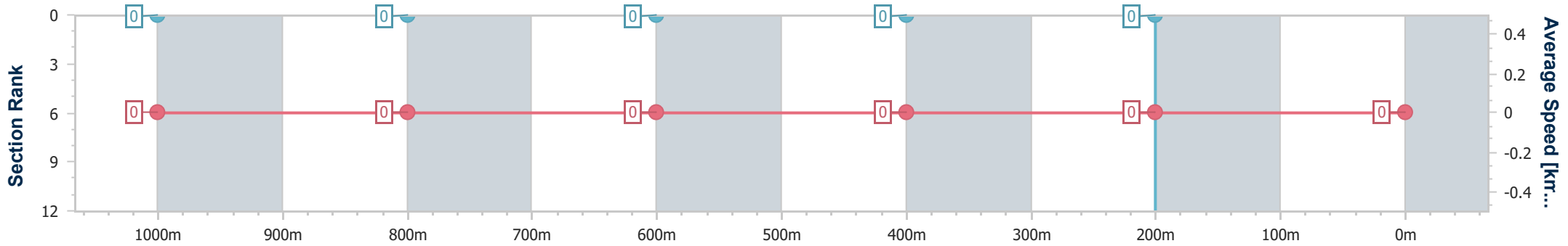
Average Speed [km/h]	0.0	0.0	0.0	0.0	0.0	0.0							
----------------------	-----	-----	-----	-----	-----	-----	--	--	--	--	--	--	--

Top Speed [km/h]	--	--	--	--	--	--							
------------------	----	----	----	----	----	----	--	--	--	--	--	--	--

Avg. Dist. to Rail [m]	0.0	0.0	0.0	0.0	0.0	0.0							
------------------------	-----	-----	-----	-----	-----	-----	--	--	--	--	--	--	--

Avg. Stride Freq. [Hz]	--	--	--	--	--	--							
------------------------	----	----	----	----	----	----	--	--	--	--	--	--	--

Avg. Stride Length [m]	--	--	--	--	--	--							
------------------------	----	----	----	----	----	----	--	--	--	--	--	--	--



- [] Ranking at each section and finish
- :-- No data available at this section
- NA No data available