



Sunshine Coast QLD Professional

Race 6: THE iX1. COASTLINE BMW BENCHMARK 80 Handicap - 1000m

25 January 2025 - 15:09



Track Rating: Good 4, Weather: Overcast, Rail Position: True

Section				Overall	800m	600m	400m	200m	Last 600m			
Field Times				0:58.56 (0:13.49)	0:45.07 (0:10.68)	0:34.39 (0:11.19)	0:23.20 (0:11.34)	0:11.86 (0:11.86)	0:34.39			
Rank	TAB	Horse/Jockey	Barrier	Top Speed [km/h]	Fastest Section			Margin	Distance Travelled [m]			
1	13	WILD BOTANICA Kyle Wilson-Taylor	9	67.6 800m	0:10.84 800m	0:58.56 [1] (0:13.49)	0:45.07 [1] (0:10.84)	0:34.23 [4] (0:11.24)	0:22.99 [3] (0:11.13)	0:11.86 [1] (0:11.86)	0:58.56	0:34.23
2	14	TERMAGANT Nikita Beriman	12	67.4 600m	0:11.02 800m	0:58.66 [2] (0:13.74)	0:44.92 [8] (0:11.02)	0:33.90 [9] (0:11.04)	0:22.86 [9] (0:11.31)	0:11.55 [11] (0:11.55)	0.5L	0:33.90 +0
3	5	RELIABLE RUBY Ryan Curatolo	16	68.4 600m	0:10.96 600m	0:58.70 [3] (0:14.05)	0:44.65 [11] (0:11.03)	0:33.62 [11] (0:10.96)	0:22.66 [11] (0:10.98)	0:11.68 [9] (0:11.68)	0.7L	0:33.62 +1
3	11	SECRET REVOLUTION Justin Huxtable	15	68.6 800m	0:10.82 400m	0:58.70 [3] (0:13.75)	0:44.95 [9] (0:10.97)	0:33.98 [8] (0:11.22)	0:22.76 [10] (0:10.82)	0:11.94 [2] (0:11.94)	0.7L	0:33.98 +6
5	1	KINGSTON'S HERE Jasper Franklin	2	67.2 800m	0:10.97 800m	0:58.76 [5] (0:13.80)	0:44.96 [10] (0:10.97)	0:33.99 [10] (0:11.00)	0:22.99 [8] (0:11.08)	0:11.91 [6] (0:11.91)	0.9L	0:33.99 -4
6	15	ANOTHER COGNAC Angela Jones	7	67.5 800m	0:11.06 800m	0:58.79 [6] (0:13.60)	0:45.19 [5] (0:11.06)	0:34.13 [7] (0:11.11)	0:23.02 [7] (0:11.12)	0:11.90 [7] (0:11.90)	1.1L	0:34.13 +1
7	10	STANISLAUS Taylor Marshall	1	68.1 800m	0:10.91 800m	0:58.90 [7] (0:13.63)	0:45.27 [6] (0:10.91)	0:34.36 [6] (0:11.05)	0:23.31 [4] (0:11.22)	0:12.09 [3] (0:12.09)	1.6L	0:34.36 -4
8	6	HEARTONI Cody Collis	5	69.7 800m	0:10.66 800m	0:59.12 [8] (0:13.51)	0:45.61 [3] (0:10.66)	0:34.95 [1] (0:11.30)	0:23.65 [2] (0:11.36)	0:12.29 [4] (0:12.29)	2.9L	0:34.95 -2
9	16	ZINGALONG Minonette Kennedy	11	68.5 800m	0:10.80 800m	0:59.22 [9] (0:13.51)	0:45.71 [2] (0:10.80)	0:34.91 [3] (0:11.29)	0:23.62 [5] (0:11.34)	0:12.28 [8] (0:12.28)	3.4L	0:34.91 +3
10	7	FLAMING CONQUEST Georgina Cartwright	4	67.9 800m	0:10.72 800m	0:59.43 [10] (0:13.54)	0:45.89 [4] (0:10.72)	0:35.17 [2] (0:11.10)	0:24.07 [1] (0:11.48)	0:12.59 [5] (0:12.59)	4.4L	0:35.17 -7

Scratched: Kote (#4), Amigo (#9), Zouperb (#8), Mr Galazi (#12), Saltaire (#3)

[] Ranking at each section and finish
 -:-:- No data available at this section
 NA No data available

SCN Saddle cloth number
 DNF Did not finish
 DNT Did not track



Sunshine Coast QLD Professional

Race 6: THE iX1. COASTLINE BMW BENCHMARK 80 Handicap - 1000m

25 January 2025 - 15:09



Track Rating: Good 4, Weather: Overcast, Rail Position: True

Section		Overall	800m	600m	400m	200m	Last 600m					
Field Times		0:58.56 (0:13.49)	0:45.07 (0:10.68)	0:34.39 (0:11.19)	0:23.20 (0:11.34)	0:11.86 (0:11.86)	0:34.39					
Rank	TAB Horse/Jockey	Barrier	Top Speed [km/h]	Fastest Section	Margin			Distance Travelled [m]				
11	2 IMMORAL James Orman	6	69.1 800m	0:10.77 800m	0:59.52 [11] (0:13.73)	0:45.79 [7] (0:10.77)	0:35.02 [5] (0:11.19)	0:23.83 [6] (0:11.37)	0:12.46 [10] (0:12.46)	4.8L	0:35.02	-2

Scratched: Kote (#4), Amigo (#9), Zouperb (#8), Mr Galazi (#12), Saltaire (#3)

[] Ranking at each section and finish
 -:-:-:- No data available at this section
 NA No data available

SCN Saddle cloth number
 DNF Did not finish
 DNT Did not track



Horse/Jockey Name	Wild Botanica
Final Rank	1
Fastest Section Time (Section)	0:10.84 (800m)
Top Speed [km/h] (Section)	67.6 (800m)
Race State	Finished



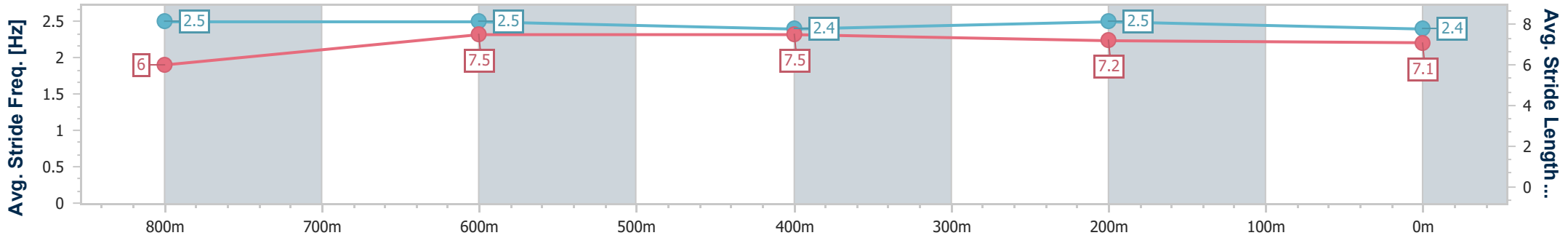
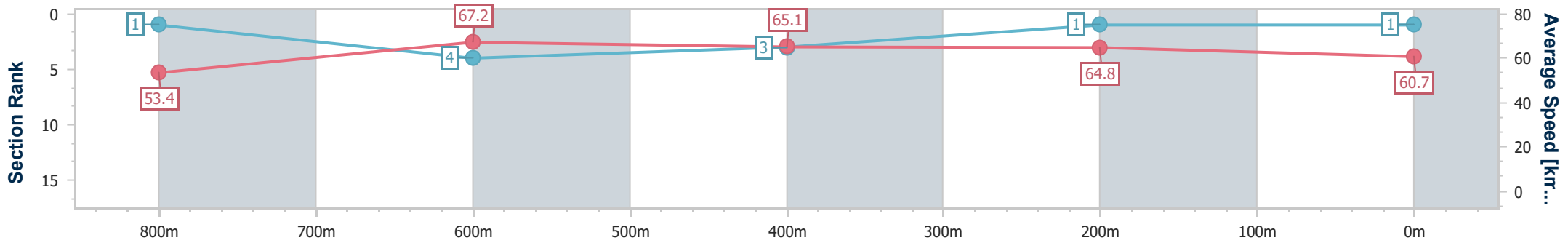
Sunshine Coast QLD Professional
 Race 6: THE iX1. COASTLINE BMW BENCHMARK 80 Handicap
 - 1000m



25 January 2025 - 15:09

Track Rating: Good 4, Weather: Overcast, Rail Position: True

Section	Overall	800m	600m	400m	200m
Section Times	0:58.56 [1] (0:13.49)	0:45.07 [1] (0:10.84)	0:34.23 [4] (0:11.24)	0:22.99 [3] (0:11.13)	0:11.86 [1] (0:11.86)
Average Speed [km/h]	53.4	67.2	65.1	64.8	60.7
Top Speed [km/h]	67.1	67.6	66.7	65.3	64.2
Avg. Dist. to Rail [m]	8.3	4.3	2.4	4.9	6.4
Avg. Stride Freq. [Hz]	2.5	2.5	2.4	2.5	2.4
Avg. Stride Length [m]	6.0	7.5	7.5	7.2	7.1



- [] Ranking at each section and finish
- .-.- No data available at this section
- NA No data available



Horse/Jockey Name	Termagant
Final Rank	2
Fastest Section Time (Section)	0:11.02 (800m)
Top Speed [km/h] (Section)	67.4 (600m)
Race State	Finished



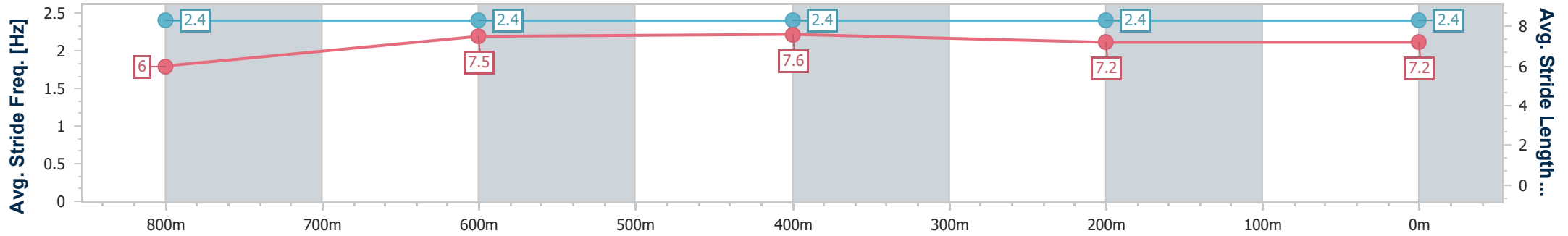
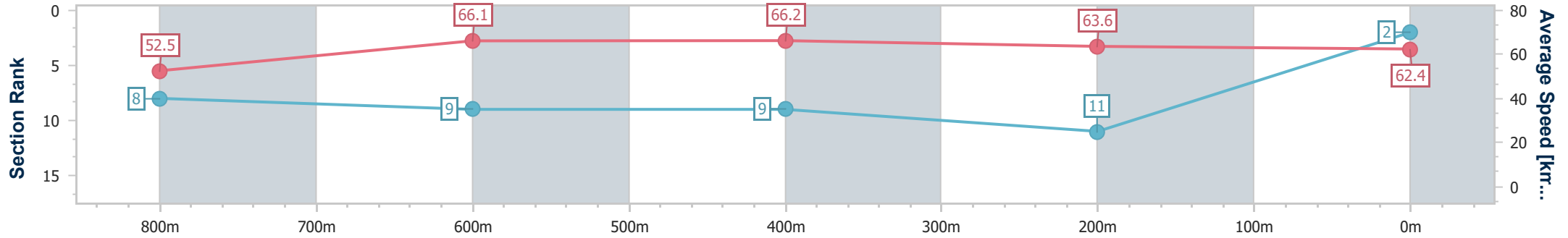
Sunshine Coast QLD Professional
Race 6: THE iX1. COASTLINE BMW BENCHMARK 80 Handicap - 1000m



25 January 2025 - 15:09

Track Rating: Good 4, Weather: Overcast, Rail Position: True

Section	Overall	800m	600m	400m	200m
Section Times	0:58.66 [2] (0:13.74)	0:44.92 [8] (0:11.02)	0:33.90 [9] (0:11.04)	0:22.86 [9] (0:11.31)	0:11.55 [11] (0:11.55)
Average Speed [km/h]	52.5	66.1	66.2	63.6	62.4
Top Speed [km/h]	66.1	67.3	67.4	66.5	63.8
Avg. Dist. to Rail [m]	9.6	4.1	2.3	5.2	7.7
Avg. Stride Freq. [Hz]	2.4	2.4	2.4	2.4	2.4
Avg. Stride Length [m]	6.0	7.5	7.6	7.2	7.2



- [] Ranking at each section and finish
- .-.- No data available at this section
- NA No data available



Horse/Jockey Name	Secret Revolution
Final Rank	3
Fastest Section Time (Section)	0:10.82 (400m)
Top Speed [km/h] (Section)	68.6 (800m)
Race State	Finished



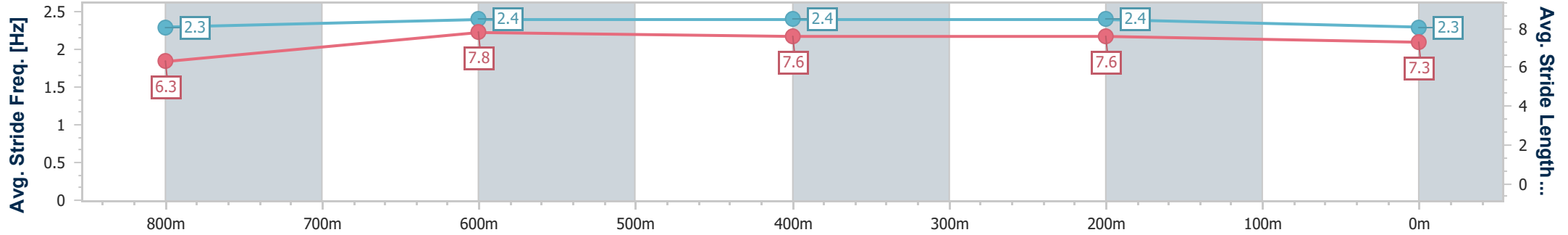
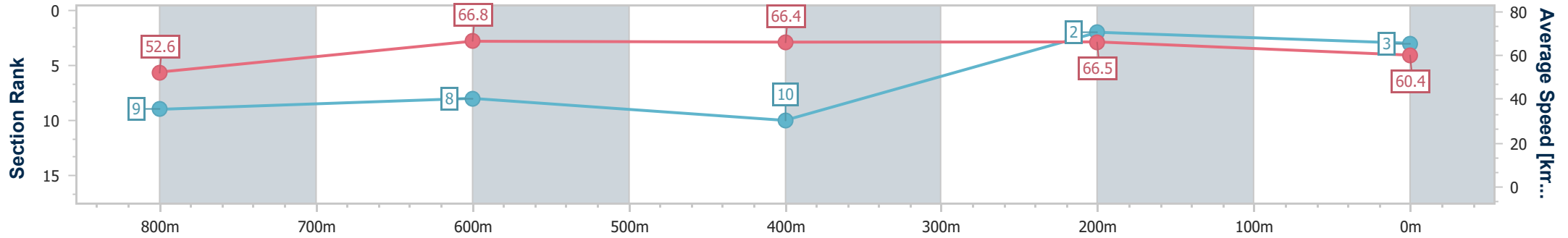
Sunshine Coast QLD Professional
Race 6: THE iX1. COASTLINE BMW BENCHMARK 80 Handicap - 1000m



25 January 2025 - 15:09

Track Rating: Good 4, Weather: Overcast, Rail Position: True

Section	Overall	800m	600m	400m	200m
Section Times	0:58.70 [3] (0:13.75)	0:44.95 [9] (0:10.97)	0:33.98 [8] (0:11.22)	0:22.76 [10] (0:10.82)	0:11.94 [2] (0:11.94)
Average Speed [km/h]	52.6	66.8	66.4	66.5	60.4
Top Speed [km/h]	66.0	68.6	68.4	68.6	64.4
Avg. Dist. to Rail [m]	10.9	6.2	5.3	8.2	9.6
Avg. Stride Freq. [Hz]	2.3	2.4	2.4	2.4	2.3
Avg. Stride Length [m]	6.3	7.8	7.6	7.6	7.3



- [] Ranking at each section and finish
- .-.- No data available at this section
- NA No data available



Horse/Jockey Name	Reliable Ruby
Final Rank	3
Fastest Section Time (Section)	0:10.96 (600m)
Top Speed [km/h] (Section)	68.4 (600m)
Race State	Finished



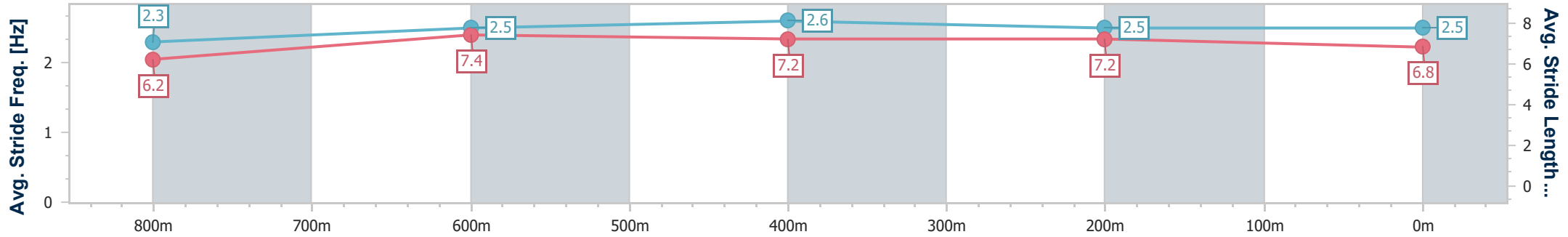
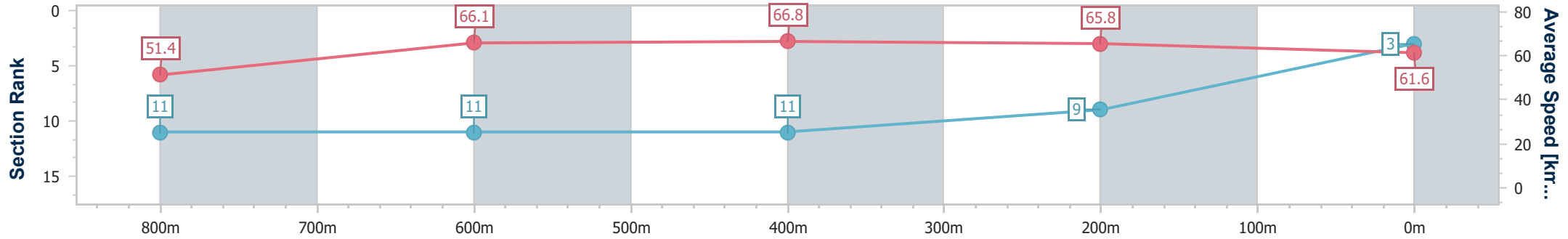
Sunshine Coast QLD Professional
 Race 6: THE iX1. COASTLINE BMW BENCHMARK 80 Handicap
 - 1000m



25 January 2025 - 15:09

Track Rating: Good 4, Weather: Overcast, Rail Position: True

Section	Overall	800m	600m	400m	200m
Section Times	0:58.70 [3] (0:14.05)	0:44.65 [11] (0:11.03)	0:33.62 [11] (0:10.96)	0:22.66 [11] (0:10.98)	0:11.68 [9] (0:11.68)
Average Speed [km/h]	51.4	66.1	66.8	65.8	61.6
Top Speed [km/h]	66.0	68.3	68.4	66.9	64.5
Avg. Dist. to Rail [m]	10.6	3.8	2.7	8.1	8.5
Avg. Stride Freq. [Hz]	2.3	2.5	2.6	2.5	2.5
Avg. Stride Length [m]	6.2	7.4	7.2	7.2	6.8



- [] Ranking at each section and finish
- .-.- No data available at this section
- NA No data available



Horse/Jockey Name	Kingston's Here
Final Rank	5
Fastest Section Time (Section)	0:10.97 (800m)
Top Speed [km/h] (Section)	67.2 (800m)
Race State	Finished



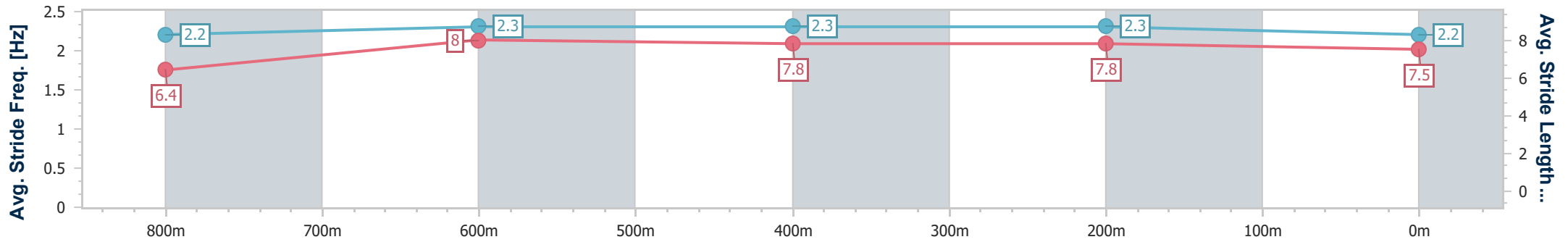
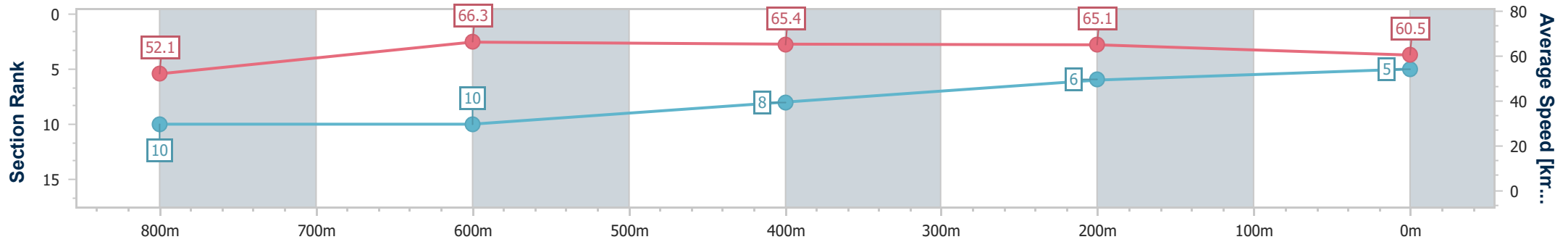
Sunshine Coast QLD Professional
 Race 6: THE iX1. COASTLINE BMW BENCHMARK 80 Handicap
 - 1000m



25 January 2025 - 15:09

Track Rating: Good 4, Weather: Overcast, Rail Position: True

Section	Overall	800m	600m	400m	200m
Section Times	0:58.76 [5] (0:13.80)	0:44.96 [10] (0:10.97)	0:33.99 [10] (0:11.00)	0:22.99 [8] (0:11.08)	0:11.91 [6] (0:11.91)
Average Speed [km/h]	52.1	66.3	65.4	65.1	60.5
Top Speed [km/h]	65.8	67.2	67.2	66.4	63.6
Avg. Dist. to Rail [m]	4.7	2.3	0.4	0.5	1.5
Avg. Stride Freq. [Hz]	2.2	2.3	2.3	2.3	2.2
Avg. Stride Length [m]	6.4	8.0	7.8	7.8	7.5



- [] Ranking at each section and finish
- .-.- No data available at this section
- NA No data available



Horse/Jockey Name	Another Cognac
Final Rank	6
Fastest Section Time (Section)	0:11.06 (800m)
Top Speed [km/h] (Section)	67.5 (800m)
Race State	Finished



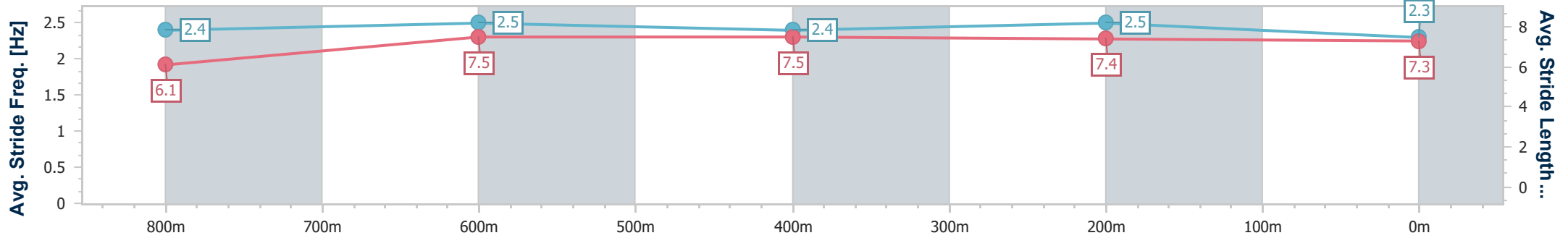
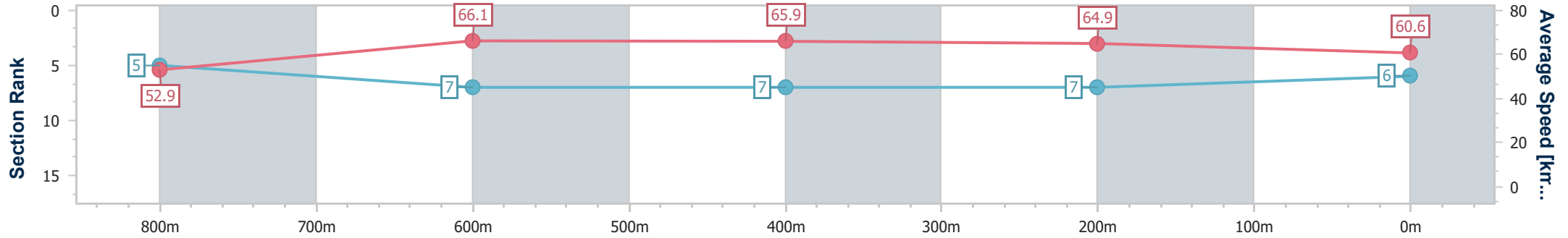
Sunshine Coast QLD Professional
 Race 6: THE iX1. COASTLINE BMW BENCHMARK 80 Handicap
 - 1000m



25 January 2025 - 15:09

Track Rating: Good 4, Weather: Overcast, Rail Position: True

Section	Overall	800m	600m	400m	200m
Section Times	0:58.79 [6] (0:13.60)	0:45.19 [5] (0:11.06)	0:34.13 [7] (0:11.11)	0:23.02 [7] (0:11.12)	0:11.90 [7] (0:11.90)
Average Speed [km/h]	52.9	66.1	65.9	64.9	60.6
Top Speed [km/h]	65.8	67.5	67.0	65.8	62.9
Avg. Dist. to Rail [m]	7.1	4.4	2.9	4.9	5.7
Avg. Stride Freq. [Hz]	2.4	2.5	2.4	2.5	2.3
Avg. Stride Length [m]	6.1	7.5	7.5	7.4	7.3



- [] Ranking at each section and finish
- .-.- No data available at this section
- NA No data available



Horse/Jockey Name	Stanislaus
Final Rank	7
Fastest Section Time (Section)	0:10.91 (800m)
Top Speed [km/h] (Section)	68.1 (800m)
Race State	Finished



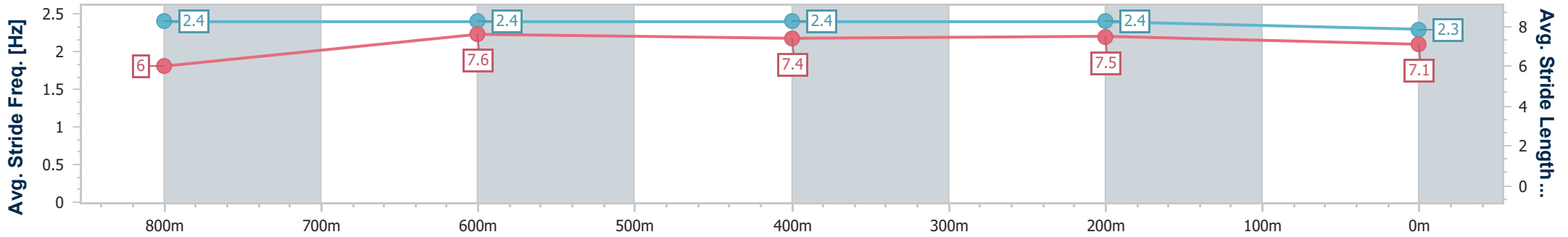
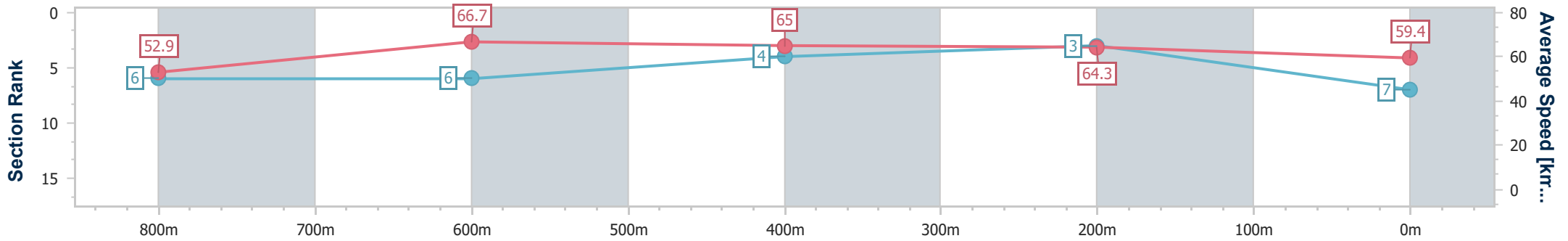
Sunshine Coast QLD Professional
 Race 6: THE iX1. COASTLINE BMW BENCHMARK 80 Handicap
 - 1000m



25 January 2025 - 15:09

Track Rating: Good 4, Weather: Overcast, Rail Position: True

Section	Overall	800m	600m	400m	200m
Section Times	0:58.90 [7] (0:13.63)	0:45.27 [6] (0:10.91)	0:34.36 [6] (0:11.05)	0:23.31 [4] (0:11.22)	0:12.09 [3] (0:12.09)
Average Speed [km/h]	52.9	66.7	65.0	64.3	59.4
Top Speed [km/h]	66.5	68.1	66.6	65.2	62.7
Avg. Dist. to Rail [m]	2.9	2.8	0.6	0.7	2.4
Avg. Stride Freq. [Hz]	2.4	2.4	2.4	2.4	2.3
Avg. Stride Length [m]	6.0	7.6	7.4	7.5	7.1



- [] Ranking at each section and finish
- .-.- No data available at this section
- NA No data available



Horse/Jockey Name	Heartoni
Final Rank	8
Fastest Section Time (Section)	0:10.66 (800m)
Top Speed [km/h] (Section)	69.7 (800m)
Race State	Finished



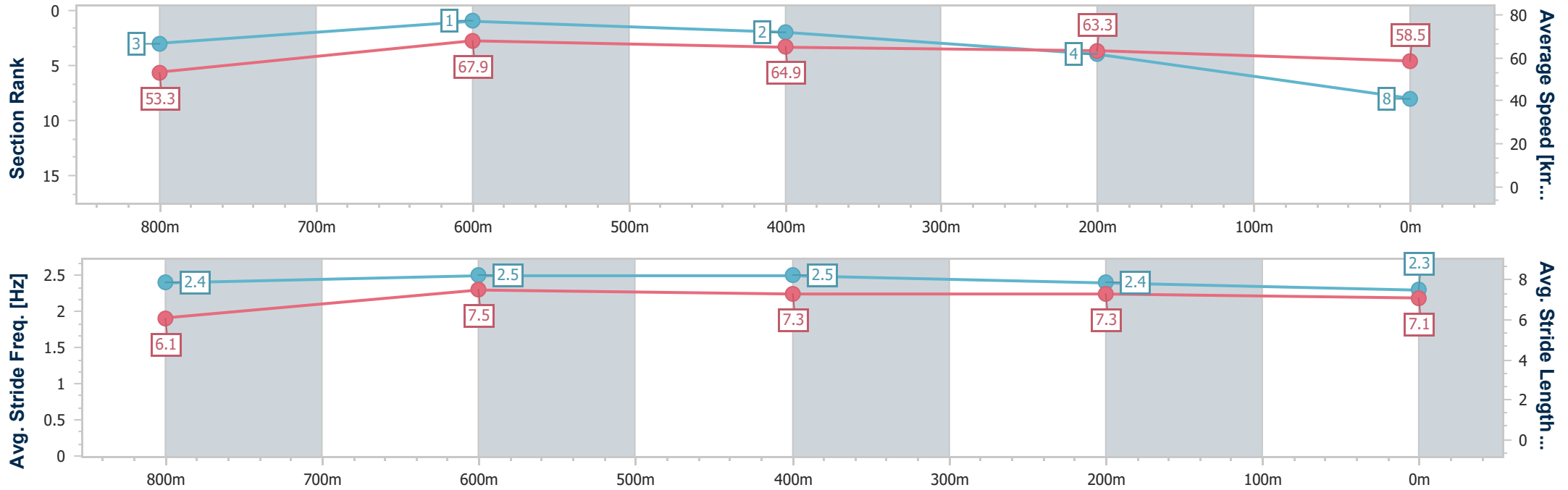
Sunshine Coast QLD Professional
Race 6: THE iX1. COASTLINE BMW BENCHMARK 80 Handicap - 1000m



25 January 2025 - 15:09

Track Rating: Good 4, Weather: Overcast, Rail Position: True

Section	Overall	800m	600m	400m	200m
Section Times	0:59.12 [8] (0:13.51)	0:45.61 [3] (0:10.66)	0:34.95 [1] (0:11.30)	0:23.65 [2] (0:11.36)	0:12.29 [4] (0:12.29)
Average Speed [km/h]	53.3	67.9	64.9	63.3	58.5
Top Speed [km/h]	66.4	69.7	67.3	66.0	62.3
Avg. Dist. to Rail [m]	5.6	2.8	2.4	4.9	6.0
Avg. Stride Freq. [Hz]	2.4	2.5	2.5	2.4	2.3
Avg. Stride Length [m]	6.1	7.5	7.3	7.3	7.1



- [] Ranking at each section and finish
- .-.- No data available at this section
- NA No data available



Horse/Jockey Name	Zingalong
Final Rank	9
Fastest Section Time (Section)	0:10.80 (800m)
Top Speed [km/h] (Section)	68.5 (800m)
Race State	Finished



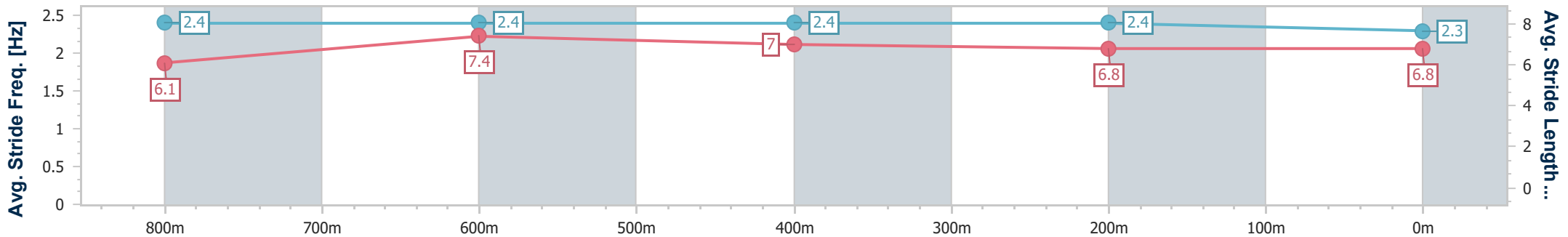
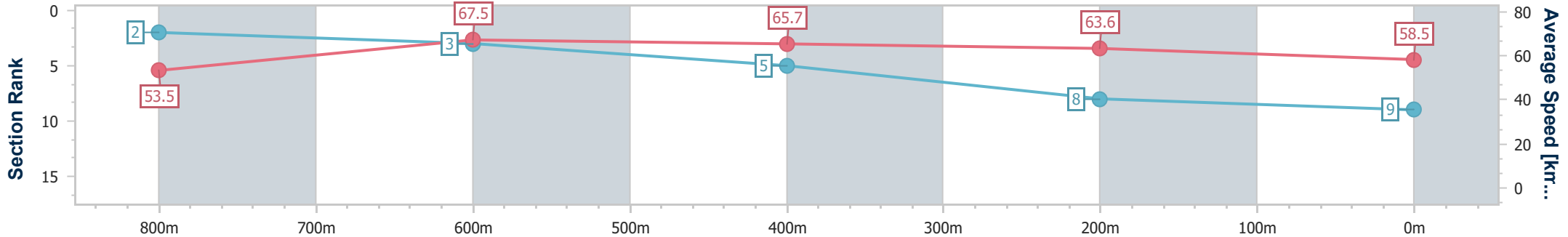
Sunshine Coast QLD Professional
 Race 6: THE iX1. COASTLINE BMW BENCHMARK 80 Handicap
 - 1000m



25 January 2025 - 15:09

Track Rating: Good 4, Weather: Overcast, Rail Position: True

Section	Overall	800m	600m	400m	200m
Section Times	0:59.22 [9] (0:13.51)	0:45.71 [2] (0:10.80)	0:34.91 [3] (0:11.29)	0:23.62 [5] (0:11.34)	0:12.28 [8] (0:12.28)
Average Speed [km/h]	53.5	67.5	65.7	63.6	58.5
Top Speed [km/h]	67.4	68.5	66.9	65.0	62.1
Avg. Dist. to Rail [m]	9.4	5.0	4.9	8.2	8.9
Avg. Stride Freq. [Hz]	2.4	2.4	2.4	2.4	2.3
Avg. Stride Length [m]	6.1	7.4	7.0	6.8	6.8



- [] Ranking at each section and finish
- .-.- No data available at this section
- NA No data available



Horse/Jockey Name	Flaming Conquest
Final Rank	10
Fastest Section Time (Section)	0:10.72 (800m)
Top Speed [km/h] (Section)	67.9 (800m)
Race State	Finished



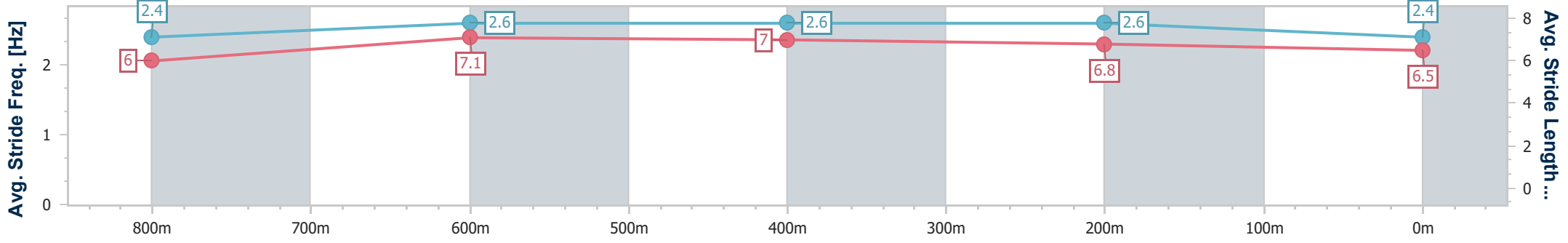
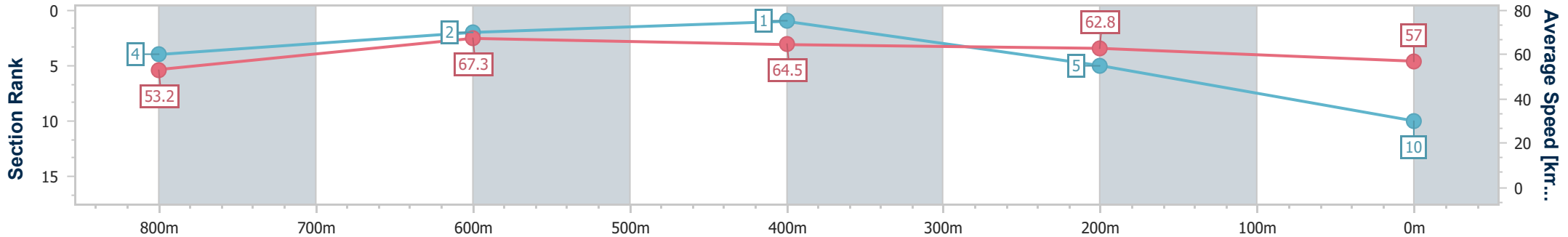
Sunshine Coast QLD Professional
 Race 6: THE iX1. COASTLINE BMW BENCHMARK 80 Handicap
 - 1000m



25 January 2025 - 15:09

Track Rating: Good 4, Weather: Overcast, Rail Position: True

Section	Overall	800m	600m	400m	200m
Section Times	0:59.43 [10] (0:13.54)	0:45.89 [4] (0:10.72)	0:35.17 [2] (0:11.10)	0:24.07 [1] (0:11.48)	0:12.59 [5] (0:12.59)
Average Speed [km/h]	53.2	67.3	64.5	62.8	57.0
Top Speed [km/h]	67.3	67.9	66.3	64.2	61.6
Avg. Dist. to Rail [m]	4.3	1.4	0.6	1.3	3.1
Avg. Stride Freq. [Hz]	2.4	2.6	2.6	2.6	2.4
Avg. Stride Length [m]	6.0	7.1	7.0	6.8	6.5



- [] Ranking at each section and finish
- .-.- No data available at this section
- NA No data available



Horse/Jockey Name	Immoral
Final Rank	11
Fastest Section Time (Section)	0:10.77 (800m)
Top Speed [km/h] (Section)	69.1 (800m)
Race State	Finished



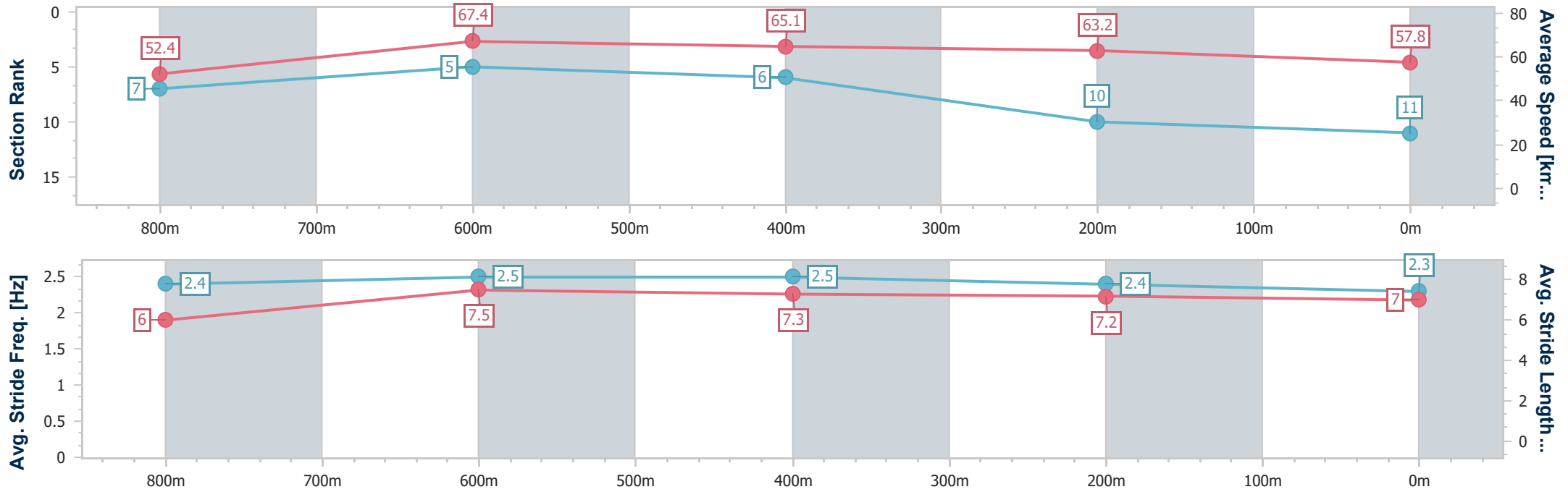
Sunshine Coast QLD Professional
Race 6: THE iX1. COASTLINE BMW BENCHMARK 80 Handicap - 1000m



25 January 2025 - 15:09

Track Rating: Good 4, Weather: Overcast, Rail Position: True

Section	Overall	800m	600m	400m	200m
Section Times	0:59.52 [11] (0:13.73)	0:45.79 [7] (0:10.77)	0:35.02 [5] (0:11.19)	0:23.83 [6] (0:11.37)	0:12.46 [10] (0:12.46)
Average Speed [km/h]	52.4	67.4	65.1	63.2	57.8
Top Speed [km/h]	66.2	69.1	66.8	65.1	61.9
Avg. Dist. to Rail [m]	5.7	3.1	1.7	2.8	4.4
Avg. Stride Freq. [Hz]	2.4	2.5	2.5	2.4	2.3
Avg. Stride Length [m]	6.0	7.5	7.3	7.2	7.0



- [] Ranking at each section and finish
- .-.- No data available at this section
- NA No data available



Sunshine Coast QLD Professional

Race 7: THE 3. COASTLINE BMW BENCHMARK 70 Handicap - 1200m

25 January 2025 - 15:47



Track Rating: Good 4, Weather: Overcast, Rail Position: True

Section													Last 600m	
Field Times		Overall	1000m	800m	600m	400m	200m						0:35.08	
		1:11.33 (0:13.59)	0:57.74 (0:11.05)	0:46.69 (0:11.61)	0:35.08 (0:11.64)	0:23.44 (0:11.73)	0:11.71 (0:11.71)							
Rank	TAB	Horse/Jockey	Barrier	Top Speed [km/h]	Fastest Section							Margin	Distance Travelled [m]	
1	10	RIMBAUD Jag Guthmann-Chester	8	67.8 1000m	0:10.93 1000m	1:11.33 [1] (0:13.97)	0:57.36 [5] (0:10.93)	0:46.43 [3] (0:11.78)	0:34.65 [4] (0:11.78)	0:22.87 [4] (0:11.21)	0:11.66 [2] (0:11.66)	1:11.33	0:34.65	
2	11	WINSOME STAR Samantha Collett	15	67.9 400m	0:10.80 400m	1:11.40 [2] (0:14.96)	0:56.44 [13] (0:11.51)	0:44.93 [12] (0:11.37)	0:33.56 [12] (0:11.37)	0:22.19 [11] (0:10.80)	0:11.39 [6] (0:11.39)	0.3L	0:33.56	+0
3	12	STREAK OF WINNING Kyle Wilson-Taylor	12	67.2 1000m	0:10.97 1000m	1:11.42 [3] (0:13.73)	0:57.69 [2] (0:10.97)	0:46.72 [2] (0:11.72)	0:35.00 [2] (0:11.84)	0:23.16 [2] (0:11.36)	0:11.80 [1] (0:11.80)	0.4L	0:35.00	+2
4	14	GOSPEL GIRL Angela Jones	2	66.0 400m	0:11.12 400m	1:11.60 [4] (0:14.10)	0:57.50 [6] (0:11.14)	0:46.36 [6] (0:11.64)	0:34.72 [6] (0:11.86)	0:22.86 [6] (0:11.12)	0:11.74 [5] (0:11.74)	1.4L	0:34.72	-1
5	9	NORTH OF ELI Vlad Duric	9	66.6 400m	0:10.98 400m	1:11.85 [5] (0:14.35)	0:57.50 [8] (0:11.55)	0:45.95 [8] (0:11.52)	0:34.43 [9] (0:11.69)	0:22.74 [10] (0:10.98)	0:11.76 [7] (0:11.76)	2.7L	0:34.43	+3
6	6	DEFERENTIAL Ryan Maloney	17	65.4 400m	0:11.25 400m	1:12.11 [6] (0:14.24)	0:57.87 [7] (0:11.27)	0:46.60 [7] (0:11.56)	0:35.04 [7] (0:11.78)	0:23.26 [7] (0:11.25)	0:12.01 [8] (0:12.01)	4.2L	0:35.04	+1
7	5	APRIL IN AUGUSTA Cejay Graham	3	66.0 1000m	0:11.15 1000m	1:12.13 [7] (0:13.76)	0:58.37 [3] (0:11.15)	0:47.22 [4] (0:11.68)	0:35.54 [3] (0:11.77)	0:23.77 [3] (0:11.42)	0:12.35 [4] (0:12.35)	4.3L	0:35.54	-1
8	13	TELLEZ Bailey Wheeler	10	66.1 800m	0:11.15 400m	1:12.19 [8] (0:14.77)	0:57.42 [11] (0:11.36)	0:46.06 [10] (0:11.40)	0:34.66 [10] (0:11.49)	0:23.17 [9] (0:11.15)	0:12.02 [10] (0:12.02)	4.6L	0:34.66	+4
9	16	LIKE SMOKE Nathan Thomas	11	64.9 400m	0:11.21 400m	1:12.23 [9] (0:14.53)	0:57.70 [10] (0:11.60)	0:46.10 [11] (0:11.47)	0:34.63 [11] (0:11.72)	0:22.91 [12] (0:11.21)	0:11.70 [12] (0:11.70)	4.8L	0:34.63	+1
10	17	OUR DRUMMER Nikita Beriman	1	66.4 1000m	0:11.14 1000m	1:12.58 [10] (0:13.96)	0:58.62 [4] (0:11.14)	0:47.48 [5] (0:11.73)	0:35.75 [5] (0:11.82)	0:23.93 [5] (0:11.47)	0:12.46 [9] (0:12.46)	6.8L	0:35.75	-2

Scratched: Boom Master (#4), No Name Frank (#8), Step On Fire (#18), Amigo (#1), American President (#3)

[] Ranking at each section and finish
 -:-:- No data available at this section
 NA No data available

SCN Saddle cloth number
 DNF Did not finish
 DNT Did not track



Sunshine Coast QLD Professional

Race 7: THE 3. COASTLINE BMW BENCHMARK 70 Handicap - 1200m

25 January 2025 - 15:47



Track Rating: Good 4, Weather: Overcast, Rail Position: True

Section		Overall	1000m	800m	600m	400m	200m	Last 600m					
Field Times		1:11.33 (0:13.59)	0:57.74 (0:11.05)	0:46.69 (0:11.61)	0:35.08 (0:11.64)	0:23.44 (0:11.73)	0:11.71 (0:11.71)	0:35.08					
Rank	TAB Horse/Jockey	Barrier	Top Speed [km/h]	Fastest Section	Margin							Distance Travelled [m]	
11	15 PIA MIA Emily Lang	4	67.2 1000m	0:11.05 1000m	1:12.73 [11] (0:13.59)	0:59.14 [1] (0:11.05)	0:48.09 [1] (0:11.61)	0:36.48 [1] (0:11.64)	0:24.84 [1] (0:11.86)	0:12.98 [3] (0:12.98)	7.6L	0:36.48	-6
12	2 GIVARA Jasper Franklin	6	66.4 400m	0:11.13 400m	1:12.77 [12] (0:14.94)	0:57.83 [12] (0:11.70)	0:46.13 [13] (0:11.65)	0:34.48 [13] (0:11.40)	0:23.08 [13] (0:11.13)	0:11.95 [13] (0:11.95)	7.8L	0:34.48	+1
13	7 OCEANS OF ENERGY Andrew Mallyon	7	64.2 400m	0:11.33 400m	1:12.79 [13] (0:14.40)	0:58.39 [9] (0:11.57)	0:46.82 [9] (0:11.39)	0:35.43 [8] (0:11.55)	0:23.88 [8] (0:11.33)	0:12.55 [11] (0:12.55)	7.9L	0:35.43	-3

Scratched: Boom Master (#4), No Name Frank (#8), Step On Fire (#18), Amigo (#1), American President (#3)

[] Ranking at each section and finish
 -:-:-:- No data available at this section
 NA No data available

SCN Saddle cloth number
 DNF Did not finish
 DNT Did not track



Horse/Jockey Name	Rimbaud
Final Rank	1
Fastest Section Time (Section)	0:10.93 (1000m)
Top Speed [km/h] (Section)	67.8 (1000m)
Race State	Finished



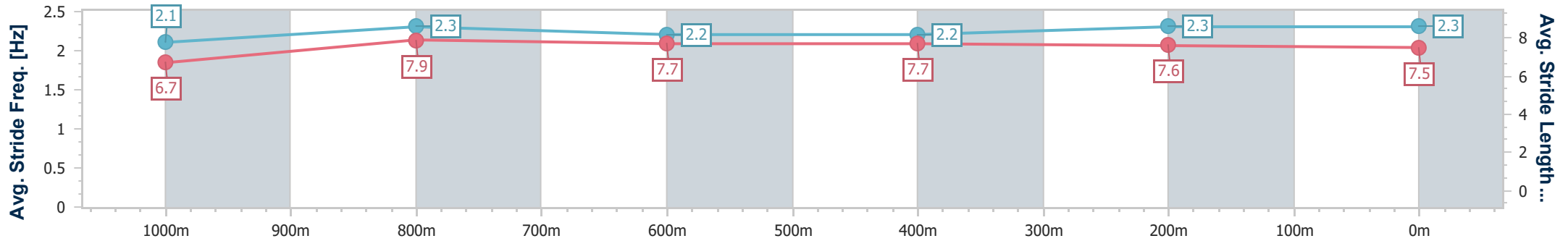
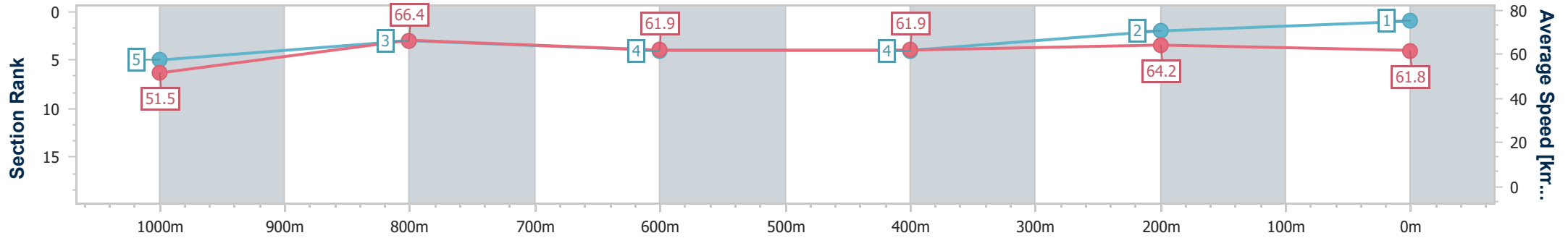
Sunshine Coast QLD Professional
 Race 7: THE 3. COASTLINE BMW BENCHMARK 70 Handicap - 1200m



25 January 2025 - 15:47

Track Rating: Good 4, Weather: Overcast, Rail Position: True

Section	Overall	1000m	800m	600m	400m	200m
Section Times	1:11.33 [1] (0:13.97)	0:57.36 [5] (0:10.93)	0:46.43 [3] (0:11.78)	0:34.65 [4] (0:11.78)	0:22.87 [4] (0:11.21)	0:11.66 [2] (0:11.66)
Average Speed [km/h]	51.5	66.4	61.9	61.9	64.2	61.8
Top Speed [km/h]	65.5	67.8	64.4	64.1	65.2	63.3
Avg. Dist. to Rail [m]	7.1	3.0	2.4	1.7	5.5	7.9
Avg. Stride Freq. [Hz]	2.1	2.3	2.2	2.2	2.3	2.3
Avg. Stride Length [m]	6.7	7.9	7.7	7.7	7.6	7.5



- [] Ranking at each section and finish
- .-.- No data available at this section
- NA No data available



Horse/Jockey Name	Winsome Star
Final Rank	2
Fastest Section Time (Section)	0:10.80 (400m)
Top Speed [km/h] (Section)	67.9 (400m)
Race State	Finished



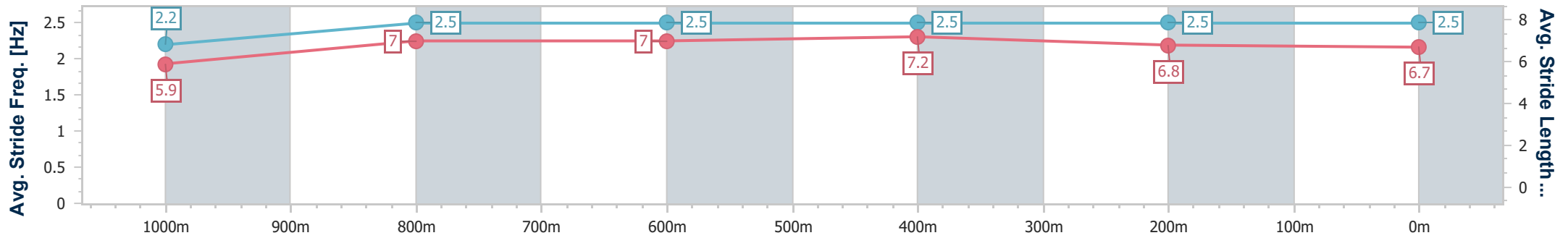
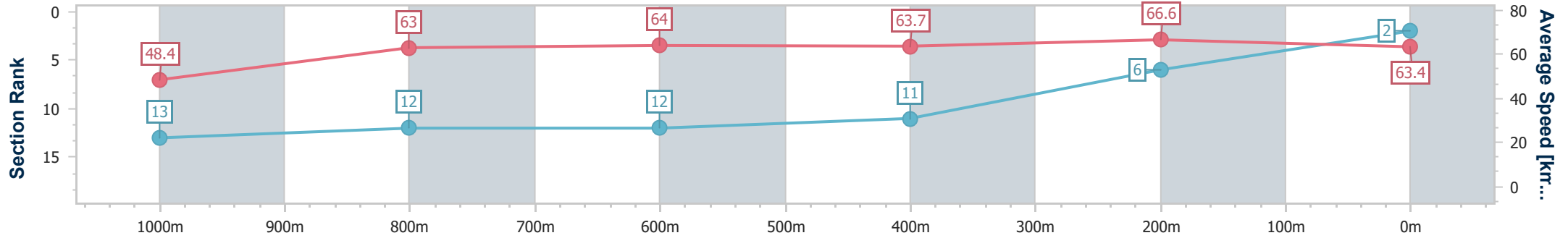
Sunshine Coast QLD Professional
Race 7: THE 3. COASTLINE BMW BENCHMARK 70 Handicap - 1200m



25 January 2025 - 15:47

Track Rating: Good 4, Weather: Overcast, Rail Position: True

Section	Overall	1000m	800m	600m	400m	200m
Section Times	1:11.40 [2] (0:14.96)	0:56.44 [13] (0:11.51)	0:44.93 [12] (0:11.37)	0:33.56 [12] (0:11.37)	0:22.19 [11] (0:10.80)	0:11.39 [6] (0:11.39)
Average Speed [km/h]	48.4	63.0	64.0	63.7	66.6	63.4
Top Speed [km/h]	61.0	64.8	65.8	65.1	67.9	65.6
Avg. Dist. to Rail [m]	10.3	3.8	2.1	0.6	4.3	3.9
Avg. Stride Freq. [Hz]	2.2	2.5	2.5	2.5	2.5	2.5
Avg. Stride Length [m]	5.9	7.0	7.0	7.2	6.8	6.7



- [] Ranking at each section and finish
- .-.- No data available at this section
- NA No data available



Horse/Jockey Name	Streak Of Winning
Final Rank	3
Fastest Section Time (Section)	0:10.97 (1000m)
Top Speed [km/h] (Section)	67.2 (1000m)
Race State	Finished



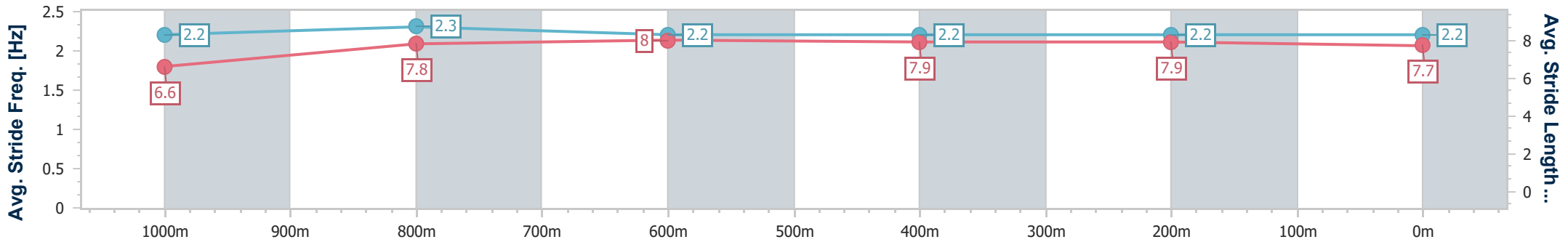
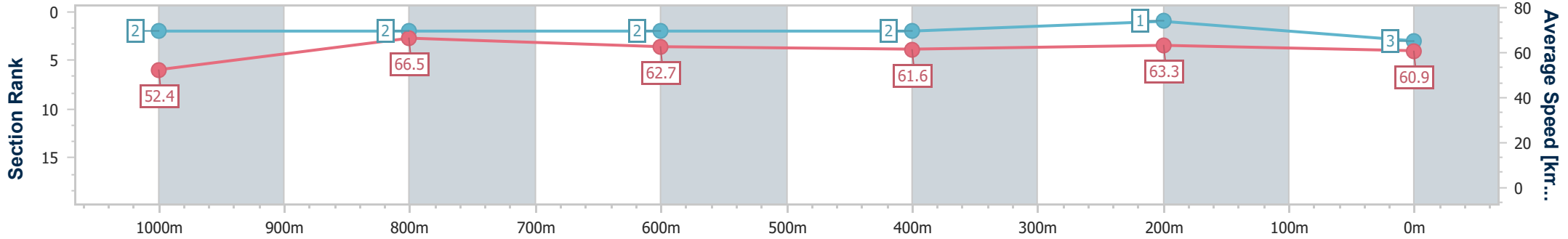
Sunshine Coast QLD Professional
Race 7: THE 3. COASTLINE BMW BENCHMARK 70 Handicap - 1200m



25 January 2025 - 15:47

Track Rating: Good 4, Weather: Overcast, Rail Position: True

Section	Overall	1000m	800m	600m	400m	200m
Section Times	1:11.42 [3] (0:13.73)	0:57.69 [2] (0:10.97)	0:46.72 [2] (0:11.72)	0:35.00 [2] (0:11.84)	0:23.16 [2] (0:11.36)	0:11.80 [1] (0:11.80)
Average Speed [km/h]	52.4	66.5	62.7	61.6	63.3	60.9
Top Speed [km/h]	66.5	67.2	65.2	63.4	63.8	63.0
Avg. Dist. to Rail [m]	12.2	6.2	3.3	2.1	4.5	7.1
Avg. Stride Freq. [Hz]	2.2	2.3	2.2	2.2	2.2	2.2
Avg. Stride Length [m]	6.6	7.8	8.0	7.9	7.9	7.7



- [] Ranking at each section and finish
- .-.- No data available at this section
- NA No data available



Horse/Jockey Name	Gospel Girl
Final Rank	4
Fastest Section Time (Section)	0:11.12 (400m)
Top Speed [km/h] (Section)	66.0 (400m)
Race State	Finished



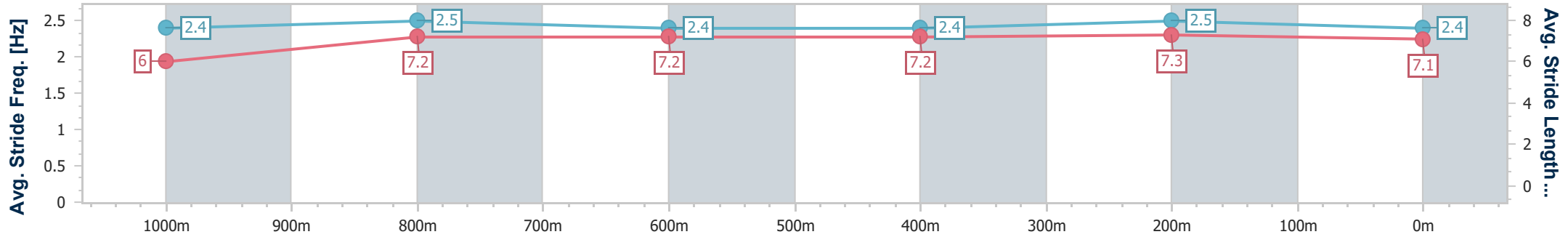
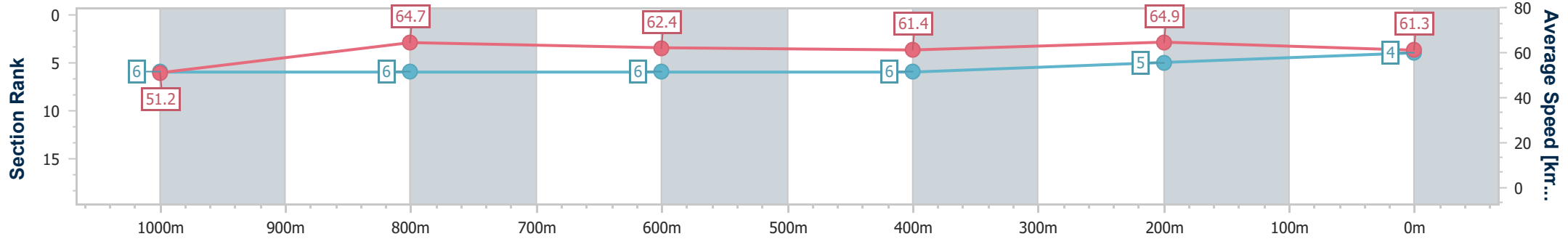
Sunshine Coast QLD Professional
Race 7: THE 3. COASTLINE BMW BENCHMARK 70 Handicap - 1200m



25 January 2025 - 15:47

Track Rating: Good 4, Weather: Overcast, Rail Position: True

Section	Overall	1000m	800m	600m	400m	200m
Section Times	1:11.60 [4] (0:14.10)	0:57.50 [6] (0:11.14)	0:46.36 [6] (0:11.64)	0:34.72 [6] (0:11.86)	0:22.86 [6] (0:11.12)	0:11.74 [5] (0:11.74)
Average Speed [km/h]	51.2	64.7	62.4	61.4	64.9	61.3
Top Speed [km/h]	64.0	65.9	65.5	65.4	66.0	63.5
Avg. Dist. to Rail [m]	4.5	2.5	1.5	1.9	6.0	9.4
Avg. Stride Freq. [Hz]	2.4	2.5	2.4	2.4	2.5	2.4
Avg. Stride Length [m]	6.0	7.2	7.2	7.2	7.3	7.1



- [] Ranking at each section and finish
- .-.- No data available at this section
- NA No data available



Horse/Jockey Name	North Of Eli
Final Rank	5
Fastest Section Time (Section)	0:10.98 (400m)
Top Speed [km/h] (Section)	66.6 (400m)
Race State	Finished



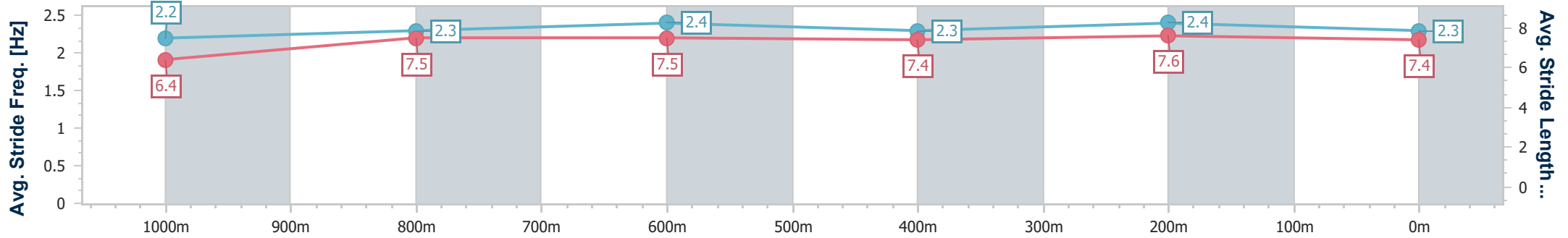
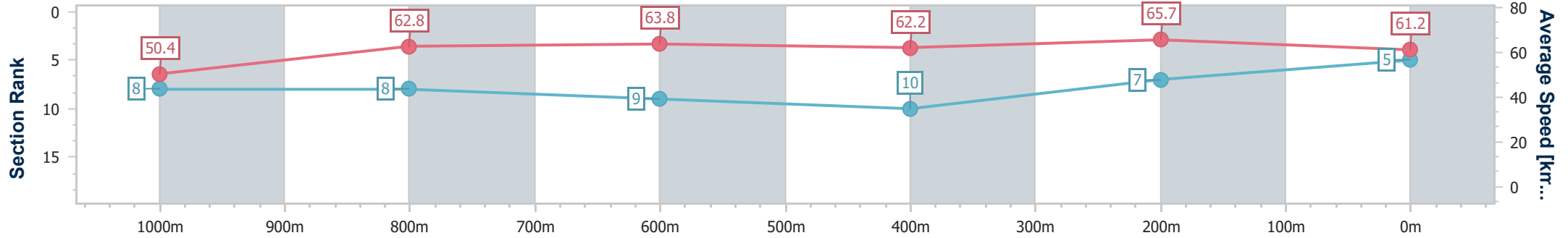
Sunshine Coast QLD Professional
Race 7: THE 3. COASTLINE BMW BENCHMARK 70 Handicap - 1200m



25 January 2025 - 15:47

Track Rating: Good 4, Weather: Overcast, Rail Position: True

Section	Overall	1000m	800m	600m	400m	200m
Section Times	1:11.85 [5] (0:14.35)	0:57.50 [8] (0:11.55)	0:45.95 [8] (0:11.52)	0:34.43 [9] (0:11.69)	0:22.74 [10] (0:10.98)	0:11.76 [7] (0:11.76)
Average Speed [km/h]	50.4	62.8	63.8	62.2	65.7	61.2
Top Speed [km/h]	61.5	63.7	65.0	63.9	66.6	64.6
Avg. Dist. to Rail [m]	9.0	3.3	3.3	2.1	5.7	5.7
Avg. Stride Freq. [Hz]	2.2	2.3	2.4	2.3	2.4	2.3
Avg. Stride Length [m]	6.4	7.5	7.5	7.4	7.6	7.4



- [] Ranking at each section and finish
- .-.- No data available at this section
- NA No data available



Horse/Jockey Name	Deferential
Final Rank	6
Fastest Section Time (Section)	0:11.25 (400m)
Top Speed [km/h] (Section)	65.4 (400m)
Race State	Finished



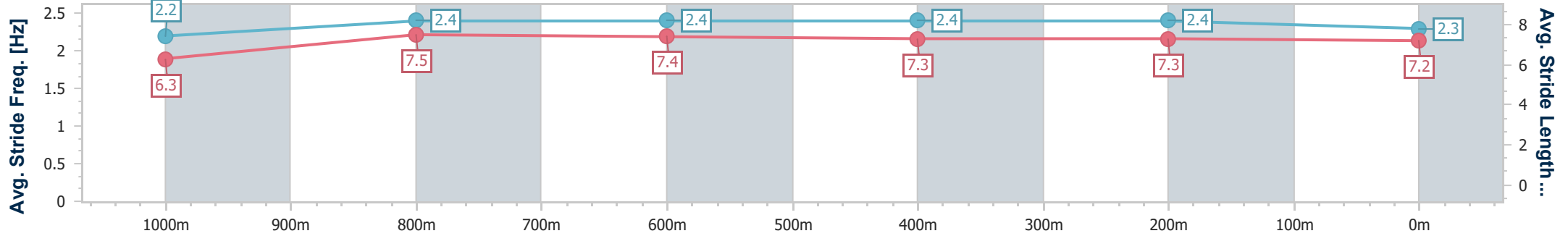
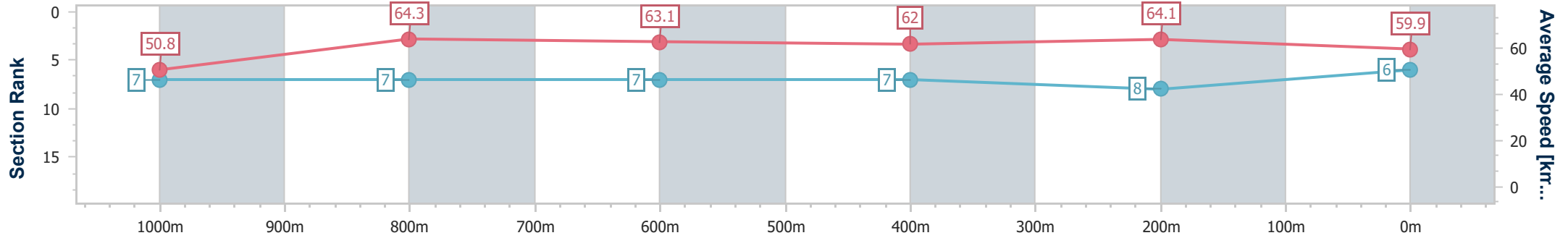
Sunshine Coast QLD Professional
Race 7: THE 3. COASTLINE BMW BENCHMARK 70 Handicap - 1200m



25 January 2025 - 15:47

Track Rating: Good 4, Weather: Overcast, Rail Position: True

Section	Overall	1000m	800m	600m	400m	200m
Section Times	1:12.11 [6] (0:14.24)	0:57.87 [7] (0:11.27)	0:46.60 [7] (0:11.56)	0:35.04 [7] (0:11.78)	0:23.26 [7] (0:11.25)	0:12.01 [8] (0:12.01)
Average Speed [km/h]	50.8	64.3	63.1	62.0	64.1	59.9
Top Speed [km/h]	63.8	65.0	65.3	64.0	65.4	62.5
Avg. Dist. to Rail [m]	12.3	3.4	2.2	2.3	6.9	8.8
Avg. Stride Freq. [Hz]	2.2	2.4	2.4	2.4	2.4	2.3
Avg. Stride Length [m]	6.3	7.5	7.4	7.3	7.3	7.2



- [] Ranking at each section and finish
- .-.- No data available at this section
- NA No data available



Horse/Jockey Name	April In Augusta
Final Rank	7
Fastest Section Time (Section)	0:11.15 (1000m)
Top Speed [km/h] (Section)	66.0 (1000m)
Race State	Finished



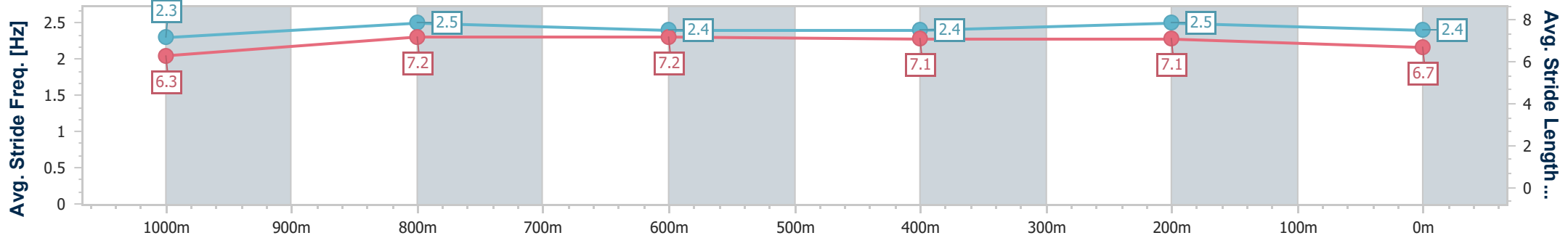
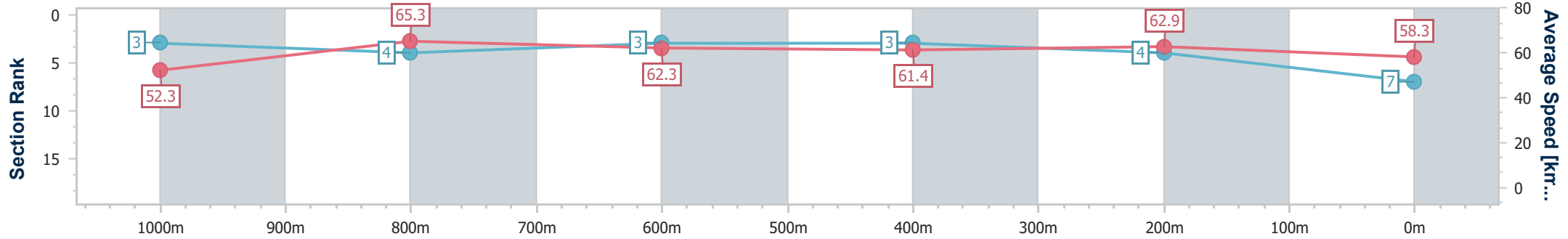
Sunshine Coast QLD Professional
 Race 7: THE 3. COASTLINE BMW BENCHMARK 70 Handicap - 1200m



25 January 2025 - 15:47

Track Rating: Good 4, Weather: Overcast, Rail Position: True

Section	Overall	1000m	800m	600m	400m	200m
Section Times	1:12.13 [7] (0:13.76)	0:58.37 [3] (0:11.15)	0:47.22 [4] (0:11.68)	0:35.54 [3] (0:11.77)	0:23.77 [3] (0:11.42)	0:12.35 [4] (0:12.35)
Average Speed [km/h]	52.3	65.3	62.3	61.4	62.9	58.3
Top Speed [km/h]	65.1	66.0	63.9	63.2	63.8	61.1
Avg. Dist. to Rail [m]	6.1	3.5	1.9	0.4	1.7	2.3
Avg. Stride Freq. [Hz]	2.3	2.5	2.4	2.4	2.5	2.4
Avg. Stride Length [m]	6.3	7.2	7.2	7.1	7.1	6.7



- [] Ranking at each section and finish
- .-.- No data available at this section
- NA No data available



Horse/Jockey Name	Tellez
Final Rank	8
Fastest Section Time (Section)	0:11.15 (400m)
Top Speed [km/h] (Section)	66.1 (800m)
Race State	Finished



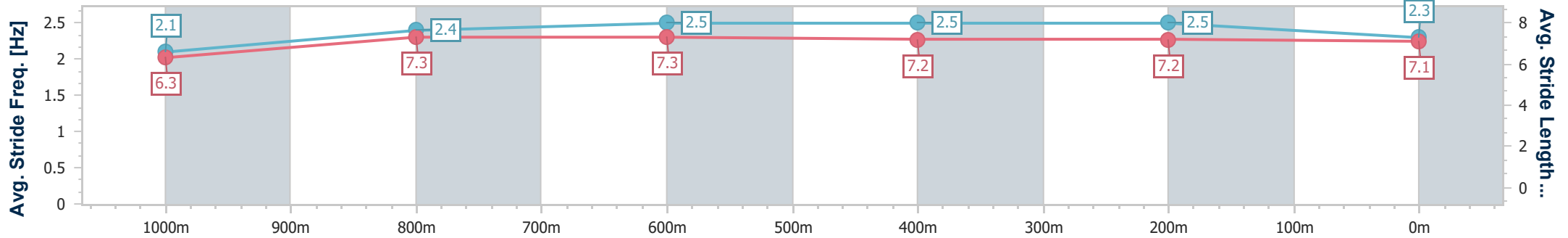
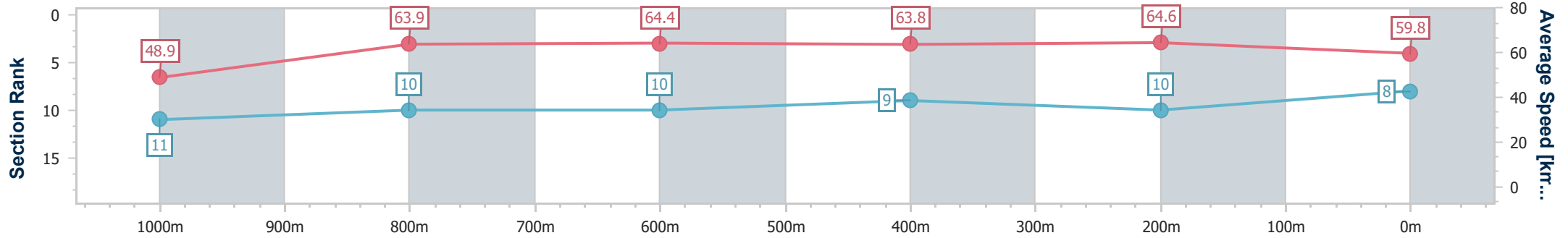
Sunshine Coast QLD Professional
Race 7: THE 3. COASTLINE BMW BENCHMARK 70 Handicap - 1200m



25 January 2025 - 15:47

Track Rating: Good 4, Weather: Overcast, Rail Position: True

Section	Overall	1000m	800m	600m	400m	200m
Section Times	1:12.19 [8] (0:14.77)	0:57.42 [11] (0:11.36)	0:46.06 [10] (0:11.40)	0:34.66 [10] (0:11.49)	0:23.17 [9] (0:11.15)	0:12.02 [10] (0:12.02)
Average Speed [km/h]	48.9	63.9	64.4	63.8	64.6	59.8
Top Speed [km/h]	63.6	65.2	66.1	65.4	65.8	62.8
Avg. Dist. to Rail [m]	8.3	3.9	3.4	3.0	7.8	9.9
Avg. Stride Freq. [Hz]	2.1	2.4	2.5	2.5	2.5	2.3
Avg. Stride Length [m]	6.3	7.3	7.3	7.2	7.2	7.1



- [] Ranking at each section and finish
- .-.- No data available at this section
- NA No data available



Horse/Jockey Name	Like Smoke
Final Rank	9
Fastest Section Time (Section)	0:11.21 (400m)
Top Speed [km/h] (Section)	64.9 (400m)
Race State	Finished



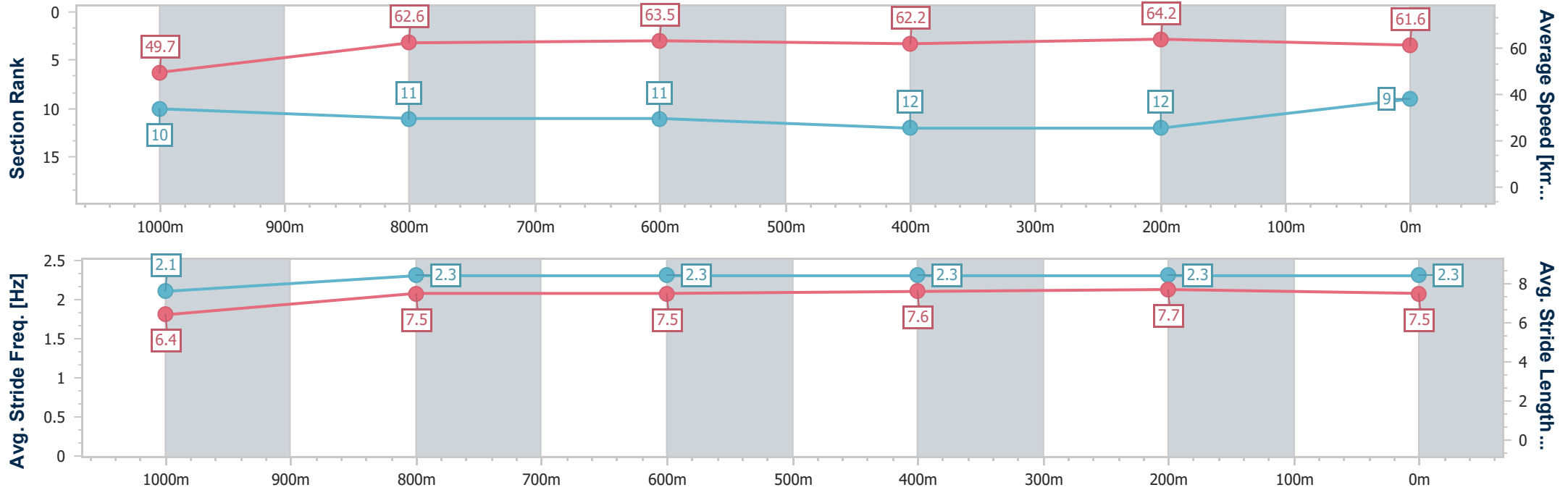
Sunshine Coast QLD Professional
Race 7: THE 3. COASTLINE BMW BENCHMARK 70 Handicap - 1200m



25 January 2025 - 15:47

Track Rating: Good 4, Weather: Overcast, Rail Position: True

Section	Overall	1000m	800m	600m	400m	200m
Section Times	1:12.23 [9] (0:14.53)	0:57.70 [10] (0:11.60)	0:46.10 [11] (0:11.47)	0:34.63 [11] (0:11.72)	0:22.91 [12] (0:11.21)	0:11.70 [12] (0:11.70)
Average Speed [km/h]	49.7	62.6	63.5	62.2	64.2	61.6
Top Speed [km/h]	64.4	63.6	64.6	62.7	64.9	63.8
Avg. Dist. to Rail [m]	8.8	3.1	2.2	1.9	5.3	7.3
Avg. Stride Freq. [Hz]	2.1	2.3	2.3	2.3	2.3	2.3
Avg. Stride Length [m]	6.4	7.5	7.5	7.6	7.7	7.5



- [] Ranking at each section and finish
- .-.- No data available at this section
- NA No data available



Horse/Jockey Name	Our Drummer
Final Rank	10
Fastest Section Time (Section)	0:11.14 (1000m)
Top Speed [km/h] (Section)	66.4 (1000m)
Race State	Finished



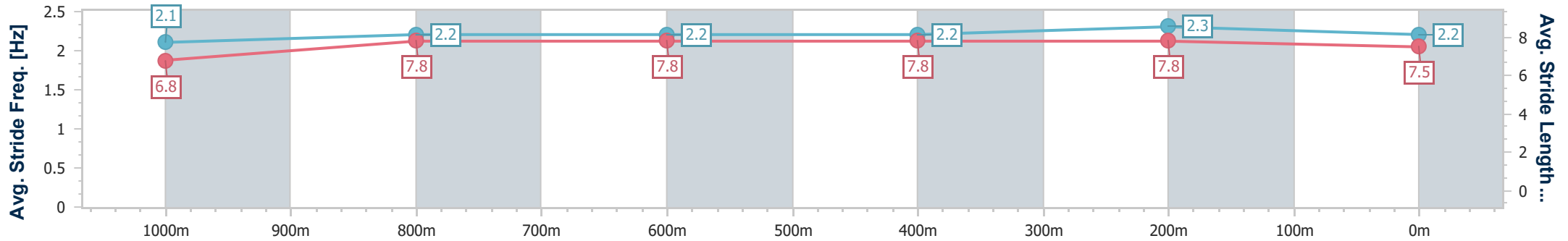
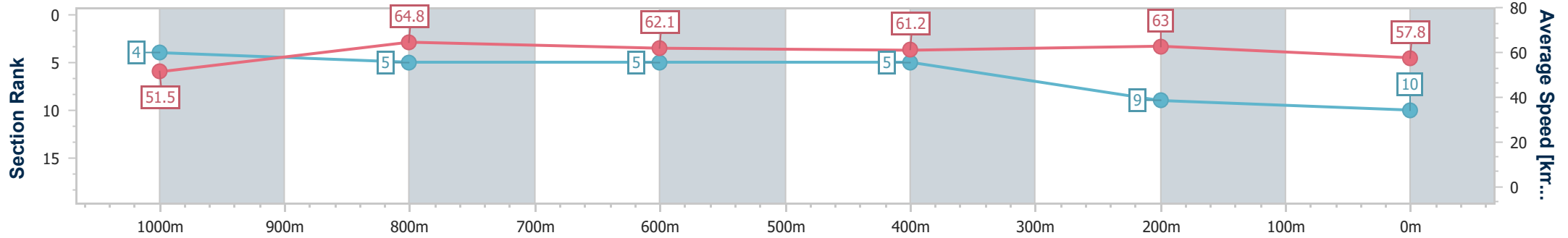
Sunshine Coast QLD Professional
Race 7: THE 3. COASTLINE BMW BENCHMARK 70 Handicap - 1200m



25 January 2025 - 15:47

Track Rating: Good 4, Weather: Overcast, Rail Position: True

Section	Overall	1000m	800m	600m	400m	200m
Section Times	1:12.58 [10] (0:13.96)	0:58.62 [4] (0:11.14)	0:47.48 [5] (0:11.73)	0:35.75 [5] (0:11.82)	0:23.93 [5] (0:11.47)	0:12.46 [9] (0:12.46)
Average Speed [km/h]	51.5	64.8	62.1	61.2	63.0	57.8
Top Speed [km/h]	65.0	66.4	64.7	63.3	64.0	60.9
Avg. Dist. to Rail [m]	4.0	2.5	1.7	0.8	3.6	5.1
Avg. Stride Freq. [Hz]	2.1	2.2	2.2	2.2	2.3	2.2
Avg. Stride Length [m]	6.8	7.8	7.8	7.8	7.8	7.5



- [] Ranking at each section and finish
- .-.- No data available at this section
- NA No data available



Horse/Jockey Name	Pia Mia
Final Rank	11
Fastest Section Time (Section)	0:11.05 (1000m)
Top Speed [km/h] (Section)	67.2 (1000m)
Race State	Finished



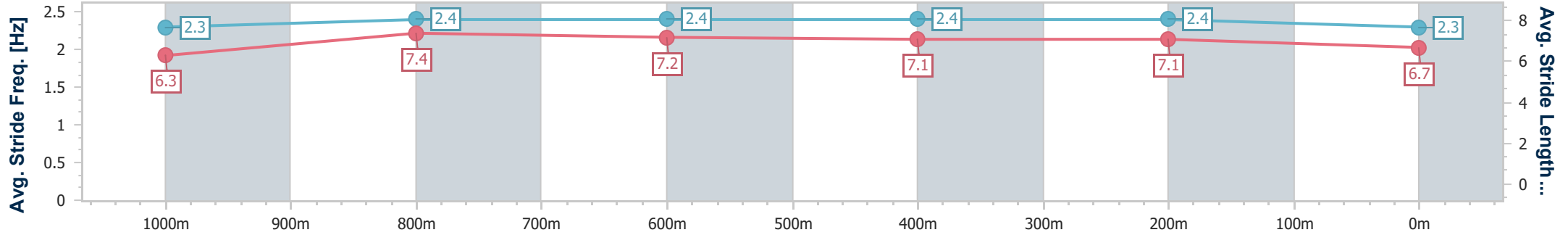
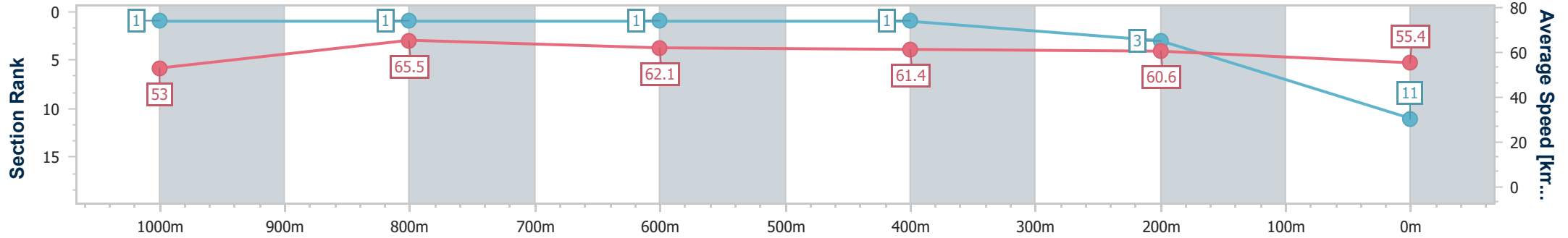
Sunshine Coast QLD Professional
Race 7: THE 3. COASTLINE BMW BENCHMARK 70 Handicap - 1200m



25 January 2025 - 15:47

Track Rating: Good 4, Weather: Overcast, Rail Position: True

Section	Overall	1000m	800m	600m	400m	200m
Section Times	1:12.73 [11] (0:13.59)	0:59.14 [1] (0:11.05)	0:48.09 [1] (0:11.61)	0:36.48 [1] (0:11.64)	0:24.84 [1] (0:11.86)	0:12.98 [3] (0:12.98)
Average Speed [km/h]	53.0	65.5	62.1	61.4	60.6	55.4
Top Speed [km/h]	65.4	67.2	65.3	62.8	63.0	58.4
Avg. Dist. to Rail [m]	6.2	1.6	1.1	1.6	1.0	2.4
Avg. Stride Freq. [Hz]	2.3	2.4	2.4	2.4	2.4	2.3
Avg. Stride Length [m]	6.3	7.4	7.2	7.1	7.1	6.7



- [] Ranking at each section and finish
- .-.- No data available at this section
- NA No data available



Horse/Jockey Name	Givara
Final Rank	12
Fastest Section Time (Section)	0:11.13 (400m)
Top Speed [km/h] (Section)	66.4 (400m)
Race State	Finished



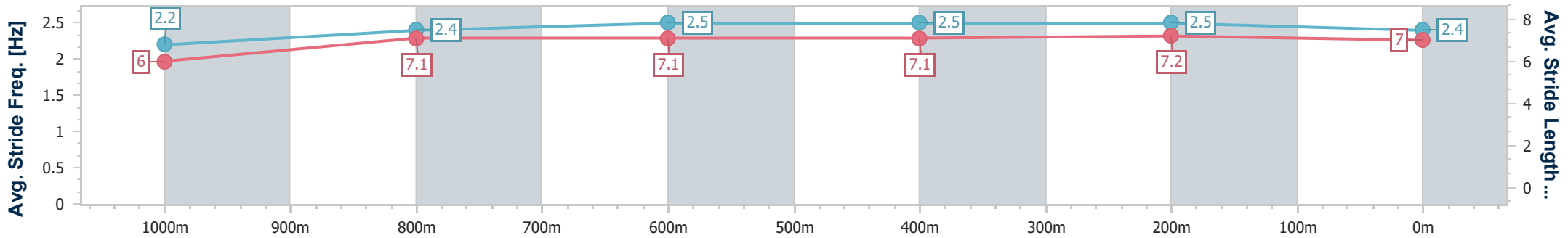
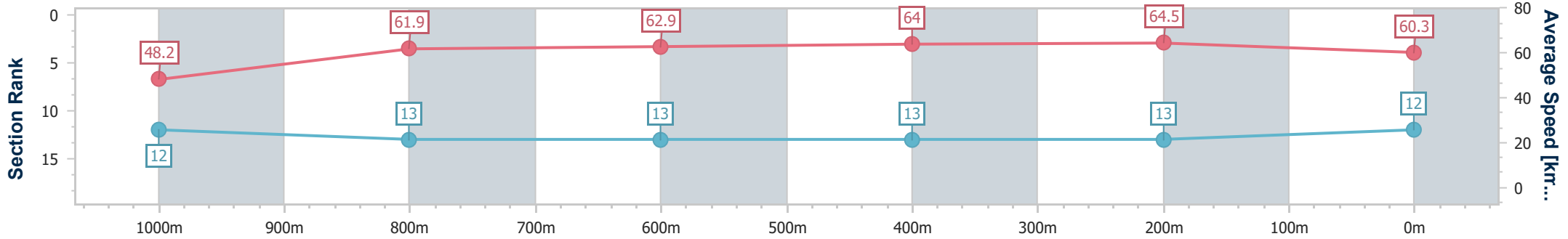
Sunshine Coast QLD Professional
Race 7: THE 3. COASTLINE BMW BENCHMARK 70 Handicap - 1200m



25 January 2025 - 15:47

Track Rating: Good 4, Weather: Overcast, Rail Position: True

Section	Overall	1000m	800m	600m	400m	200m
Section Times	1:12.77 [12] (0:14.94)	0:57.83 [12] (0:11.70)	0:46.13 [13] (0:11.65)	0:34.48 [13] (0:11.40)	0:23.08 [13] (0:11.13)	0:11.95 [13] (0:11.95)
Average Speed [km/h]	48.2	61.9	62.9	64.0	64.5	60.3
Top Speed [km/h]	61.1	62.7	65.7	65.8	66.4	62.9
Avg. Dist. to Rail [m]	5.9	2.4	2.8	2.0	0.4	1.1
Avg. Stride Freq. [Hz]	2.2	2.4	2.5	2.5	2.5	2.4
Avg. Stride Length [m]	6.0	7.1	7.1	7.1	7.2	7.0



- [] Ranking at each section and finish
- .-.- No data available at this section
- NA No data available



Horse/Jockey Name	Oceans Of Energy
Final Rank	13
Fastest Section Time (Section)	0:11.33 (400m)
Top Speed [km/h] (Section)	64.2 (400m)
Race State	Finished



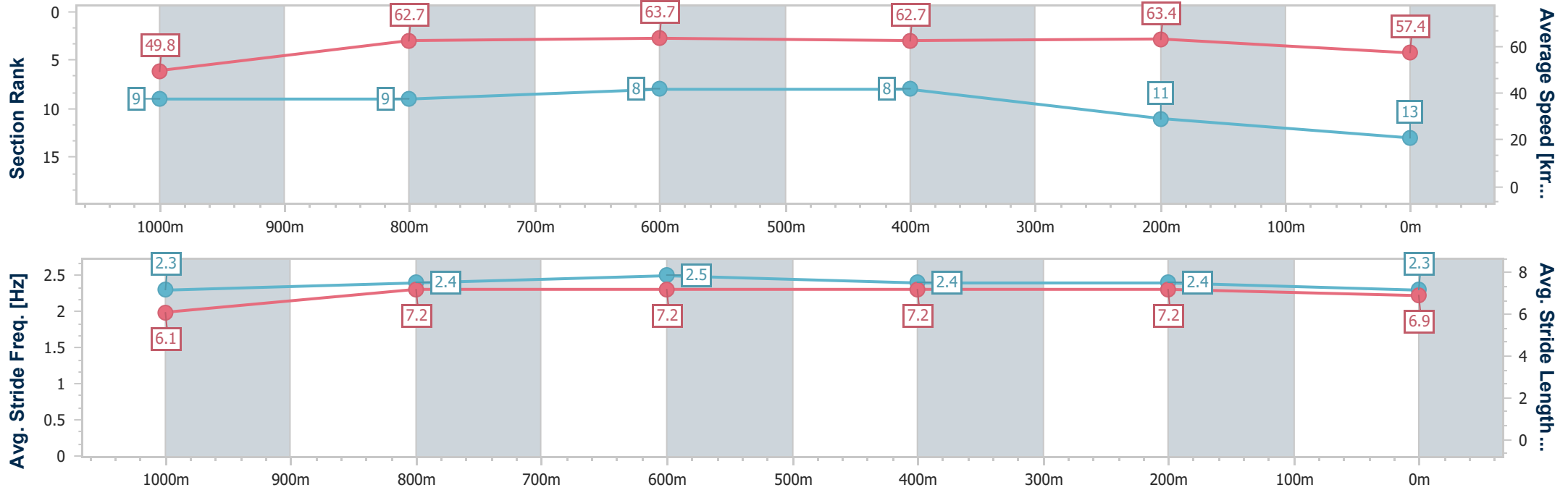
Sunshine Coast QLD Professional
Race 7: THE 3. COASTLINE BMW BENCHMARK 70 Handicap - 1200m



25 January 2025 - 15:47

Track Rating: Good 4, Weather: Overcast, Rail Position: True

Section	Overall	1000m	800m	600m	400m	200m
Section Times	1:12.79 [13] (0:14.40)	0:58.39 [9] (0:11.57)	0:46.82 [9] (0:11.39)	0:35.43 [8] (0:11.55)	0:23.88 [8] (0:11.33)	0:12.55 [11] (0:12.55)
Average Speed [km/h]	49.8	62.7	63.7	62.7	63.4	57.4
Top Speed [km/h]	62.4	63.8	64.2	63.6	64.2	62.0
Avg. Dist. to Rail [m]	6.5	2.1	1.4	0.7	4.4	6.0
Avg. Stride Freq. [Hz]	2.3	2.4	2.5	2.4	2.4	2.3
Avg. Stride Length [m]	6.1	7.2	7.2	7.2	7.2	6.9



- [] Ranking at each section and finish
- .-.- No data available at this section
- NA No data available



Sunshine Coast QLD Professional

Race 8: COASTLINE BMW SUNSHINE COAST CUP - 1400m



25 January 2025 - 16:28

Track Rating: Good 4, Weather: Overcast, Rail Position: True

Section		Field Times										Last 600m	
		Overall	1200m	1000m	800m	600m	400m						
		1:23.38 (0:13.44)	1:09.94 (0:10.85)	0:59.09 (0:11.50)	0:47.59 (0:11.80)	0:35.79 (0:12.01)	0:23.78 (0:11.78)	0:35.79					
Rank	TAB	Horse/Jockey	Barrier	Top Speed [km/h]	Fastest Section							Distance Travelled [m]	
1	11	ELETTRICA Bailey Wheeler	11	65.9 400m	0:11.07 400m	1:23.38 [1] (0:14.00)	1:09.38 [11] (0:11.36)	0:58.02 [13] (0:11.47)	0:46.55 [13] (0:11.87)	0:34.68 [13] (0:11.80)	0:22.88 [13] (0:11.07)	0:34.68	
2	13	LOST IN TRANSIT Kyle Wilson-Taylor	3	66.4 1200m	0:11.24 1200m	1:23.78 [2] (0:13.66)	1:10.12 [3] (0:11.24)	0:58.88 [5] (0:11.44)	0:47.44 [6] (0:11.87)	0:35.57 [5] (0:11.81)	0:23.76 [2] (0:11.51)	0:35.57	-14
3	5	IRISH SONGS Michael Rodd	6	65.8 1200m	0:11.08 1200m	1:23.91 [3] (0:14.05)	1:09.86 [12] (0:11.08)	0:58.78 [10] (0:11.53)	0:47.25 [12] (0:11.92)	0:35.33 [12] (0:11.90)	0:23.43 [11] (0:11.43)	0:35.33	-5
4	9	DEVASTATE Angela Jones	8	66.3 1200m	0:11.03 1200m	1:23.99 [4] (0:13.52)	1:10.47 [2] (0:11.03)	0:59.44 [2] (0:11.41)	0:48.03 [2] (0:12.04)	0:35.99 [2] (0:12.05)	0:23.94 [3] (0:11.56)	0:35.99	-2
5	7	JETTY Ryan Curatolo	5	65.9 1200m	0:11.05 1200m	1:24.03 [5] (0:13.72)	1:10.31 [5] (0:11.05)	0:59.26 [3] (0:11.38)	0:47.88 [4] (0:11.94)	0:35.94 [4] (0:12.01)	0:23.93 [4] (0:11.65)	0:35.94	-2
6	8	POCKET FULL Jake Bayliss	15	66.0 1200m	0:11.18 1200m	1:24.29 [6] (0:14.45)	1:09.84 [14] (0:11.18)	0:58.66 [15] (0:11.48)	0:47.18 [15] (0:11.81)	0:35.37 [15] (0:11.75)	0:23.62 [14] (0:11.30)	0:35.37	-1
7	12	PARTY FOR TWO Nikita Beriman	7	68.0 1200m	0:10.85 1200m	1:24.32 [7] (0:13.44)	1:10.88 [1] (0:10.85)	1:00.03 [1] (0:11.50)	0:48.53 [1] (0:11.80)	0:36.73 [1] (0:12.01)	0:24.72 [1] (0:11.78)	0:36.73	-6
8	15	HYDE Ron Stewart	2	65.6 1200m	0:11.21 1200m	1:24.52 [8] (0:13.96)	1:10.56 [9] (0:11.21)	0:59.35 [11] (0:11.47)	0:47.88 [11] (0:11.94)	0:35.94 [11] (0:11.91)	0:24.03 [12] (0:11.63)	0:35.94	-4
9	16	KIPLING'S JOURNEY Mark Du Plessis	9	66.6 1200m	0:11.09 1200m	1:24.56 [9] (0:13.70)	1:10.86 [4] (0:11.09)	0:59.77 [4] (0:11.35)	0:48.42 [3] (0:11.94)	0:36.48 [3] (0:12.02)	0:24.46 [4] (0:11.87)	0:36.48	-2
10	3	COTTEE Samantha Collett	14	67.6 1200m	0:11.04 1200m	1:24.60 [10] (0:14.49)	1:10.11 [15] (0:11.04)	0:59.07 [14] (0:11.32)	0:47.75 [14] (0:11.92)	0:35.83 [14] (0:12.00)	0:23.83 [15] (0:11.54)	0:35.83	-2

Scratched: Grand Impact (#6)

Report Created: Sat 25 January 2025 16:58 GMT+1 (Note: Timing is based on position data)

Page 1/19

[] Ranking at each section and finish
 -:-:- No data available at this section
 NA No data available

SCN Saddle cloth number
 DNF Did not finish
 DNT Did not track

data processed by TRIPLESDATA

25 January 2025 - 16:28

Track Rating: Good 4, Weather: Overcast, Rail Position: True

Section		Overall	1200m	1000m	800m	600m	400m	Last 600m				
Field Times		1:23.38 (0:13.44)	1:09.94 (0:10.85)	0:59.09 (0:11.50)	0:47.59 (0:11.80)	0:35.79 (0:12.01)	0:23.78 (0:11.78)	0:35.79				
Rank	TAB Horse/Jockey	Barrier	Top Speed [km/h]	Fastest Section	Distance Travelled [m]							
11	2 OUGHTON Justin Huxtable	10	65.5 1200m	0:11.15 1200m	1:24.60 [11] (0:13.95)	1:10.65 [8] (0:11.15)	0:59.50 [9] (0:11.36)	0:48.14 [8] (0:11.81)	0:36.33 [6] (0:11.97)	0:24.36 [7] (0:11.73)	0:36.33	-4
12	4 INVER PARK Andrew Mallyon	4	66.2 Overall	0:11.16 1200m	1:24.65 [12] (0:13.85)	1:10.80 [7] (0:11.16)	0:59.64 [7] (0:11.48)	0:48.16 [9] (0:11.91)	0:36.25 [9] (0:11.82)	0:24.43 [6] (0:11.67)	0:36.25	-9
13	14 UNDER THE CAP Cody Collis	12	66.8 1200m	0:11.00 1200m	1:24.67 [13] (0:14.18)	1:10.49 [13] (0:11.00)	0:59.49 [12] (0:11.46)	0:48.03 [10] (0:11.90)	0:36.13 [10] (0:11.92)	0:24.21 [10] (0:11.71)	0:36.13	-6
14	10 TAPILDOODLEDO Sean Cormack	1	66.8 1200m	0:11.09 1200m	1:24.86 [14] (0:13.85)	1:11.01 [6] (0:11.09)	0:59.92 [6] (0:11.48)	0:48.44 [7] (0:11.91)	0:36.53 [8] (0:11.93)	0:24.60 [8] (0:11.99)	0:36.53	-6
15	1 SINAWANN James Orman	16	66.5 1000m	0:11.07 1200m	1:24.87 [15] (0:13.97)	1:10.90 [10] (0:11.07)	0:59.83 [8] (0:11.26)	0:48.57 [5] (0:12.02)	0:36.55 [7] (0:12.09)	0:24.46 [9] (0:11.69)	0:36.55	-2

Scratched: Grand Impact (#6)



Sunshine Coast QLD Professional

Race 8: COASTLINE BMW SUNSHINE COAST CUP - 1400m



25 January 2025 - 16:28

Track Rating: Good 4, Weather: Overcast, Rail Position: True

Section							200m			Last 600m
Field Times							0:12.00			0:35.79
							(0:12.00)			
Rank	TAB	Horse/Jockey	Barrier	Top Speed [km/h]	Fastest Section	Margin			Distance Travelled [m]	
1	11	ELETTRICA Bailey Wheeler	11	65.9 400m	0:11.07 400m	0:11.81 [3] (0:11.81)	1:23.38			0:34.68
2	13	LOST IN TRANSIT Kyle Wilson-Taylor	3	66.4 1200m	0:11.24 1200m	0:12.25 [2] (0:12.25)	2.3L			0:35.57 -14
3	5	IRISH SONGS Michael Rodd	6	65.8 1200m	0:11.08 1200m	0:12.00 [7] (0:12.00)	2.8L			0:35.33 -5
4	9	DEVASTATE Angela Jones	8	66.3 1200m	0:11.03 1200m	0:12.38 [4] (0:12.38)	3.2L			0:35.99 -2
5	7	JETTY Ryan Curatolo	5	65.9 1200m	0:11.05 1200m	0:12.28 [5] (0:12.28)	3.4L			0:35.94 -2
6	8	POCKET FULL Jake Bayliss	15	66.0 1200m	0:11.18 1200m	0:12.32 [8] (0:12.32)	4.9L			0:35.37 -1
7	12	PARTY FOR TWO Nikita Beriman	7	68.0 1200m	0:10.85 1200m	0:12.94 [1] (0:12.94)	5L			0:36.73 -6
8	15	HYDE Ron Stewart	2	65.6 1200m	0:11.21 1200m	0:12.40 [12] (0:12.40)	6L			0:35.94 -4
9	16	KIPLING'S JOURNEY Mark Du Plessis	9	66.6 1200m	0:11.09 1200m	0:12.59 [9] (0:12.59)	6.2L			0:36.48 -2
10	3	COTTEE Samantha Collett	14	67.6 1200m	0:11.04 1200m	0:12.29 [15] (0:12.29)	6.4L			0:35.83 -2

Scratched: Grand Impact (#6)

[] Ranking at each section and finish
 -:-:- No data available at this section
 NA No data available

SCN Saddle cloth number
 DNF Did not finish
 DNT Did not track



Sunshine Coast QLD Professional
Race 8: COASTLINE BMW SUNSHINE COAST CUP - 1400m
 25 January 2025 - 16:28



Track Rating: Good 4, Weather: Overcast, Rail Position: True

Section				200m				Last 600m	
Field Times				0:12.00 (0:12.00)				0:35.79	
Rank	TAB	Horse/Jockey	Barrier	Top Speed [km/h]	Fastest Section	Margin			Distance Travelled [m]
11	2	OUGHTON Justin Huxtable	10	65.5 1200m	0:11.15 1200m	0:12.63 [10] (0:12.63)	6.5L		0:36.33 -4
12	4	INVER PARK Andrew Mallyon	4	66.2 Overall	0:11.16 1200m	0:12.76 [6] (0:12.76)	6.7L		0:36.25 -9
13	14	UNDER THE CAP Cody Collis	12	66.8 1200m	0:11.00 1200m	0:12.50 [13] (0:12.50)	6.8L		0:36.13 -6
14	10	TAPILDOODLEDO Sean Cormack	1	66.8 1200m	0:11.09 1200m	0:12.61 [14] (0:12.61)	7.8L		0:36.53 -6
15	1	SINAWANN James Orman	16	66.5 1000m	0:11.07 1200m	0:12.77 [11] (0:12.77)	7.9L		0:36.55 -2

Scratched: Grand Impact (#6)

[] Ranking at each section and finish
 -:-:- No data available at this section
 NA No data available

SCN Saddle cloth number
 DNF Did not finish
 DNT Did not track



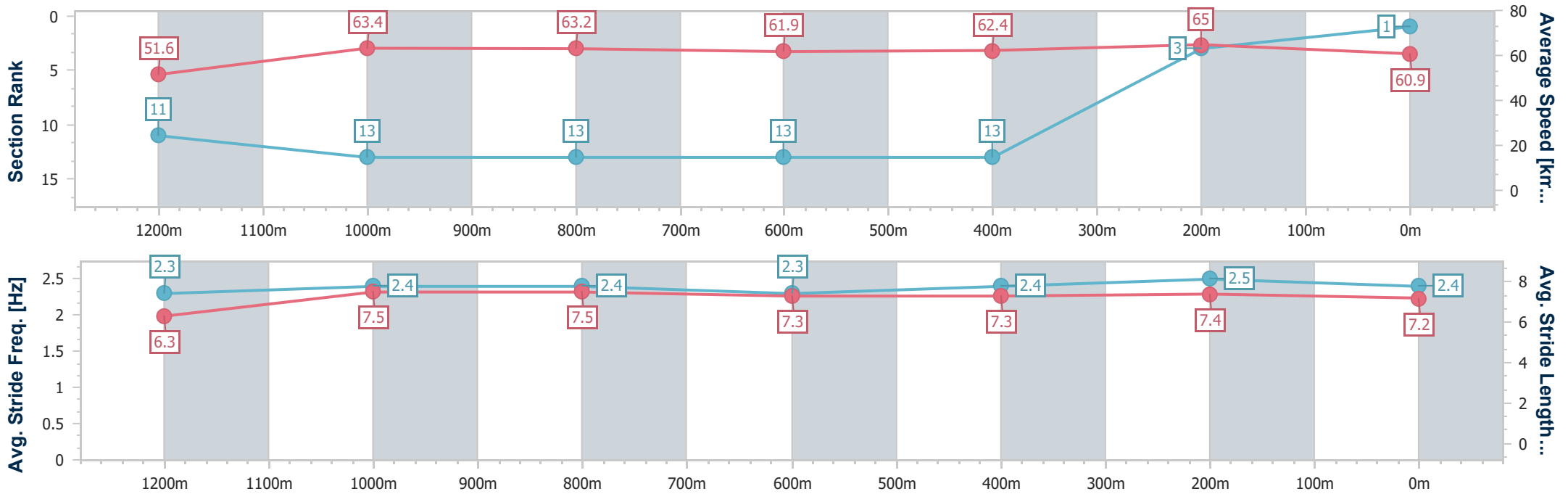
Horse/Jockey Name	Eletrica
Final Rank	1
Fastest Section Time (Section)	0:11.07 (400m)
Top Speed [km/h] (Section)	65.9 (400m)
Race State	Finished



Sunshine Coast QLD Professional
 Race 8: COASTLINE BMW SUNSHINE COAST CUP - 1400m
 25 January 2025 - 16:28
 Track Rating: Good 4, Weather: Overcast, Rail Position: True



Section	Overall	1200m	1000m	800m	600m	400m	200m
Section Times	1:23.38 [1] (0:14.00)	1:09.38 [11] (0:11.36)	0:58.02 [13] (0:11.47)	0:46.55 [13] (0:11.87)	0:34.68 [13] (0:11.80)	0:22.88 [13] (0:11.07)	0:11.81 [3] (0:11.81)
Average Speed [km/h]	51.6	63.4	63.2	61.9	62.4	65.0	60.9
Top Speed [km/h]	63.5	64.0	64.0	62.8	64.2	65.9	65.5
Avg. Dist. to Rail [m]	13.3	5.1	3.6	2.8	3.8	9.6	7.5
Avg. Stride Freq. [Hz]	2.3	2.4	2.4	2.3	2.4	2.5	2.4
Avg. Stride Length [m]	6.3	7.5	7.5	7.3	7.3	7.4	7.2



- [] Ranking at each section and finish
- .-.- No data available at this section
- NA No data available



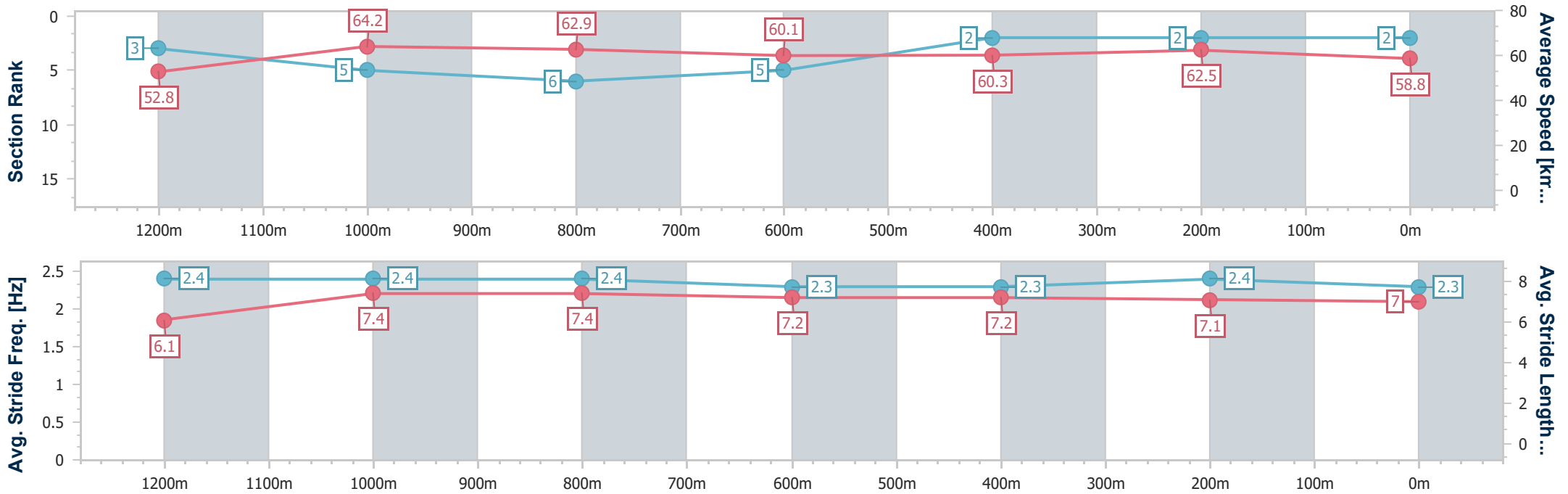
Horse/Jockey Name	Lost In Transit
Final Rank	2
Fastest Section Time (Section)	0:11.24 (1200m)
Top Speed [km/h] (Section)	66.4 (1200m)
Race State	Finished



Sunshine Coast QLD Professional
 Race 8: COASTLINE BMW SUNSHINE COAST CUP - 1400m
 25 January 2025 - 16:28
 Track Rating: Good 4, Weather: Overcast, Rail Position: True



Section	Overall	1200m	1000m	800m	600m	400m	200m
Section Times	1:23.78 [2] (0:13.66)	1:10.12 [3] (0:11.24)	0:58.88 [5] (0:11.44)	0:47.44 [6] (0:11.87)	0:35.57 [5] (0:11.81)	0:23.76 [2] (0:11.51)	0:12.25 [2] (0:12.25)
Average Speed [km/h]	52.8	64.2	62.9	60.1	60.3	62.5	58.8
Top Speed [km/h]	65.3	66.4	64.2	61.6	61.7	64.1	63.3
Avg. Dist. to Rail [m]	6.9	3.3	1.6	1.5	2.5	3.2	5.8
Avg. Stride Freq. [Hz]	2.4	2.4	2.4	2.3	2.3	2.4	2.3
Avg. Stride Length [m]	6.1	7.4	7.4	7.2	7.2	7.1	7.0



- [] Ranking at each section and finish
- .-.- No data available at this section
- NA No data available



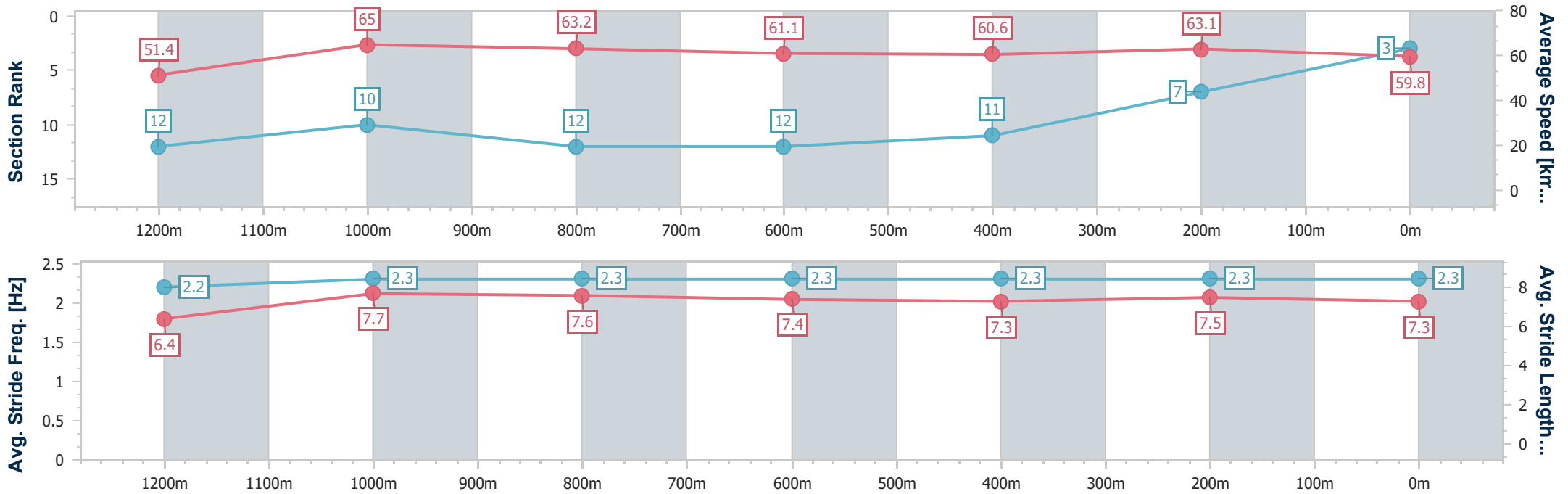
Horse/Jockey Name	Irish Songs
Final Rank	3
Fastest Section Time (Section)	0:11.08 (1200m)
Top Speed [km/h] (Section)	65.8 (1200m)
Race State	Finished



Sunshine Coast QLD Professional
 Race 8: COASTLINE BMW SUNSHINE COAST CUP - 1400m
 25 January 2025 - 16:28
 Track Rating: Good 4, Weather: Overcast, Rail Position: True



Section	Overall	1200m	1000m	800m	600m	400m	200m
Section Times	1:23.91 [3] (0:14.05)	1:09.86 [12] (0:11.08)	0:58.78 [10] (0:11.53)	0:47.25 [12] (0:11.92)	0:35.33 [12] (0:11.90)	0:23.43 [11] (0:11.43)	0:12.00 [7] (0:12.00)
Average Speed [km/h]	51.4	65.0	63.2	61.1	60.6	63.1	59.8
Top Speed [km/h]	64.8	65.8	64.2	62.3	62.4	63.8	62.4
Avg. Dist. to Rail [m]	9.5	4.1	4.6	2.1	0.2	4.6	6.3
Avg. Stride Freq. [Hz]	2.2	2.3	2.3	2.3	2.3	2.3	2.3
Avg. Stride Length [m]	6.4	7.7	7.6	7.4	7.3	7.5	7.3



- [] Ranking at each section and finish
- .-.- No data available at this section
- NA No data available



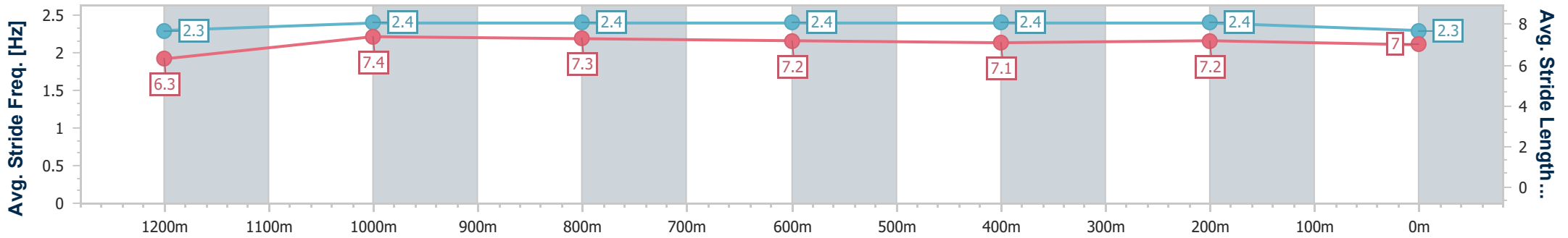
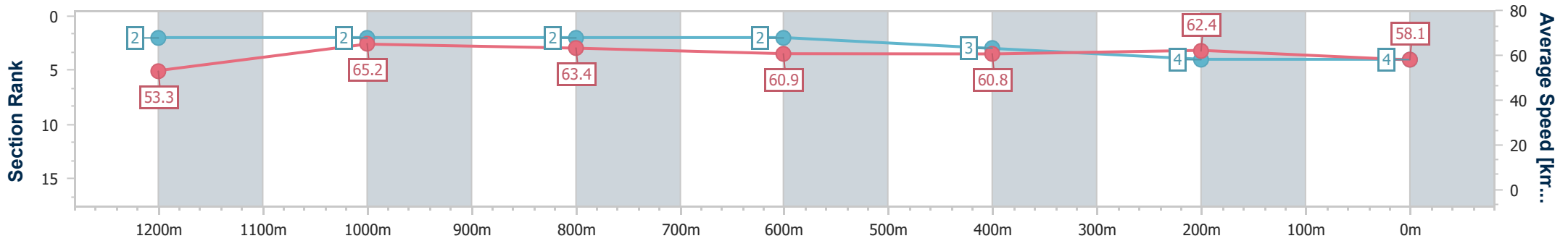
Horse/Jockey Name	Devastate
Final Rank	4
Fastest Section Time (Section)	0:11.03 (1200m)
Top Speed [km/h] (Section)	66.3 (1200m)
Race State	Finished



Sunshine Coast QLD Professional
 Race 8: COASTLINE BMW SUNSHINE COAST CUP - 1400m
 25 January 2025 - 16:28
 Track Rating: Good 4, Weather: Overcast, Rail Position: True



Section	Overall	1200m	1000m	800m	600m	400m	200m
Section Times	1:23.99 [4] (0:13.52)	1:10.47 [2] (0:11.03)	0:59.44 [2] (0:11.41)	0:48.03 [2] (0:12.04)	0:35.99 [2] (0:12.05)	0:23.94 [3] (0:11.56)	0:12.38 [4] (0:12.38)
Average Speed [km/h]	53.3	65.2	63.4	60.9	60.8	62.4	58.1
Top Speed [km/h]	66.1	66.3	64.4	61.9	62.4	63.2	60.7
Avg. Dist. to Rail [m]	10.0	4.1	2.1	2.9	3.2	6.4	7.1
Avg. Stride Freq. [Hz]	2.3	2.4	2.4	2.4	2.4	2.4	2.3
Avg. Stride Length [m]	6.3	7.4	7.3	7.2	7.1	7.2	7.0



- [] Ranking at each section and finish
- .-.- No data available at this section
- NA No data available



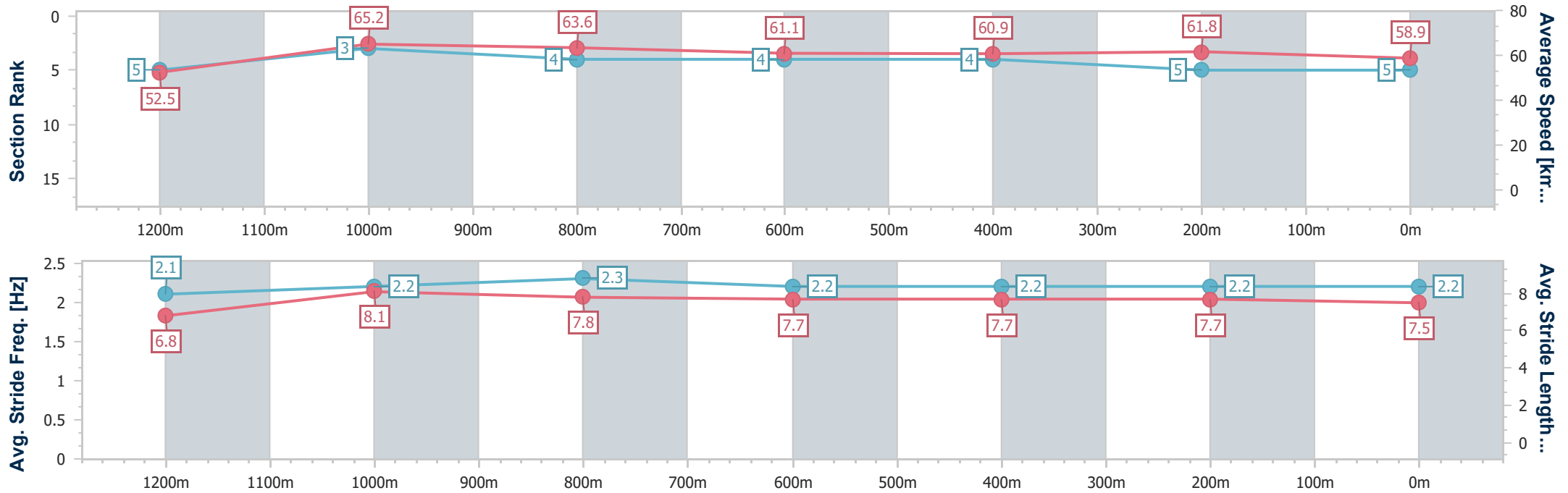
Horse/Jockey Name	Jetty
Final Rank	5
Fastest Section Time (Section)	0:11.05 (1200m)
Top Speed [km/h] (Section)	65.9 (1200m)
Race State	Finished



Sunshine Coast QLD Professional
 Race 8: COASTLINE BMW SUNSHINE COAST CUP - 1400m
 25 January 2025 - 16:28
 Track Rating: Good 4, Weather: Overcast, Rail Position: True



Section	Overall	1200m	1000m	800m	600m	400m	200m
Section Times	1:24.03 [5] (0:13.72)	1:10.31 [5] (0:11.05)	0:59.26 [3] (0:11.38)	0:47.88 [4] (0:11.94)	0:35.94 [4] (0:12.01)	0:23.93 [4] (0:11.65)	0:12.28 [5] (0:12.28)
Average Speed [km/h]	52.5	65.2	63.6	61.1	60.9	61.8	58.9
Top Speed [km/h]	65.3	65.9	65.2	62.0	61.6	62.4	61.7
Avg. Dist. to Rail [m]	8.9	5.1	3.6	2.1	2.8	7.3	8.3
Avg. Stride Freq. [Hz]	2.1	2.2	2.3	2.2	2.2	2.2	2.2
Avg. Stride Length [m]	6.8	8.1	7.8	7.7	7.7	7.7	7.5



- [] Ranking at each section and finish
- .-.- No data available at this section
- NA No data available



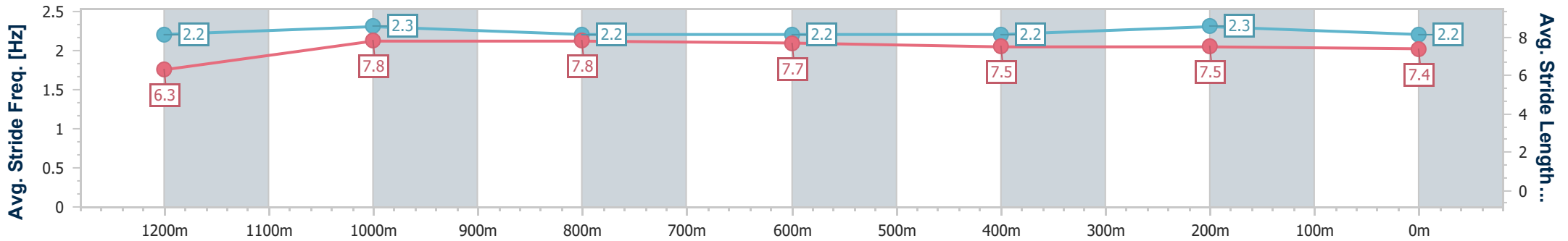
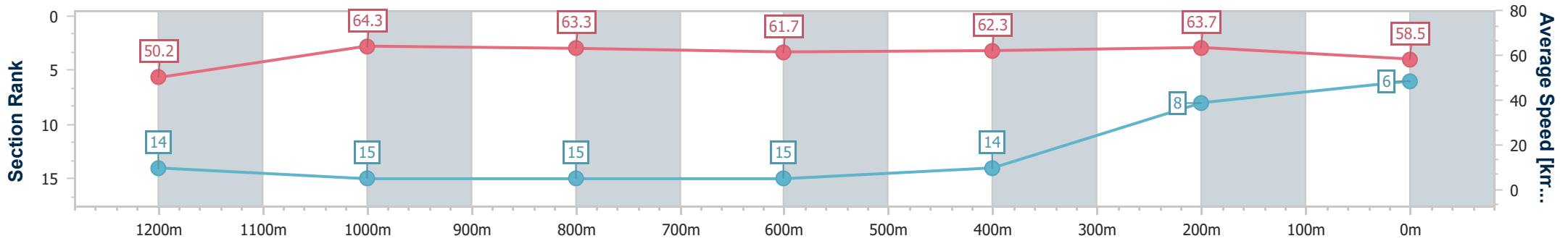
Horse/Jockey Name	Pocket Full
Final Rank	6
Fastest Section Time (Section)	0:11.18 (1200m)
Top Speed [km/h] (Section)	66.0 (1200m)
Race State	Finished



Sunshine Coast QLD Professional
 Race 8: COASTLINE BMW SUNSHINE COAST CUP - 1400m
 25 January 2025 - 16:28
 Track Rating: Good 4, Weather: Overcast, Rail Position: True



Section	Overall	1200m	1000m	800m	600m	400m	200m
Section Times	1:24.29 [6] (0:14.45)	1:09.84 [14] (0:11.18)	0:58.66 [15] (0:11.48)	0:47.18 [15] (0:11.81)	0:35.37 [15] (0:11.75)	0:23.62 [14] (0:11.30)	0:12.32 [8] (0:12.32)
Average Speed [km/h]	50.2	64.3	63.3	61.7	62.3	63.7	58.5
Top Speed [km/h]	65.4	66.0	63.6	62.9	63.5	64.9	62.8
Avg. Dist. to Rail [m]	15.2	4.3	3.2	2.0	3.3	7.4	7.1
Avg. Stride Freq. [Hz]	2.2	2.3	2.2	2.2	2.2	2.3	2.2
Avg. Stride Length [m]	6.3	7.8	7.8	7.7	7.5	7.5	7.4



- [] Ranking at each section and finish
- .-.- No data available at this section
- NA No data available



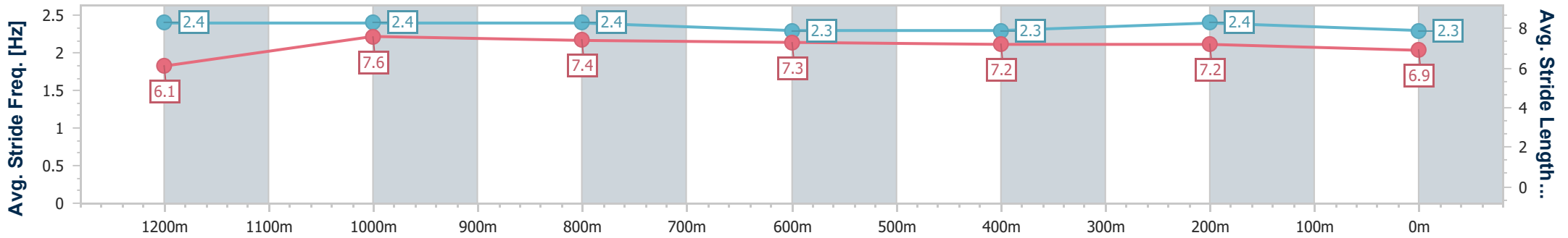
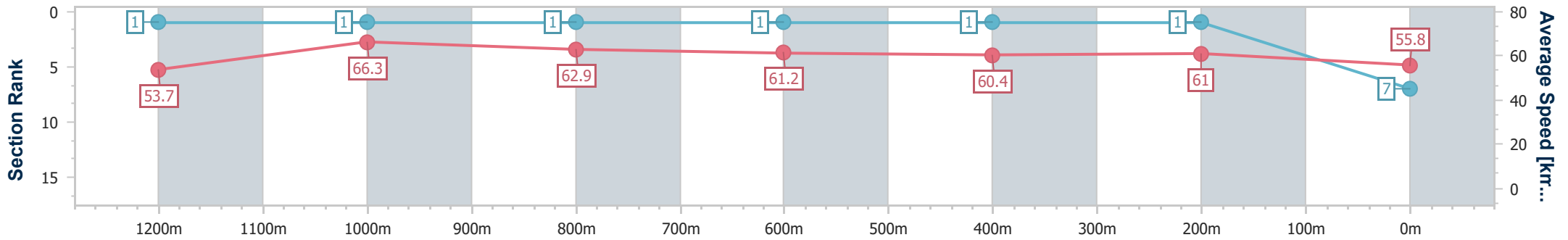
Horse/Jockey Name	Party For Two
Final Rank	7
Fastest Section Time (Section)	0:10.85 (1200m)
Top Speed [km/h] (Section)	68.0 (1200m)
Race State	Finished



Sunshine Coast QLD Professional
 Race 8: COASTLINE BMW SUNSHINE COAST CUP - 1400m
 25 January 2025 - 16:28
 Track Rating: Good 4, Weather: Overcast, Rail Position: True



Section	Overall	1200m	1000m	800m	600m	400m	200m
Section Times	1:24.32 [7] (0:13.44)	1:10.88 [1] (0:10.85)	1:00.03 [1] (0:11.50)	0:48.53 [1] (0:11.80)	0:36.73 [1] (0:12.01)	0:24.72 [1] (0:11.78)	0:12.94 [1] (0:12.94)
Average Speed [km/h]	53.7	66.3	62.9	61.2	60.4	61.0	55.8
Top Speed [km/h]	67.7	68.0	64.3	62.3	61.7	61.7	59.6
Avg. Dist. to Rail [m]	8.2	2.4	1.6	0.6	1.1	3.9	5.0
Avg. Stride Freq. [Hz]	2.4	2.4	2.4	2.3	2.3	2.4	2.3
Avg. Stride Length [m]	6.1	7.6	7.4	7.3	7.2	7.2	6.9



- [] Ranking at each section and finish
- .-.- No data available at this section
- NA No data available



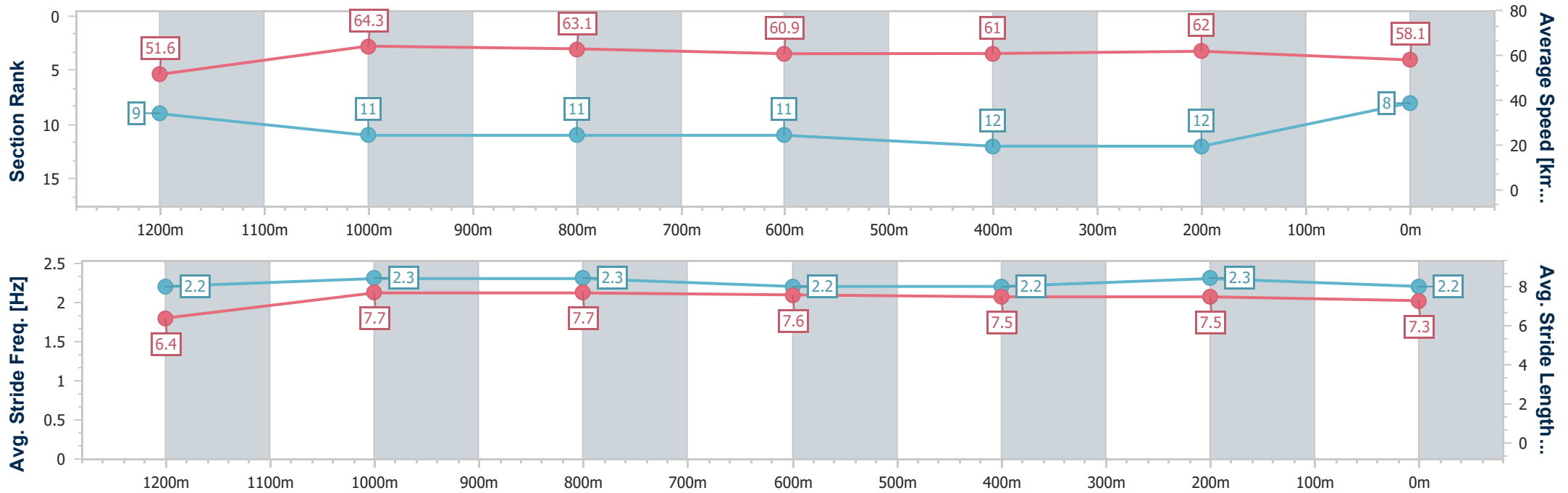
Horse/Jockey Name	Hyde
Final Rank	8
Fastest Section Time (Section)	0:11.21 (1200m)
Top Speed [km/h] (Section)	65.6 (1200m)
Race State	Finished



Sunshine Coast QLD Professional
 Race 8: COASTLINE BMW SUNSHINE COAST CUP - 1400m
 25 January 2025 - 16:28
 Track Rating: Good 4, Weather: Overcast, Rail Position: True



Section	Overall	1200m	1000m	800m	600m	400m	200m
Section Times	1:24.52 [8] (0:13.96)	1:10.56 [9] (0:11.21)	0:59.35 [11] (0:11.47)	0:47.88 [11] (0:11.94)	0:35.94 [11] (0:11.91)	0:24.03 [12] (0:11.63)	0:12.40 [12] (0:12.40)
Average Speed [km/h]	51.6	64.3	63.1	60.9	61.0	62.0	58.1
Top Speed [km/h]	64.5	65.6	64.3	62.7	61.7	62.6	61.2
Avg. Dist. to Rail [m]	6.4	3.6	3.1	1.9	1.4	5.2	6.1
Avg. Stride Freq. [Hz]	2.2	2.3	2.3	2.2	2.2	2.3	2.2
Avg. Stride Length [m]	6.4	7.7	7.7	7.6	7.5	7.5	7.3



- [] Ranking at each section and finish
- .-.- No data available at this section
- NA No data available



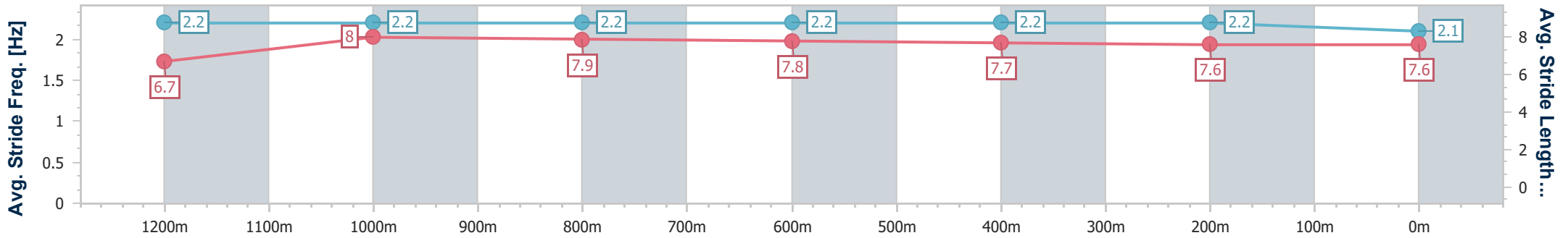
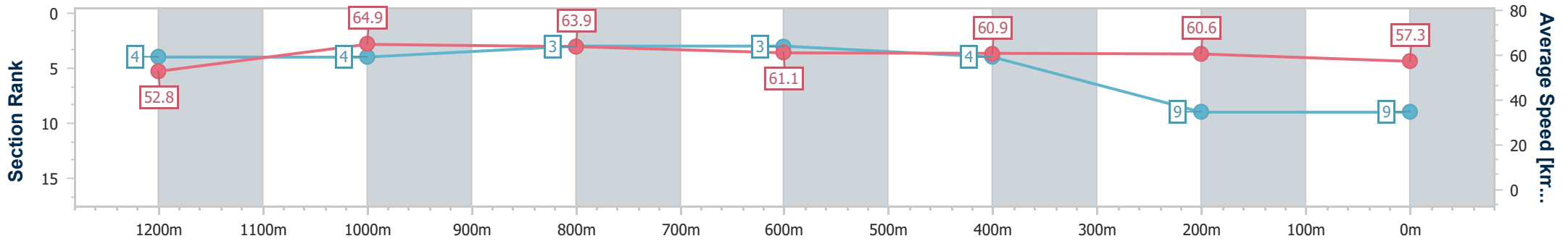
Horse/Jockey Name	Kipling's Journey
Final Rank	9
Fastest Section Time (Section)	0:11.09 (1200m)
Top Speed [km/h] (Section)	66.6 (1200m)
Race State	Finished



Sunshine Coast QLD Professional
 Race 8: COASTLINE BMW SUNSHINE COAST CUP - 1400m
 25 January 2025 - 16:28
 Track Rating: Good 4, Weather: Overcast, Rail Position: True



Section	Overall	1200m	1000m	800m	600m	400m	200m
Section Times	1:24.56 [9] (0:13.70)	1:10.86 [4] (0:11.09)	0:59.77 [4] (0:11.35)	0:48.42 [3] (0:11.94)	0:36.48 [3] (0:12.02)	0:24.46 [4] (0:11.87)	0:12.59 [9] (0:12.59)
Average Speed [km/h]	52.8	64.9	63.9	61.1	60.9	60.6	57.3
Top Speed [km/h]	64.5	66.6	65.1	62.3	61.4	61.4	60.1
Avg. Dist. to Rail [m]	12.0	5.9	4.4	2.2	2.4	7.8	8.3
Avg. Stride Freq. [Hz]	2.2	2.2	2.2	2.2	2.2	2.2	2.1
Avg. Stride Length [m]	6.7	8.0	7.9	7.8	7.7	7.6	7.6



- [] Ranking at each section and finish
- .-.- No data available at this section
- NA No data available



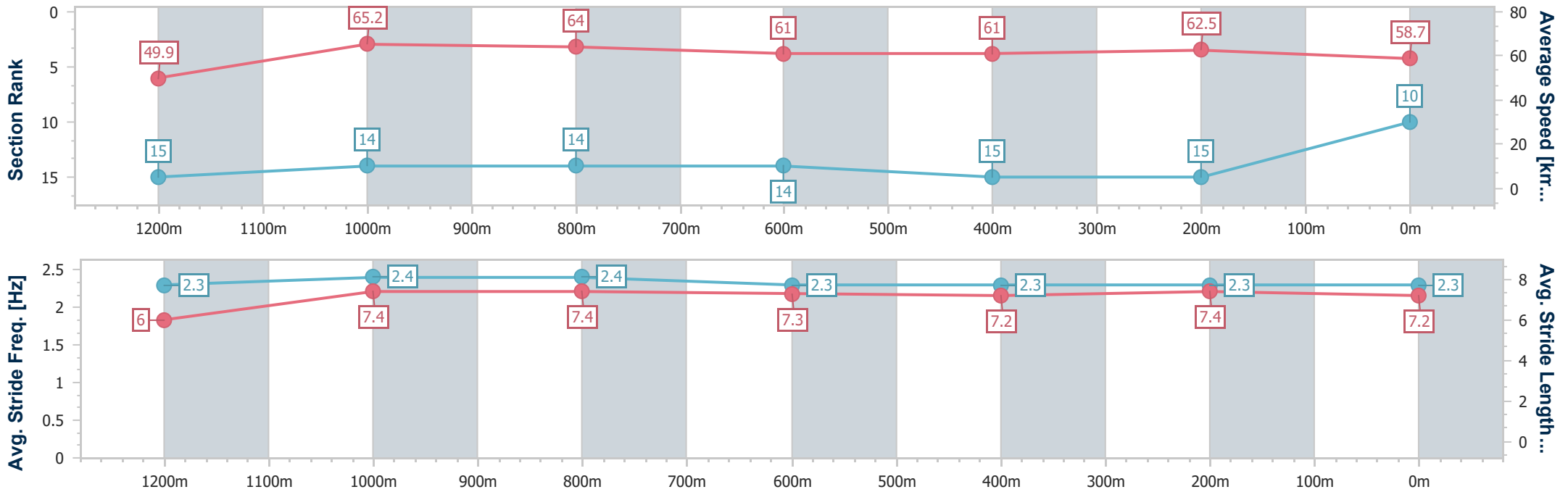
Horse/Jockey Name	Cottee
Final Rank	10
Fastest Section Time (Section)	0:11.04 (1200m)
Top Speed [km/h] (Section)	67.6 (1200m)
Race State	Finished



Sunshine Coast QLD Professional
 Race 8: COASTLINE BMW SUNSHINE COAST CUP - 1400m
 25 January 2025 - 16:28
 Track Rating: Good 4, Weather: Overcast, Rail Position: True



Section	Overall	1200m	1000m	800m	600m	400m	200m
Section Times	1:24.60 [10] (0:14.49)	1:10.11 [15] (0:11.04)	0:59.07 [14] (0:11.32)	0:47.75 [14] (0:11.92)	0:35.83 [14] (0:12.00)	0:23.83 [15] (0:11.54)	0:12.29 [15] (0:12.29)
Average Speed [km/h]	49.9	65.2	64.0	61.0	61.0	62.5	58.7
Top Speed [km/h]	65.4	67.6	65.0	62.6	61.8	64.0	61.9
Avg. Dist. to Rail [m]	11.7	2.7	2.2	2.1	2.8	6.6	7.1
Avg. Stride Freq. [Hz]	2.3	2.4	2.4	2.3	2.3	2.3	2.3
Avg. Stride Length [m]	6.0	7.4	7.4	7.3	7.2	7.4	7.2



- [] Ranking at each section and finish
- .-.- No data available at this section
- NA No data available



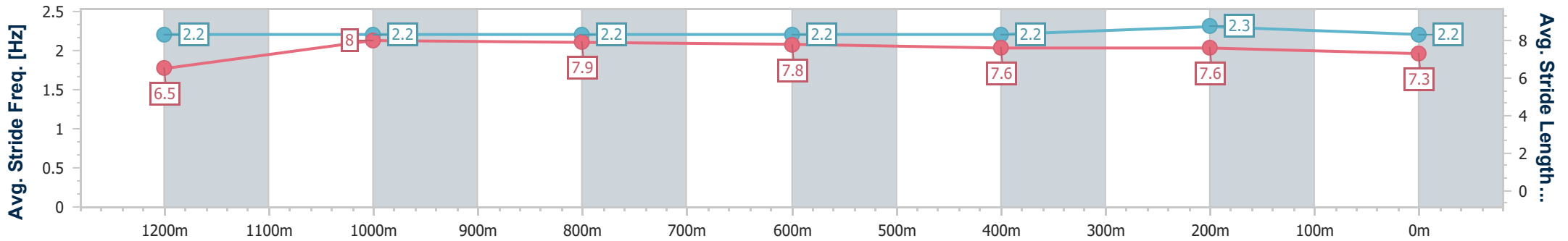
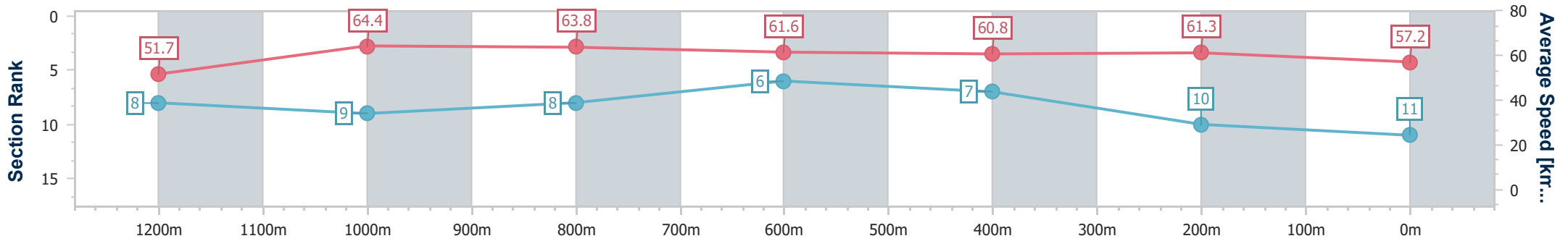
Horse/Jockey Name	Oughton
Final Rank	11
Fastest Section Time (Section)	0:11.15 (1200m)
Top Speed [km/h] (Section)	65.5 (1200m)
Race State	Finished



Sunshine Coast QLD Professional
 Race 8: COASTLINE BMW SUNSHINE COAST CUP - 1400m
 25 January 2025 - 16:28
 Track Rating: Good 4, Weather: Overcast, Rail Position: True



Section	Overall	1200m	1000m	800m	600m	400m	200m
Section Times	1:24.60 [11] (0:13.95)	1:10.65 [8] (0:11.15)	0:59.50 [9] (0:11.36)	0:48.14 [8] (0:11.81)	0:36.33 [6] (0:11.97)	0:24.36 [7] (0:11.73)	0:12.63 [10] (0:12.63)
Average Speed [km/h]	51.7	64.4	63.8	61.6	60.8	61.3	57.2
Top Speed [km/h]	65.2	65.5	65.3	62.7	61.7	62.6	59.6
Avg. Dist. to Rail [m]	11.2	4.2	3.2	1.3	2.2	8.4	9.3
Avg. Stride Freq. [Hz]	2.2	2.2	2.2	2.2	2.2	2.3	2.2
Avg. Stride Length [m]	6.5	8.0	7.9	7.8	7.6	7.6	7.3



- [] Ranking at each section and finish
- .-.- No data available at this section
- NA No data available



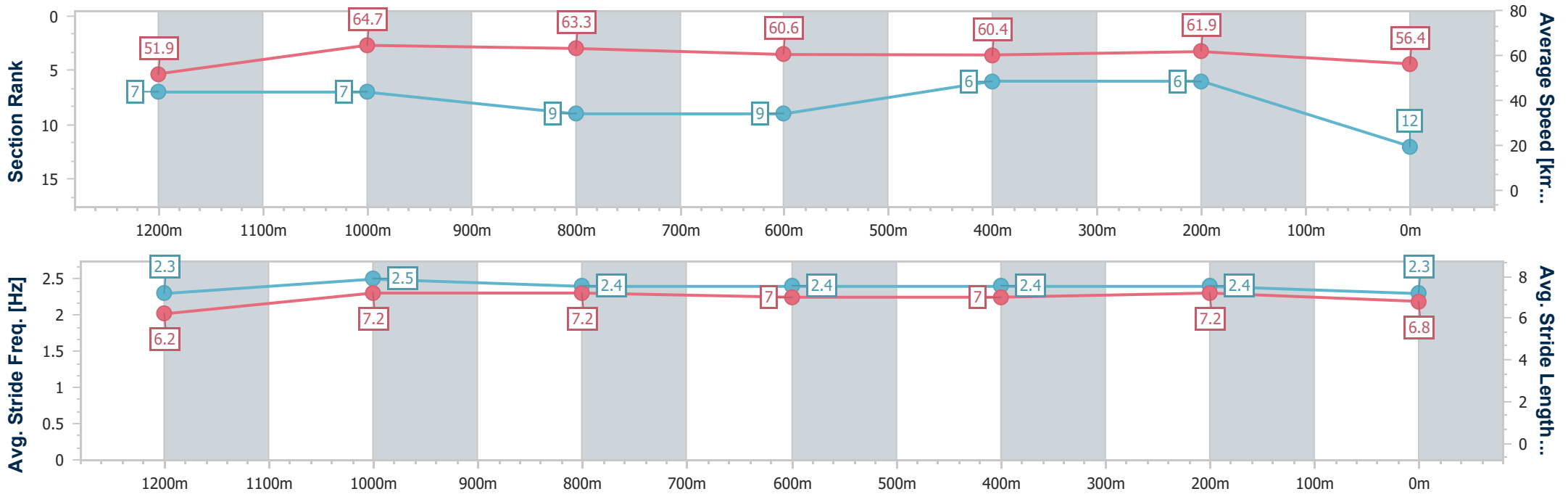
Horse/Jockey Name	Inver Park
Final Rank	12
Fastest Section Time (Section)	0:11.16 (1200m)
Top Speed [km/h] (Section)	66.2 (Overall)
Race State	Finished



Sunshine Coast QLD Professional
 Race 8: COASTLINE BMW SUNSHINE COAST CUP - 1400m
 25 January 2025 - 16:28
 Track Rating: Good 4, Weather: Overcast, Rail Position: True



Section	Overall	1200m	1000m	800m	600m	400m	200m
Section Times	1:24.65 [12] (0:13.85)	1:10.80 [7] (0:11.16)	0:59.64 [7] (0:11.48)	0:48.16 [9] (0:11.91)	0:36.25 [9] (0:11.82)	0:24.43 [6] (0:11.67)	0:12.76 [6] (0:12.76)
Average Speed [km/h]	51.9	64.7	63.3	60.6	60.4	61.9	56.4
Top Speed [km/h]	66.2	65.8	64.3	62.1	61.2	62.6	60.3
Avg. Dist. to Rail [m]	8.2	4.8	4.3	1.1	1.6	1.7	2.2
Avg. Stride Freq. [Hz]	2.3	2.5	2.4	2.4	2.4	2.4	2.3
Avg. Stride Length [m]	6.2	7.2	7.2	7.0	7.0	7.2	6.8



- [] Ranking at each section and finish
- .-.- No data available at this section
- NA No data available



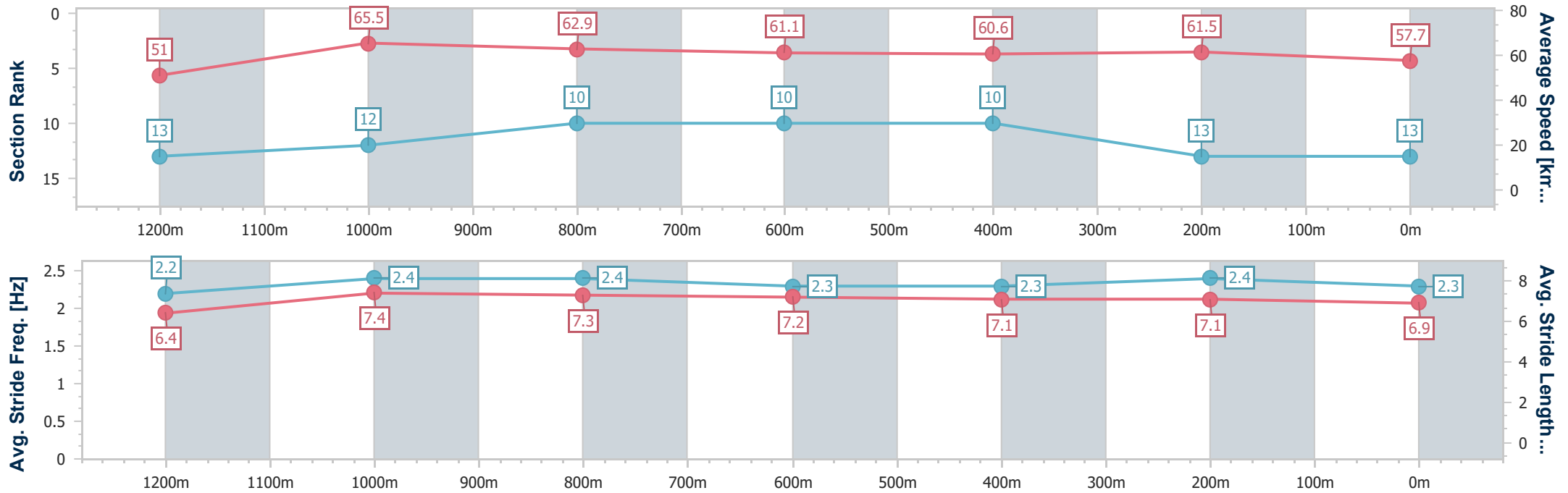
Horse/Jockey Name	Under The Cap
Final Rank	13
Fastest Section Time (Section)	0:11.00 (1200m)
Top Speed [km/h] (Section)	66.8 (1200m)
Race State	Finished



Sunshine Coast QLD Professional
 Race 8: COASTLINE BMW SUNSHINE COAST CUP - 1400m
 25 January 2025 - 16:28
 Track Rating: Good 4, Weather: Overcast, Rail Position: True



Section	Overall	1200m	1000m	800m	600m	400m	200m
Section Times	1:24.67 [13] (0:14.18)	1:10.49 [13] (0:11.00)	0:59.49 [12] (0:11.46)	0:48.03 [10] (0:11.90)	0:36.13 [10] (0:11.92)	0:24.21 [10] (0:11.71)	0:12.50 [13] (0:12.50)
Average Speed [km/h]	51.0	65.5	62.9	61.1	60.6	61.5	57.7
Top Speed [km/h]	65.6	66.8	64.0	62.4	61.7	62.2	60.1
Avg. Dist. to Rail [m]	12.3	2.5	2.0	1.2	0.6	2.2	3.1
Avg. Stride Freq. [Hz]	2.2	2.4	2.4	2.3	2.3	2.4	2.3
Avg. Stride Length [m]	6.4	7.4	7.3	7.2	7.1	7.1	6.9



- [] Ranking at each section and finish
- .-.- No data available at this section
- NA No data available



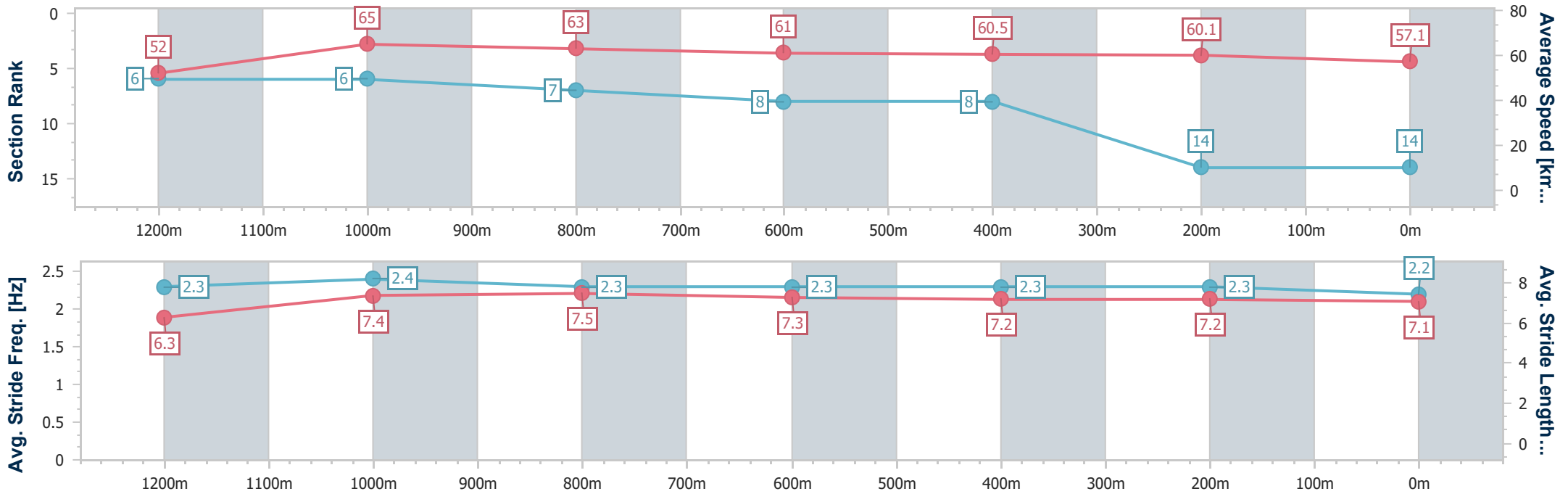
Horse/Jockey Name	Tapildoodledo
Final Rank	14
Fastest Section Time (Section)	0:11.09 (1200m)
Top Speed [km/h] (Section)	66.8 (1200m)
Race State	Finished



Sunshine Coast QLD Professional
 Race 8: COASTLINE BMW SUNSHINE COAST CUP - 1400m
 25 January 2025 - 16:28
 Track Rating: Good 4, Weather: Overcast, Rail Position: True



Section	Overall	1200m	1000m	800m	600m	400m	200m
Section Times	1:24.86 [14] (0:13.85)	1:11.01 [6] (0:11.09)	0:59.92 [6] (0:11.48)	0:48.44 [7] (0:11.91)	0:36.53 [8] (0:11.93)	0:24.60 [8] (0:11.99)	0:12.61 [14] (0:12.61)
Average Speed [km/h]	52.0	65.0	63.0	61.0	60.5	60.1	57.1
Top Speed [km/h]	66.2	66.8	64.1	62.5	61.1	61.2	59.0
Avg. Dist. to Rail [m]	5.2	3.2	2.4	1.5	0.6	3.7	5.2
Avg. Stride Freq. [Hz]	2.3	2.4	2.3	2.3	2.3	2.3	2.2
Avg. Stride Length [m]	6.3	7.4	7.5	7.3	7.2	7.2	7.1



- [] Ranking at each section and finish
- .-.- No data available at this section
- NA No data available



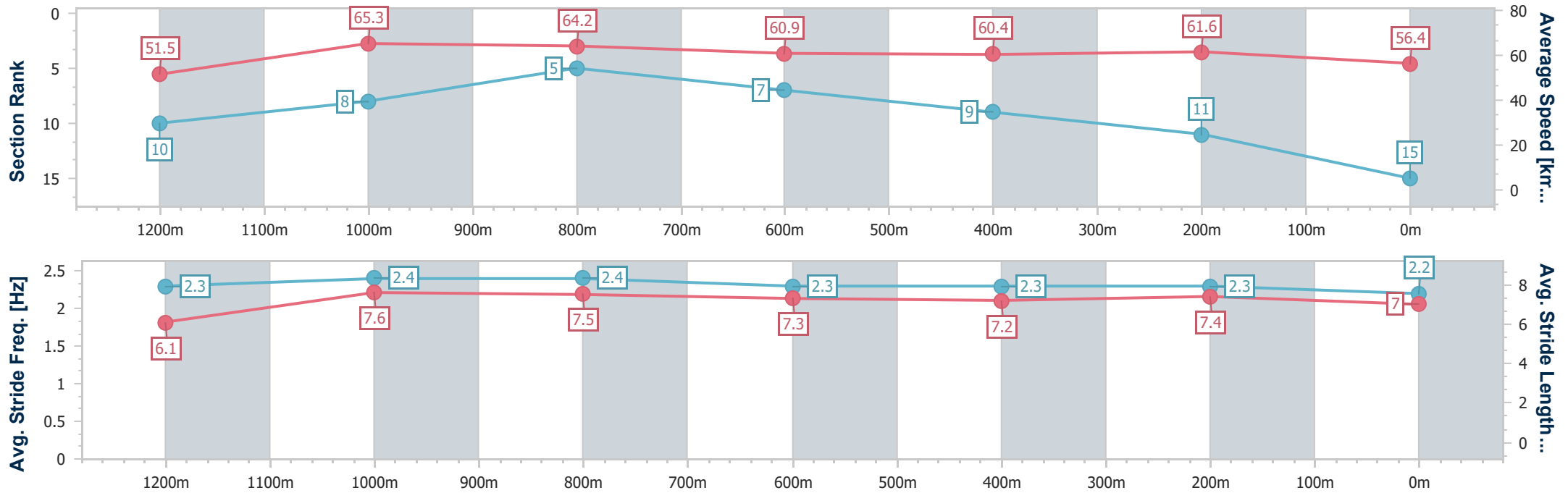
Horse/Jockey Name	Sinawann
Final Rank	15
Fastest Section Time (Section)	0:11.07 (1200m)
Top Speed [km/h] (Section)	66.5 (1000m)
Race State	Finished



Sunshine Coast QLD Professional
 Race 8: COASTLINE BMW SUNSHINE COAST CUP - 1400m
 25 January 2025 - 16:28
 Track Rating: Good 4, Weather: Overcast, Rail Position: True



Section	Overall	1200m	1000m	800m	600m	400m	200m
Section Times	1:24.87 [15] (0:13.97)	1:10.90 [10] (0:11.07)	0:59.83 [8] (0:11.26)	0:48.57 [5] (0:12.02)	0:36.55 [7] (0:12.09)	0:24.46 [9] (0:11.69)	0:12.77 [11] (0:12.77)
Average Speed [km/h]	51.5	65.3	64.2	60.9	60.4	61.6	56.4
Top Speed [km/h]	65.5	66.4	66.5	62.1	62.8	63.1	59.7
Avg. Dist. to Rail [m]	16.6	6.2	4.1	2.4	2.9	8.1	10.3
Avg. Stride Freq. [Hz]	2.3	2.4	2.4	2.3	2.3	2.3	2.2
Avg. Stride Length [m]	6.1	7.6	7.5	7.3	7.2	7.4	7.0



- [] Ranking at each section and finish
- .-.- No data available at this section
- NA No data available



Sunshine Coast QLD Professional

Race 9: THE i4. COASTLINE BMW Class 6 Plate - 1200m

25 January 2025 - 17:10



Track Rating: Good 4, Weather: Overcast, Rail Position: True

Section												Last 600m		
Field Times		Overall	1000m	800m	600m	400m	200m						0:34.33	
		1:11.64 (0:13.87)	0:57.77 (0:11.64)	0:46.13 (0:11.80)	0:34.33 (0:11.45)	0:22.88 (0:11.38)	0:11.50 (0:11.50)							
Rank	TAB	Horse/Jockey	Barrier	Top Speed [km/h]	Fastest Section							Margin	Distance Travelled [m]	
1	6	METALART Michael Rodd	3	66.6 400m	0:10.95 400m	1:11.64 [1] (0:14.06)	0:57.58 [5] (0:11.95)	0:45.63 [6] (0:11.93)	0:33.70 [5] (0:11.43)	0:22.27 [4] (0:10.95)	0:11.32 [4] (0:11.32)	1:11.64	0:33.70	
2	7	MILLANE James Orman	4	65.8 400m	0:11.10 400m	1:11.91 [2] (0:13.96)	0:57.95 [2] (0:11.82)	0:46.13 [2] (0:11.86)	0:34.27 [2] (0:11.40)	0:22.87 [2] (0:11.10)	0:11.77 [1] (0:11.77)	1.5L	0:34.27	-1
3	15	CENTRESTONE Ron Stewart	2	65.7 400m	0:11.06 400m	1:12.02 [3] (0:13.87)	0:58.15 [1] (0:11.98)	0:46.17 [3] (0:11.84)	0:34.33 [3] (0:11.43)	0:22.90 [3] (0:11.06)	0:11.84 [3] (0:11.84)	2L	0:34.33	-4
4	8	READY FOR ANYTHING Ryan Maloney	9	65.8 400m	0:11.02 400m	1:12.04 [4] (0:14.33)	0:57.71 [8] (0:11.94)	0:45.77 [9] (0:11.87)	0:33.90 [8] (0:11.45)	0:22.45 [7] (0:11.02)	0:11.43 [5] (0:11.43)	2.1L	0:33.90	-2
5	18	DIVINE OKAY Bailey Wheeler	10	64.7 1000m	0:11.40 400m	1:12.29 [5] (0:14.05)	0:58.24 [4] (0:11.46)	0:46.78 [1] (0:11.80)	0:34.98 [1] (0:11.45)	0:23.53 [1] (0:11.40)	0:12.13 [2] (0:12.13)	3.4L	0:34.98	-4
6	12	BEWS Kyle Wilson-Taylor	19	68.0 Overall	0:11.04 400m	1:12.50 [6] (0:14.35)	0:58.15 [9] (0:11.99)	0:46.16 [10] (0:12.05)	0:34.11 [10] (0:11.35)	0:22.76 [10] (0:11.04)	0:11.72 [7] (0:11.72)	4.4L	0:34.11	-1
7	14	YOSHINO Jake Bayliss	6	64.2 400m	0:11.31 400m	1:12.63 [7] (0:14.15)	0:58.48 [6] (0:11.91)	0:46.57 [7] (0:11.93)	0:34.64 [7] (0:11.42)	0:23.22 [5] (0:11.31)	0:11.91 [6] (0:11.91)	4.9L	0:34.64	-3
8	13	STANDING ORDER Jag Guthmann-Chester	12	65.2 400m	0:11.29 400m	1:12.68 [8] (0:14.55)	0:58.13 [10] (0:11.69)	0:46.44 [8] (0:11.91)	0:34.53 [9] (0:11.57)	0:22.96 [9] (0:11.29)	0:11.67 [9] (0:11.67)	5.1L	0:34.53	-1
9	1	EZEKEIL Andrew Mallyon	8	64.3 400m	0:11.35 400m	1:13.02 [9] (0:14.02)	0:59.00 [3] (0:11.89)	0:47.11 [5] (0:12.03)	0:35.08 [6] (0:11.57)	0:23.51 [6] (0:11.35)	0:12.16 [8] (0:12.16)	6.9L	0:35.08	+3
10	19	STEP ON FIRE Mark Du Plessis	15	66.1 400m	0:11.12 400m	1:13.20 [10] (0:14.64)	0:58.56 [11] (0:11.87)	0:46.69 [11] (0:12.04)	0:34.65 [11] (0:11.50)	0:23.15 [11] (0:11.12)	0:12.03 [10] (0:12.03)	7.9L	0:34.65	-1

Scratched: Atmosphere (#11), Black On Beauty (#9), Lost In Transit (#4), Zouperb (#10), Light Of Boom (#3), Hatchet (#2), Skywolf (#5), Lubrication (#16)

[] Ranking at each section and finish
 -:-:- No data available at this section
 NA No data available

SCN Saddle cloth number
 DNF Did not finish
 DNT Did not track



Sunshine Coast QLD Professional
Race 9: THE i4. COASTLINE BMW Class 6 Plate - 1200m
25 January 2025 - 17:10



Track Rating: Good 4, Weather: Overcast, Rail Position: True

Section		Overall	1000m	800m	600m	400m	200m	Last 600m					
Field Times		1:11.64 (0:13.87)	0:57.77 (0:11.64)	0:46.13 (0:11.80)	0:34.33 (0:11.45)	0:22.88 (0:11.38)	0:11.50 (0:11.50)	0:34.33					
Rank	TAB Horse/Jockey	Barrier	Top Speed [km/h]	Fastest Section	Margin						Distance Travelled [m]		
11	17 DEEP BLAST	13	63.9	0:11.65	1:14.28 [11]	1:00.02 [7]	0:48.37 [4]	0:36.37 [4]	0:24.60 [8]	0:12.84 [11]	14.2L	0:36.37	+5
	Raul Silvera Olivera		1000m	1000m	(0:14.26)	(0:11.65)	(0:12.00)	(0:11.77)	(0:11.76)	(0:12.84)			

Scratched: Atmosphere (#11), Black On Beauty (#9), Lost In Transit (#4), Zouperb (#10), Light Of Boom (#3), Hatchet (#2), Skywolf (#5), Lubrication (#16)

[] Ranking at each section and finish
 -:-:- No data available at this section
 NA No data available

SCN Saddle cloth number
 DNF Did not finish
 DNT Did not track



Horse/Jockey Name	Metalart
Final Rank	1
Fastest Section Time (Section)	0:10.95 (400m)
Top Speed [km/h] (Section)	66.6 (400m)
Race State	Finished



Sunshine Coast QLD Professional

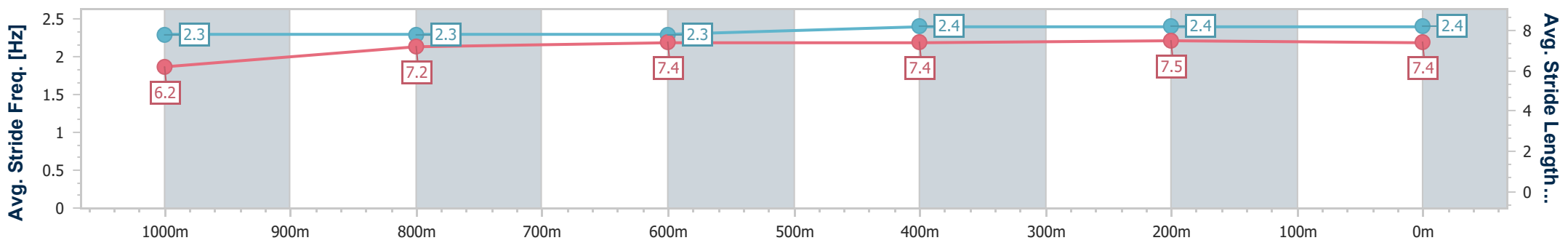
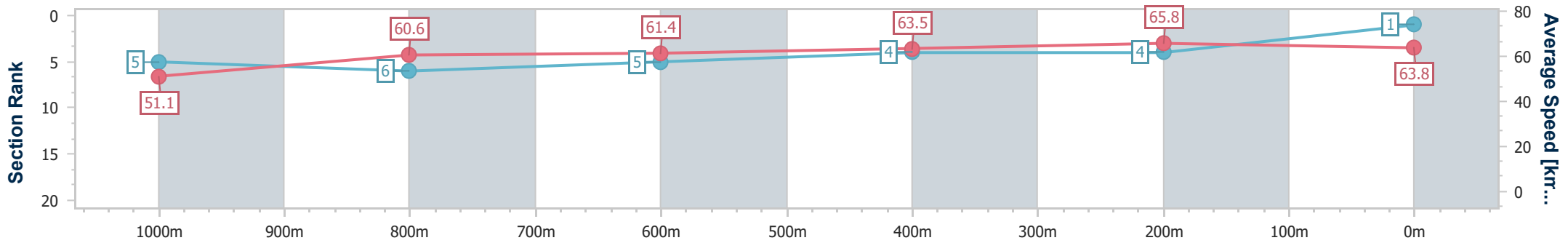
Race 9: THE i4. COASTLINE BMW Class 6 Plate - 1200m



25 January 2025 - 17:10

Track Rating: Good 4, Weather: Overcast, Rail Position: True

Section	Overall	1000m	800m	600m	400m	200m
Section Times	1:11.64 [1] (0:14.06)	0:57.58 [5] (0:11.95)	0:45.63 [6] (0:11.93)	0:33.70 [5] (0:11.43)	0:22.27 [4] (0:10.95)	0:11.32 [4] (0:11.32)
Average Speed [km/h]	51.1	60.6	61.4	63.5	65.8	63.8
Top Speed [km/h]	61.6	61.6	62.5	64.9	66.6	66.0
Avg. Dist. to Rail [m]	4.9	3.6	2.4	1.9	5.5	8.1
Avg. Stride Freq. [Hz]	2.3	2.3	2.3	2.4	2.4	2.4
Avg. Stride Length [m]	6.2	7.2	7.4	7.4	7.5	7.4



- [] Ranking at each section and finish
- .-.- No data available at this section
- NA No data available



Horse/Jockey Name	Millane
Final Rank	2
Fastest Section Time (Section)	0:11.10 (400m)
Top Speed [km/h] (Section)	65.8 (400m)
Race State	Finished



Sunshine Coast QLD Professional

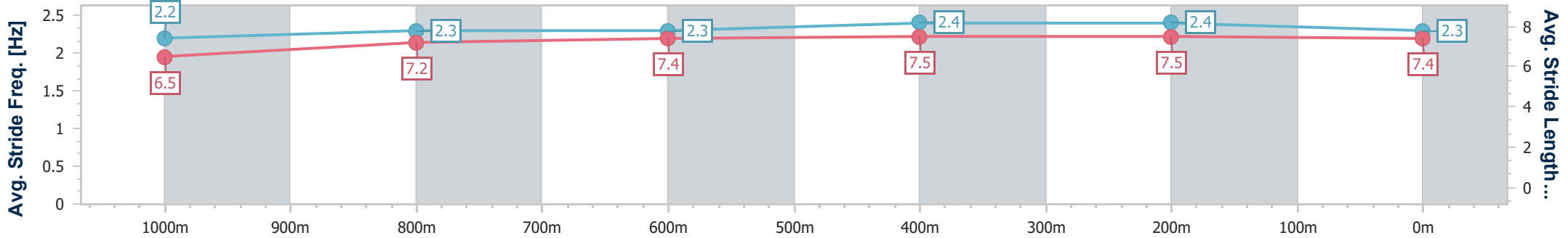
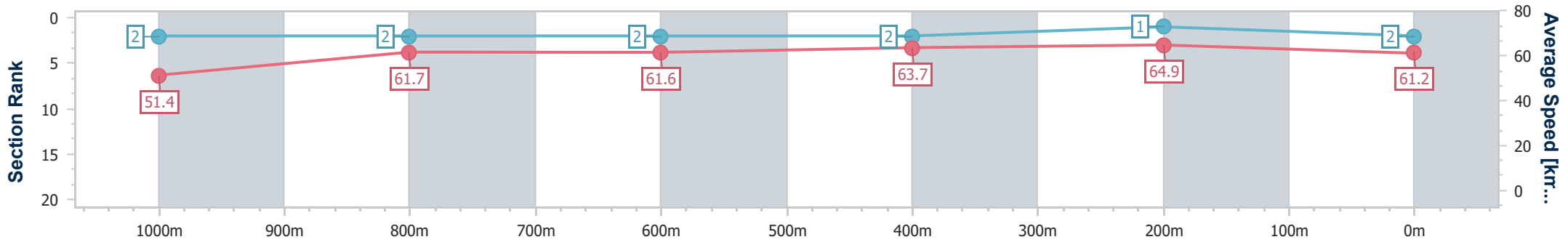
Race 9: THE i4. COASTLINE BMW Class 6 Plate - 1200m



25 January 2025 - 17:10

Track Rating: Good 4, Weather: Overcast, Rail Position: True

Section	Overall	1000m	800m	600m	400m	200m
Section Times	1:11.91 [2] (0:13.96)	0:57.95 [2] (0:11.82)	0:46.13 [2] (0:11.86)	0:34.27 [2] (0:11.40)	0:22.87 [2] (0:11.10)	0:11.77 [1] (0:11.77)
Average Speed [km/h]	51.4	61.7	61.6	63.7	64.9	61.2
Top Speed [km/h]	63.2	65.3	63.0	64.5	65.8	63.9
Avg. Dist. to Rail [m]	5.4	3.8	2.6	1.5	4.4	6.3
Avg. Stride Freq. [Hz]	2.2	2.3	2.3	2.4	2.4	2.3
Avg. Stride Length [m]	6.5	7.2	7.4	7.5	7.5	7.4



- [] Ranking at each section and finish
- .-.- No data available at this section
- NA No data available



Horse/Jockey Name	Centrestone
Final Rank	3
Fastest Section Time (Section)	0:11.06 (400m)
Top Speed [km/h] (Section)	65.7 (400m)
Race State	Finished



Sunshine Coast QLD Professional

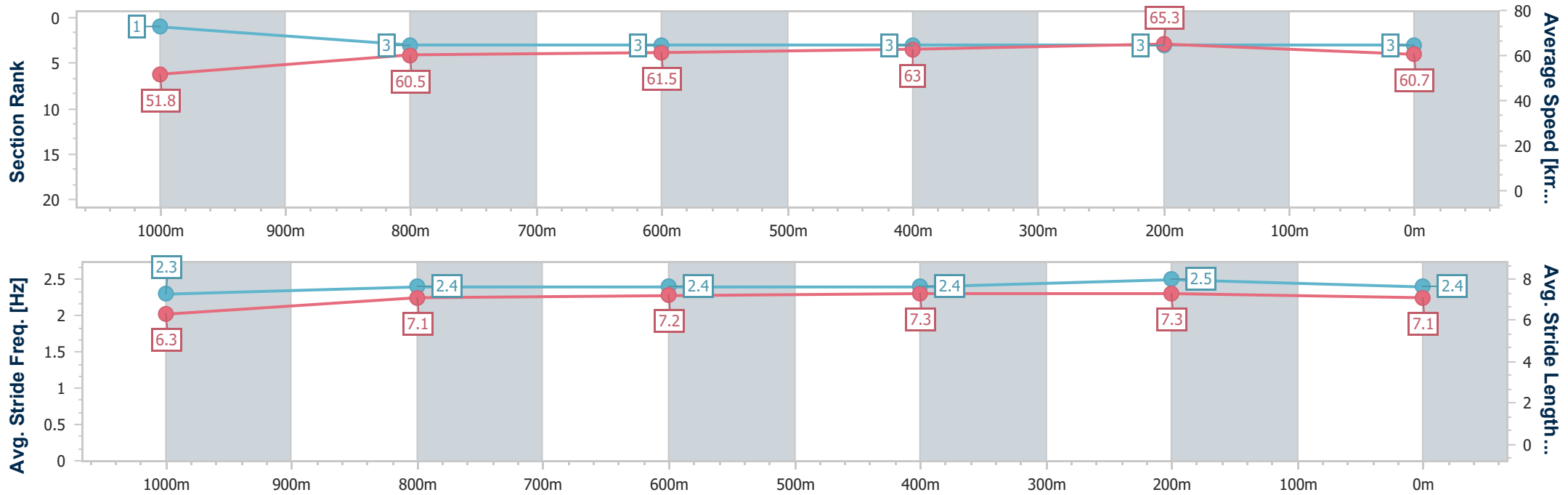
Race 9: THE i4. COASTLINE BMW Class 6 Plate - 1200m



25 January 2025 - 17:10

Track Rating: Good 4, Weather: Overcast, Rail Position: True

Section	Overall	1000m	800m	600m	400m	200m
Section Times	1:12.02 [3] (0:13.87)	0:58.15 [1] (0:11.98)	0:46.17 [3] (0:11.84)	0:34.33 [3] (0:11.43)	0:22.90 [3] (0:11.06)	0:11.84 [3] (0:11.84)
Average Speed [km/h]	51.8	60.5	61.5	63.0	65.3	60.7
Top Speed [km/h]	64.5	63.0	63.4	64.6	65.7	63.8
Avg. Dist. to Rail [m]	3.8	2.2	1.5	0.4	3.3	4.9
Avg. Stride Freq. [Hz]	2.3	2.4	2.4	2.4	2.5	2.4
Avg. Stride Length [m]	6.3	7.1	7.2	7.3	7.3	7.1



- [] Ranking at each section and finish
- .-.-.- No data available at this section
- NA No data available



Horse/Jockey Name	Ready For Anything
Final Rank	4
Fastest Section Time (Section)	0:11.02 (400m)
Top Speed [km/h] (Section)	65.8 (400m)
Race State	Finished



Sunshine Coast QLD Professional

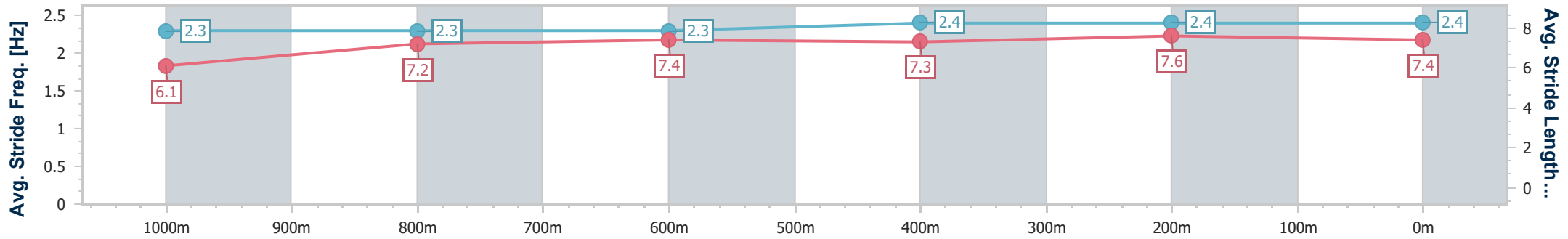
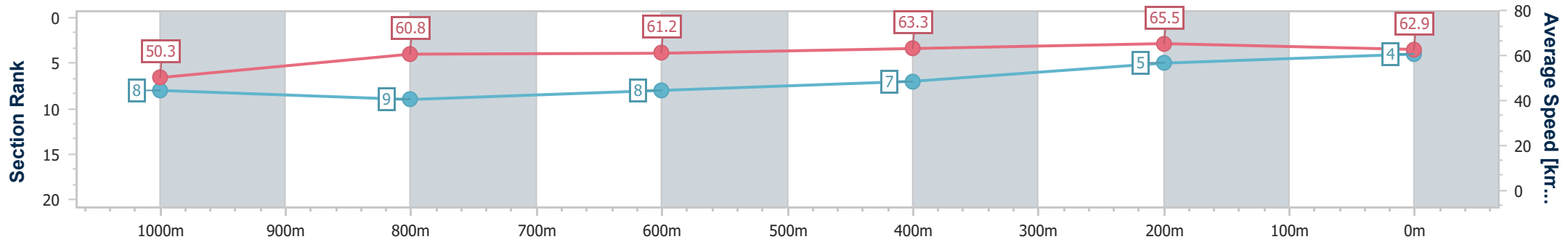
Race 9: THE i4. COASTLINE BMW Class 6 Plate - 1200m



25 January 2025 - 17:10

Track Rating: Good 4, Weather: Overcast, Rail Position: True

Section	Overall	1000m	800m	600m	400m	200m
Section Times	1:12.04 [4] (0:14.33)	0:57.71 [8] (0:11.94)	0:45.77 [9] (0:11.87)	0:33.90 [8] (0:11.45)	0:22.45 [7] (0:11.02)	0:11.43 [5] (0:11.43)
Average Speed [km/h]	50.3	60.8	61.2	63.3	65.5	62.9
Top Speed [km/h]	61.6	62.1	63.1	64.8	65.8	65.4
Avg. Dist. to Rail [m]	8.3	3.6	1.7	1.0	5.7	7.7
Avg. Stride Freq. [Hz]	2.3	2.3	2.3	2.4	2.4	2.4
Avg. Stride Length [m]	6.1	7.2	7.4	7.3	7.6	7.4



- [] Ranking at each section and finish
- .-.- No data available at this section
- NA No data available



Horse/Jockey Name	Divine Okay
Final Rank	5
Fastest Section Time (Section)	0:11.40 (400m)
Top Speed [km/h] (Section)	64.7 (1000m)
Race State	Finished



Sunshine Coast QLD Professional

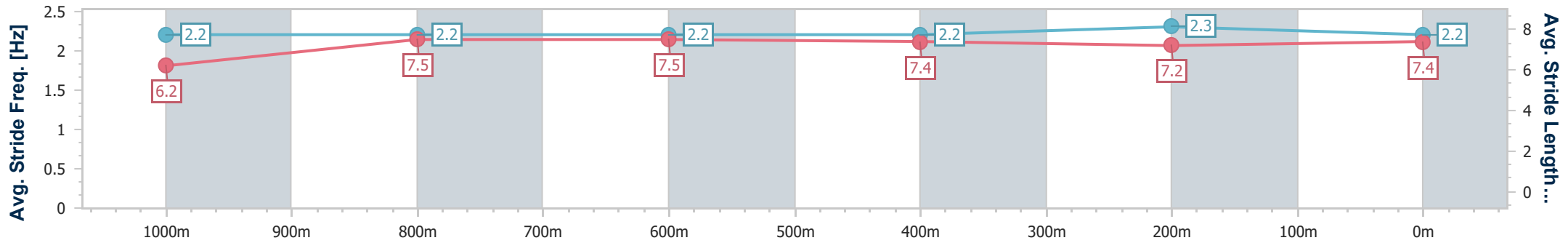
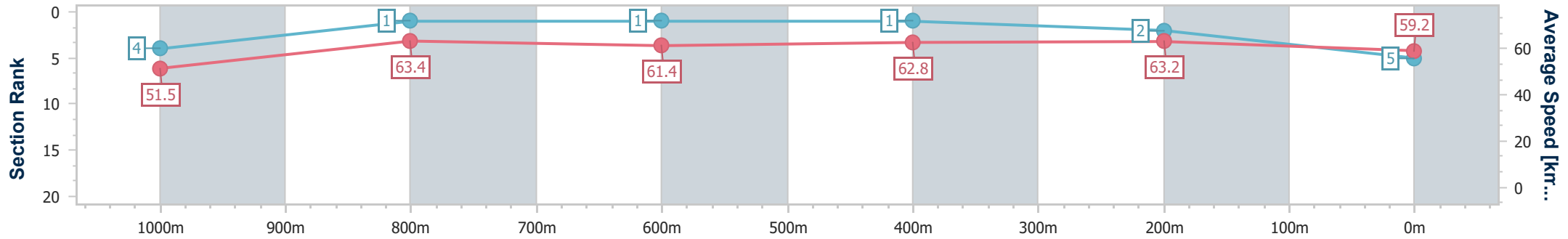
Race 9: THE i4. COASTLINE BMW Class 6 Plate - 1200m



25 January 2025 - 17:10

Track Rating: Good 4, Weather: Overcast, Rail Position: True

Section	Overall	1000m	800m	600m	400m	200m
Section Times	1:12.29 [5] (0:14.05)	0:58.24 [4] (0:11.46)	0:46.78 [1] (0:11.80)	0:34.98 [1] (0:11.45)	0:23.53 [1] (0:11.40)	0:12.13 [2] (0:12.13)
Average Speed [km/h]	51.5	63.4	61.4	62.8	63.2	59.2
Top Speed [km/h]	62.7	64.7	61.9	63.7	64.1	62.3
Avg. Dist. to Rail [m]	9.5	5.5	1.4	0.4	2.1	3.0
Avg. Stride Freq. [Hz]	2.2	2.2	2.2	2.2	2.3	2.2
Avg. Stride Length [m]	6.2	7.5	7.5	7.4	7.2	7.4



- [] Ranking at each section and finish
- .-.- No data available at this section
- NA No data available



Horse/Jockey Name	Bews
Final Rank	6
Fastest Section Time (Section)	0:11.04 (400m)
Top Speed [km/h] (Section)	68.0 (Overall)
Race State	Finished



Sunshine Coast QLD Professional

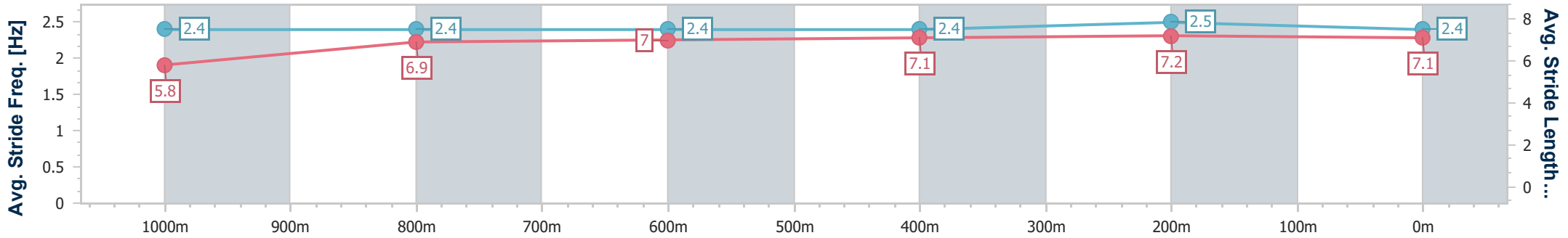
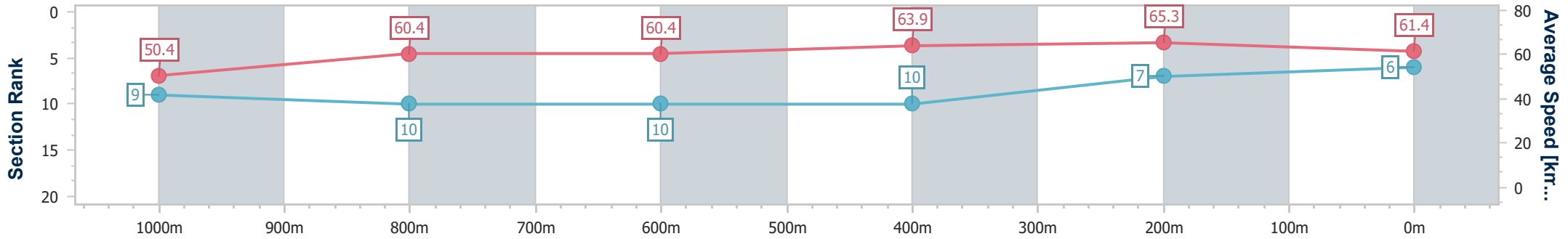
Race 9: THE i4. COASTLINE BMW Class 6 Plate - 1200m



25 January 2025 - 17:10

Track Rating: Good 4, Weather: Overcast, Rail Position: True

Section	Overall	1000m	800m	600m	400m	200m
Section Times	1:12.50 [6] (0:14.35)	0:58.15 [9] (0:11.99)	0:46.16 [10] (0:12.05)	0:34.11 [10] (0:11.35)	0:22.76 [10] (0:11.04)	0:11.72 [7] (0:11.72)
Average Speed [km/h]	50.4	60.4	60.4	63.9	65.3	61.4
Top Speed [km/h]	68.0	64.1	63.2	64.9	65.5	64.2
Avg. Dist. to Rail [m]	9.4	2.4	1.9	1.2	4.4	7.4
Avg. Stride Freq. [Hz]	2.4	2.4	2.4	2.4	2.5	2.4
Avg. Stride Length [m]	5.8	6.9	7.0	7.1	7.2	7.1



- [] Ranking at each section and finish
- .-.- No data available at this section
- NA No data available



Horse/Jockey Name	Yoshino
Final Rank	7
Fastest Section Time (Section)	0:11.31 (400m)
Top Speed [km/h] (Section)	64.2 (400m)
Race State	Finished



Sunshine Coast QLD Professional

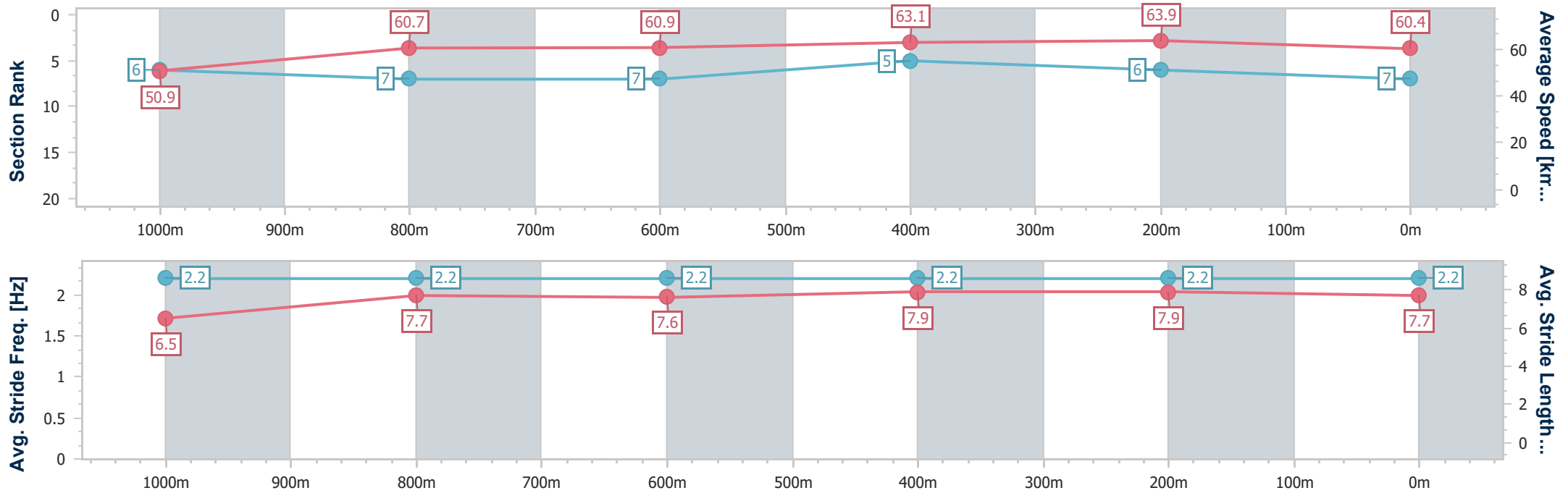
Race 9: THE i4. COASTLINE BMW Class 6 Plate - 1200m



25 January 2025 - 17:10

Track Rating: Good 4, Weather: Overcast, Rail Position: True

Section	Overall	1000m	800m	600m	400m	200m
Section Times	1:12.63 [7] (0:14.15)	0:58.48 [6] (0:11.91)	0:46.57 [7] (0:11.93)	0:34.64 [7] (0:11.42)	0:23.22 [5] (0:11.31)	0:11.91 [6] (0:11.91)
Average Speed [km/h]	50.9	60.7	60.9	63.1	63.9	60.4
Top Speed [km/h]	63.8	62.6	62.0	64.2	64.2	63.7
Avg. Dist. to Rail [m]	5.4	2.2	1.4	0.4	3.5	4.8
Avg. Stride Freq. [Hz]	2.2	2.2	2.2	2.2	2.2	2.2
Avg. Stride Length [m]	6.5	7.7	7.6	7.9	7.9	7.7



- [] Ranking at each section and finish
- .-.- No data available at this section
- NA No data available



Horse/Jockey Name	Standing Order
Final Rank	8
Fastest Section Time (Section)	0:11.29 (400m)
Top Speed [km/h] (Section)	65.2 (400m)
Race State	Finished



Sunshine Coast QLD Professional

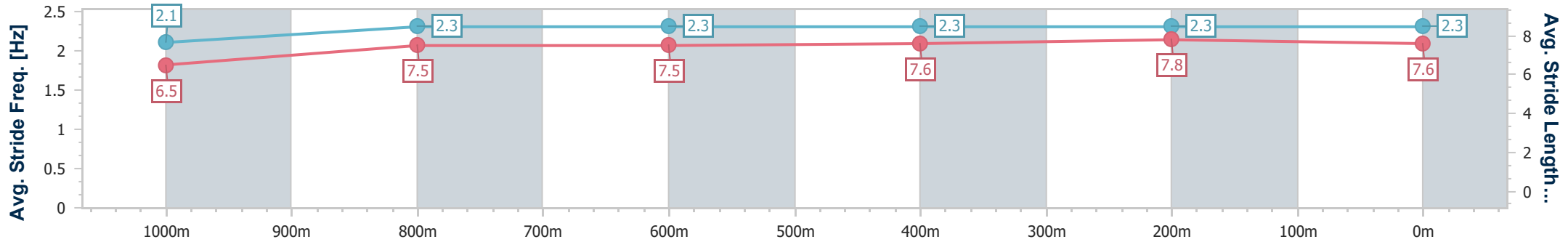
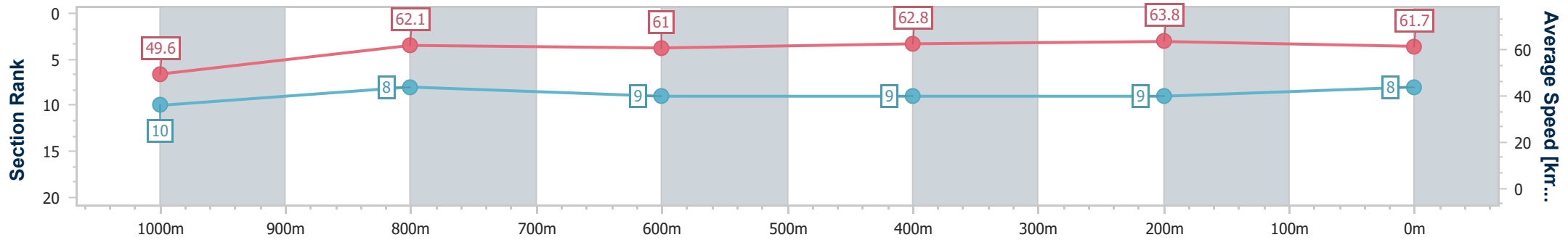
Race 9: THE i4. COASTLINE BMW Class 6 Plate - 1200m



25 January 2025 - 17:10

Track Rating: Good 4, Weather: Overcast, Rail Position: True

Section	Overall	1000m	800m	600m	400m	200m
Section Times	1:12.68 [8] (0:14.55)	0:58.13 [10] (0:11.69)	0:46.44 [8] (0:11.91)	0:34.53 [9] (0:11.57)	0:22.96 [9] (0:11.29)	0:11.67 [9] (0:11.67)
Average Speed [km/h]	49.6	62.1	61.0	62.8	63.8	61.7
Top Speed [km/h]	61.8	63.0	63.4	63.8	65.2	63.3
Avg. Dist. to Rail [m]	8.4	3.8	1.7	1.3	6.4	7.5
Avg. Stride Freq. [Hz]	2.1	2.3	2.3	2.3	2.3	2.3
Avg. Stride Length [m]	6.5	7.5	7.5	7.6	7.8	7.6



- [] Ranking at each section and finish
- .-.- No data available at this section
- NA No data available



Horse/Jockey Name	Ezekeil
Final Rank	9
Fastest Section Time (Section)	0:11.35 (400m)
Top Speed [km/h] (Section)	64.3 (400m)
Race State	Finished



Sunshine Coast QLD Professional

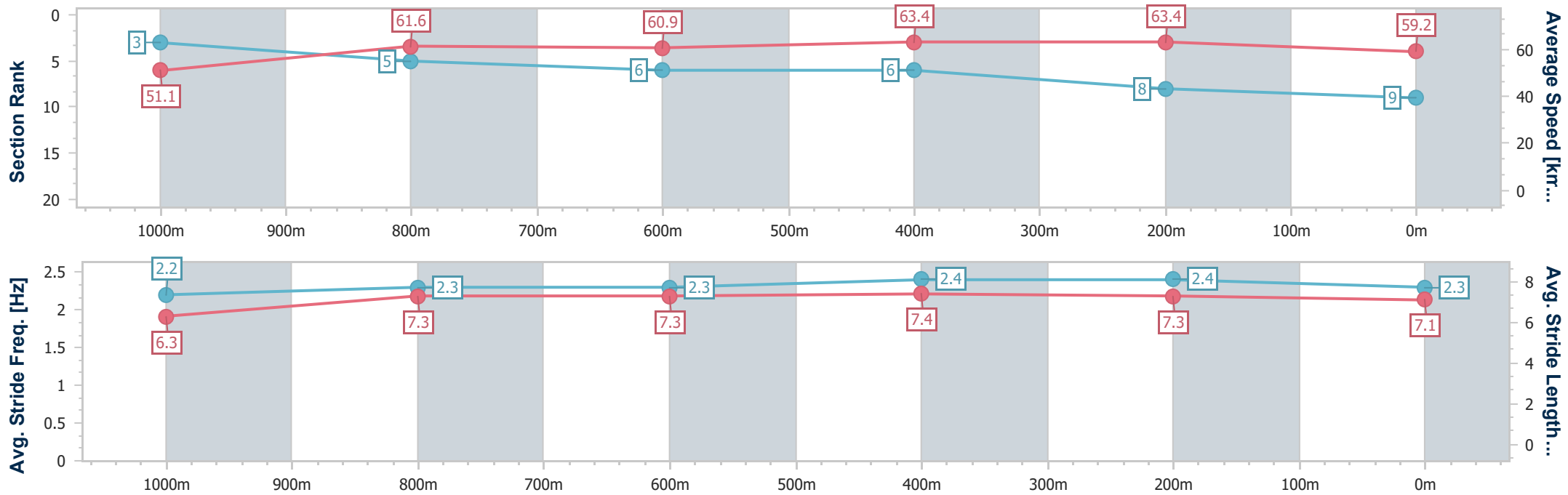
Race 9: THE i4. COASTLINE BMW Class 6 Plate - 1200m



25 January 2025 - 17:10

Track Rating: Good 4, Weather: Overcast, Rail Position: True

Section	Overall	1000m	800m	600m	400m	200m								
Section Times	1:13.02 [9] (0:14.02)	0:59.00 [3] (0:11.89)	0:47.11 [5] (0:12.03)	0:35.08 [6] (0:11.57)	0:23.51 [6] (0:11.35)	0:12.16 [8]								
Average Speed [km/h]	51.1	61.6	60.9	63.4	63.4	59.2								
Top Speed [km/h]	64.0	64.0	63.4	63.7	64.3	62.5								
Avg. Dist. to Rail [m]	7.3	4.7	3.6	2.7	6.1	7.6								
Avg. Stride Freq. [Hz]	2.2	2.3	2.3	2.4	2.4	2.3								
Avg. Stride Length [m]	6.3	7.3	7.3	7.4	7.3	7.1								



- [] Ranking at each section and finish
- .-.- No data available at this section
- NA No data available



Horse/Jockey Name	Step On Fire
Final Rank	10
Fastest Section Time (Section)	0:11.12 (400m)
Top Speed [km/h] (Section)	66.1 (400m)
Race State	Finished



Sunshine Coast QLD Professional

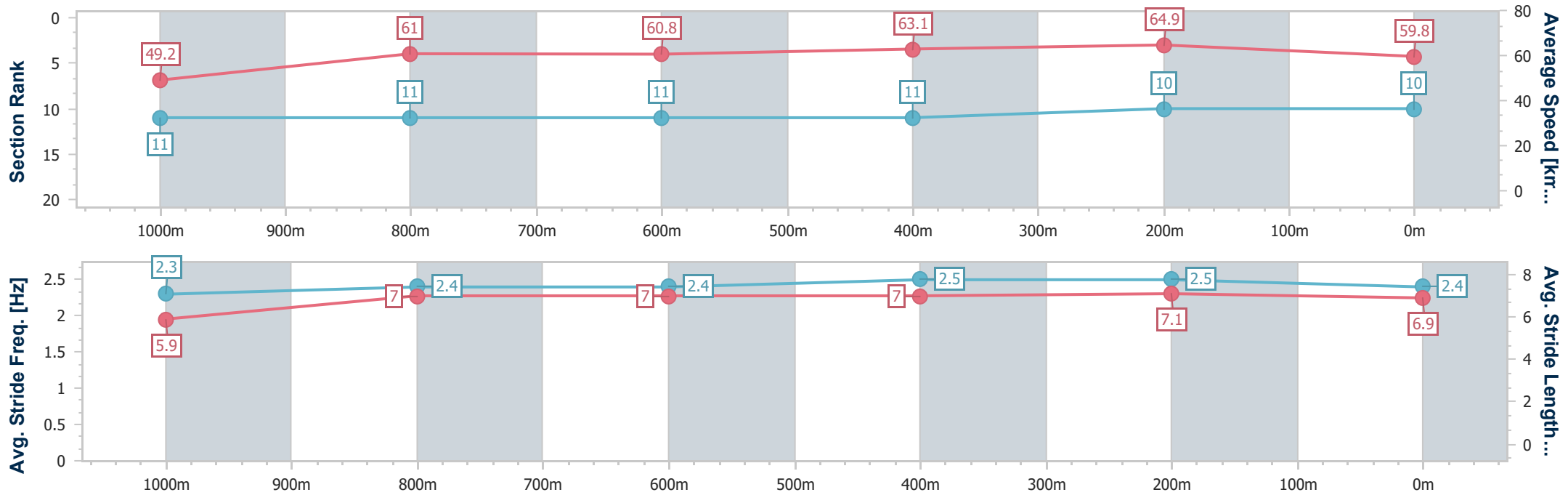
Race 9: THE i4. COASTLINE BMW Class 6 Plate - 1200m



25 January 2025 - 17:10

Track Rating: Good 4, Weather: Overcast, Rail Position: True

Section	Overall	1000m	800m	600m	400m	200m
Section Times	1:13.20 [10] (0:14.64)	0:58.56 [11] (0:11.87)	0:46.69 [11] (0:12.04)	0:34.65 [11] (0:11.50)	0:23.15 [11] (0:11.12)	0:12.03 [10] (0:12.03)
Average Speed [km/h]	49.2	61.0	60.8	63.1	64.9	59.8
Top Speed [km/h]	62.1	61.6	63.1	63.6	66.1	62.9
Avg. Dist. to Rail [m]	10.4	3.0	2.6	1.4	1.9	4.2
Avg. Stride Freq. [Hz]	2.3	2.4	2.4	2.5	2.5	2.4
Avg. Stride Length [m]	5.9	7.0	7.0	7.0	7.1	6.9



- [] Ranking at each section and finish
- .-.- No data available at this section
- NA No data available



Horse/Jockey Name	Deep Blast
Final Rank	11
Fastest Section Time (Section)	0:11.65 (1000m)
Top Speed [km/h] (Section)	63.9 (1000m)
Race State	Finished



Sunshine Coast QLD Professional

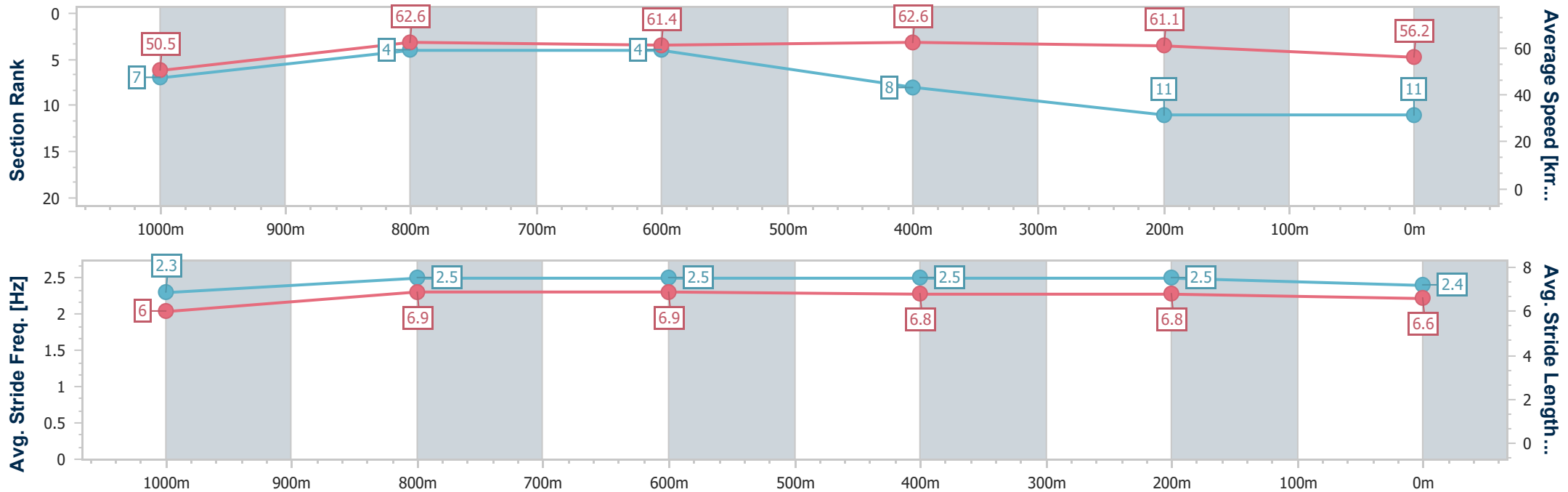
Race 9: THE i4. COASTLINE BMW Class 6 Plate - 1200m



25 January 2025 - 17:10

Track Rating: Good 4, Weather: Overcast, Rail Position: True

Section	Overall	1000m	800m	600m	400m	200m
Section Times	1:14.28 [11] (0:14.26)	1:00.02 [7] (0:11.65)	0:48.37 [4] (0:12.00)	0:36.37 [4] (0:11.77)	0:24.60 [8] (0:11.76)	0:12.84 [11] (0:12.84)
Average Speed [km/h]	50.5	62.6	61.4	62.6	61.1	56.2
Top Speed [km/h]	62.4	63.9	63.6	63.6	62.4	58.5
Avg. Dist. to Rail [m]	10.6	5.7	4.1	3.4	6.7	7.2
Avg. Stride Freq. [Hz]	2.3	2.5	2.5	2.5	2.5	2.4
Avg. Stride Length [m]	6.0	6.9	6.9	6.8	6.8	6.6



- [] Ranking at each section and finish
- .-.- No data available at this section
- NA No data available



Sunshine Coast QLD Professional

Race 10: THE M2. COASTLINE BMW BENCHMARK 78 Handicap - 1400m

25 January 2025 - 17:50



Track Rating: Good 4, Weather: Overcast, Rail Position: True

Section		Overall	1200m	1000m	800m	600m	400m	Last 600m					
Field Times		1:24.59 (0:13.56)	1:11.03 (0:10.94)	1:00.09 (0:11.69)	0:48.40 (0:12.32)	0:36.08 (0:12.18)	0:23.90 (0:11.81)	0:36.08					
Rank	TAB	Horse/Jockey	Barrier	Top Speed [km/h]	Fastest Section	Distance Travelled [m]							
1	9	RISING PACIFIC James Orman	13	66.8 1200m	0:11.14 1200m	1:24.59 [1] (0:14.41)	1:10.18 [11] (0:11.14)	0:59.04 [8] (0:11.78)	0:47.26 [8] (0:12.12)	0:35.14 [9] (0:12.07)	0:23.07 [8] (0:11.25)	0:35.14	
2	6	YET HE MOVES Ryan Maloney	19	65.1 400m	0:11.16 400m	1:24.63 [2] (0:14.70)	1:09.93 [13] (0:11.35)	0:58.58 [13] (0:11.86)	0:46.72 [12] (0:11.98)	0:34.74 [12] (0:11.81)	0:22.93 [12] (0:11.16)	0:34.74	+0
3	21	ONE BEAT NO BEAT Jake Bayliss	3	66.1 1200m	0:11.07 1200m	1:24.72 [3] (0:13.90)	1:10.82 [5] (0:11.07)	0:59.75 [5] (0:11.81)	0:47.94 [5] (0:12.26)	0:35.68 [5] (0:12.00)	0:23.68 [3] (0:11.54)	0:35.68	-3
4	14	GALIFIANAKIS Justin Huxtable	15	66.8 400m	0:11.14 400m	1:24.74 [4] (0:14.62)	1:10.12 [12] (0:11.24)	0:58.88 [11] (0:11.82)	0:47.06 [11] (0:12.03)	0:35.03 [10] (0:11.90)	0:23.13 [11] (0:11.14)	0:35.03	-2
5	19	RUNWITHTHETIDE Bailey Wheeler	17	66.2 1200m	0:11.18 1200m	1:24.76 [5] (0:13.77)	1:10.99 [4] (0:11.18)	0:59.81 [4] (0:11.76)	0:48.05 [4] (0:12.20)	0:35.85 [4] (0:12.15)	0:23.70 [4] (0:11.50)	0:35.85	+2
6	7	HOLLYWOOD NORTH Cody Collis	9	66.7 1200m	0:10.94 1200m	1:24.77 [6] (0:13.56)	1:11.21 [1] (0:10.94)	1:00.27 [1] (0:11.69)	0:48.58 [1] (0:12.32)	0:36.26 [1] (0:12.18)	0:24.08 [1] (0:11.81)	0:36.26	-3
7	2	NORTHERN PRIDE Nikita Beriman	16	65.6 1200m	0:11.22 1200m	1:24.78 [7] (0:14.04)	1:10.74 [7] (0:11.22)	0:59.52 [7] (0:11.78)	0:47.74 [6] (0:12.12)	0:35.62 [6] (0:12.12)	0:23.50 [5] (0:11.32)	0:35.62	+1
8	10	TOESONTHE NOSE Jag Guthmann-Chester	2	66.7 Overall	0:11.22 1200m	1:25.05 [8] (0:13.99)	1:11.06 [6] (0:11.22)	0:59.84 [6] (0:11.83)	0:48.01 [7] (0:12.25)	0:35.76 [7] (0:12.03)	0:23.73 [7] (0:11.42)	0:35.76	-2
9	17	ZHUANG SHI Kyle Wilson-Taylor	4	65.0 1200m	0:11.34 1200m	1:25.36 [9] (0:14.39)	1:10.97 [10] (0:11.34)	0:59.63 [10] (0:11.95)	0:47.68 [10] (0:12.05)	0:35.63 [11] (0:11.86)	0:23.77 [10] (0:11.41)	0:35.63	+2
10	15	WITHOUT THINKING Samantha Collett	6	63.9 1200m	0:11.39 1200m	1:25.46 [10] (0:14.20)	1:11.26 [8] (0:11.39)	0:59.87 [9] (0:11.77)	0:48.10 [9] (0:12.01)	0:36.09 [8] (0:12.17)	0:23.92 [9] (0:11.59)	0:36.09	+1

Scratched: Disney Castle (#16), Under The Cap (#3), Roll Up (#5), Kipling's Journey (#8), Liberty Steps (#20), Hyde (#1), Mickey's Medal (#18), Bews (#4), Billionair Baby (#12)

[] Ranking at each section and finish
 -:-:- No data available at this section
 NA No data available

SCN Saddle cloth number
 DNF Did not finish
 DNT Did not track



Sunshine Coast QLD Professional

Race 10: THE M2. COASTLINE BMW BENCHMARK 78 Handicap - 1400m

25 January 2025 - 17:50



Track Rating: Good 4, Weather: Overcast, Rail Position: True

Section		Overall	1200m	1000m	800m	600m	400m	Last 600m				
Field Times		1:24.59 (0:13.56)	1:11.03 (0:10.94)	1:00.09 (0:11.69)	0:48.40 (0:12.32)	0:36.08 (0:12.18)	0:23.90 (0:11.81)	0:36.08				
Rank	TAB Horse/Jockey	Barrier	Top Speed [km/h]	Fastest Section	Distance Travelled [m]							
11	13 DENIED Emily Lang	1	67.0	0:10.96	1:26.21 [11] (0:13.71)	1:12.50 [3] (0:10.96)	1:01.54 [2] (0:11.72)	0:49.82 [2] (0:12.36)	0:37.46 [3] (0:12.17)	0:25.29 [2] (0:11.98)	0:37.46	-2
12	22 NORTH CHANNEL Mark Du Plessis	8	64.2	0:11.57	1:26.34 [12] (0:14.36)	1:11.98 [9] (0:11.57)	1:00.41 [12] (0:12.00)	0:48.41 [13] (0:12.14)	0:36.27 [13] (0:11.94)	0:24.33 [13] (0:11.77)	0:36.27	+1
13	11 TRIFLING Angela Jones	7	66.9	0:11.02	1:28.39 [13] (0:13.68)	1:14.71 [2] (0:11.02)	1:03.69 [3] (0:11.70)	0:51.99 [3] (0:12.31)	0:39.68 [2] (0:12.60)	0:27.08 [6] (0:12.75)	0:39.68	+1

Scratched: Disney Castle (#16), Under The Cap (#3), Roll Up (#5), Kipling's Journey (#8), Liberty Steps (#20), Hyde (#1), Mickey's Medal (#18), Bews (#4), Billionair Baby (#12)

[] Ranking at each section and finish
 -:-:- No data available at this section
 NA No data available

SCN Saddle cloth number
 DNF Did not finish
 DNT Did not track



Sunshine Coast QLD Professional

Race 10: THE M2. COASTLINE BMW BENCHMARK 78 Handicap - 1400m

25 January 2025 - 17:50



Track Rating: Good 4, Weather: Overcast, Rail Position: True

Section				200m				Last 600m	
Field Times				0:12.09 (0:12.09)				0:36.08	
Rank	TAB	Horse/Jockey	Barrier	Top Speed [km/h]	Fastest Section	Margin			Distance Travelled [m]
1	9	RISING PACIFIC James Orman	13	66.8 1200m	0:11.14 1200m	0:11.82 [7] (0:11.82)	1:24.59		0:35.14
2	6	YET HE MOVES Ryan Maloney	19	65.1 400m	0:11.16 400m	0:11.77 [8] (0:11.77)	0.2L		0:34.74 +0
3	21	ONE BEAT NO BEAT Jake Bayliss	3	66.1 1200m	0:11.07 1200m	0:12.14 [3] (0:12.14)	0.6L		0:35.68 -3
4	14	GALIFIANAKIS Justin Huxtable	15	66.8 400m	0:11.14 400m	0:11.99 [6] (0:11.99)	0.7L		0:35.03 -2
5	19	RUNWITHTHETIDE Bailey Wheeler	17	66.2 1200m	0:11.18 1200m	0:12.20 [2] (0:12.20)	0.8L		0:35.85 +2
6	7	HOLLYWOOD NORTH Cody Collis	9	66.7 1200m	0:10.94 1200m	0:12.27 [1] (0:12.27)	0.9L		0:36.26 -3
7	2	NORTHERN PRIDE Nikita Beriman	16	65.6 1200m	0:11.22 1200m	0:12.18 [4] (0:12.18)	1L		0:35.62 +1
8	10	TOESONTHE NOSE Jag Guthmann-Chester	2	66.7 Overall	0:11.22 1200m	0:12.31 [5] (0:12.31)	2.5L		0:35.76 -2
9	17	ZHUANG SHI Kyle Wilson-Taylor	4	65.0 1200m	0:11.34 1200m	0:12.36 [10] (0:12.36)	4.3L		0:35.63 +2
10	15	WITHOUT THINKING Samantha Collett	6	63.9 1200m	0:11.39 1200m	0:12.33 [11] (0:12.33)	4.7L		0:36.09 +1

Scratched: Disney Castle (#16), Under The Cap (#3), Roll Up (#5), Kipling's Journey (#8), Liberty Steps (#20), Hyde (#1), Mickey's Medal (#18), Bews (#4), Billionair Baby (#12)

[] Ranking at each section and finish
 -:-:- No data available at this section
 NA No data available

SCN Saddle cloth number
 DNF Did not finish
 DNT Did not track



Sunshine Coast QLD Professional
Race 10: THE M2. COASTLINE BMW BENCHMARK 78 Handicap - 1400m
 25 January 2025 - 17:50



Track Rating: Good 4, Weather: Overcast, Rail Position: True

Section				200m				Last 600m	
Field Times				0:12.09 (0:12.09)				0:36.08	
Rank	TAB	Horse/Jockey	Barrier	Top Speed [km/h]	Fastest Section	Margin			Distance Travelled [m]
11	13	DENIED Emily Lang	1	67.0 Overall	0:10.96 1200m	0:13.31 [9] (0:13.31)	9L		0:37.46 -2
12	22	NORTH CHANNEL Mark Du Plessis	8	64.2 1200m	0:11.57 1200m	0:12.56 [12] (0:12.56)	9.5L		0:36.27 +1
13	11	TRIFLING Angela Jones	7	66.9 1200m	0:11.02 1200m	0:14.33 [13] (0:14.33)	21.5L		0:39.68 +1

Scratched: Disney Castle (#16), Under The Cap (#3), Roll Up (#5), Kipling's Journey (#8), Liberty Steps (#20), Hyde (#1), Mickey's Medal (#18), Bews (#4), Billionair Baby (#12)

[] Ranking at each section and finish
 -:-:-:- No data available at this section
 NA No data available

SCN Saddle cloth number
 DNF Did not finish
 DNT Did not track



Horse/Jockey Name	Rising Pacific
Final Rank	1
Fastest Section Time (Section)	0:11.14 (1200m)
Top Speed [km/h] (Section)	66.8 (1200m)
Race State	Finished



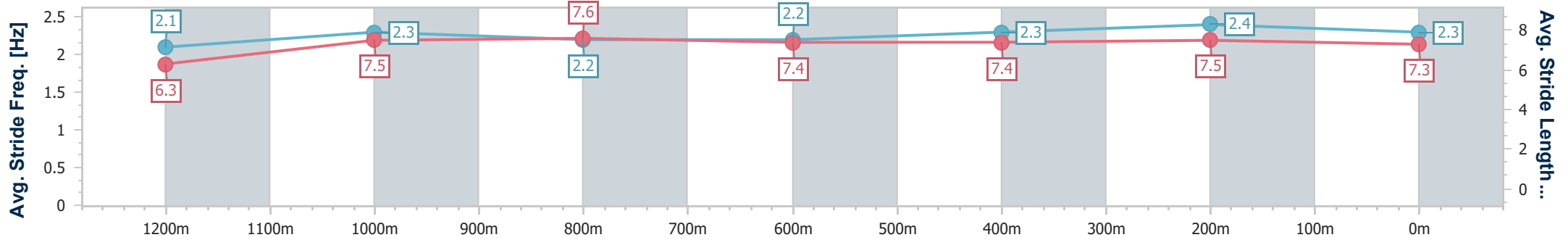
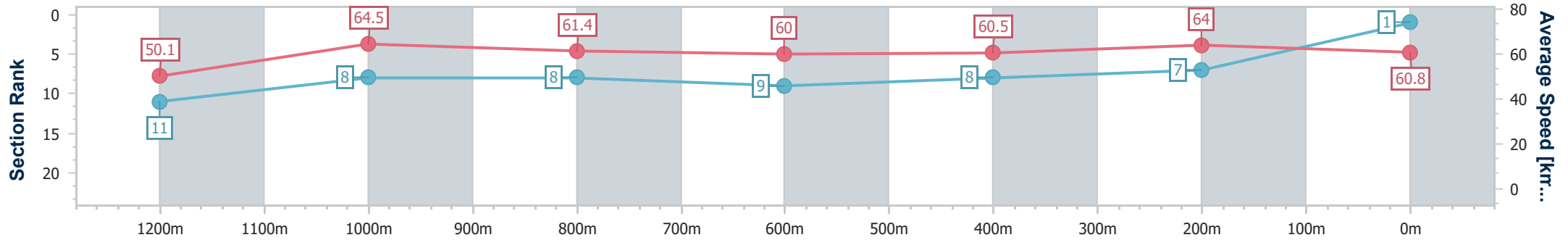
Sunshine Coast QLD Professional
 Race 10: THE M2. COASTLINE BMW BENCHMARK 78
 Handicap - 1400m



25 January 2025 - 17:50

Track Rating: Good 4, Weather: Overcast, Rail Position: True

Section	Overall	1200m	1000m	800m	600m	400m	200m
Section Times	1:24.59 [1] (0:14.41)	1:10.18 [11] (0:11.14)	0:59.04 [8] (0:11.78)	0:47.26 [8] (0:12.12)	0:35.14 [9] (0:12.07)	0:23.07 [8] (0:11.25)	0:11.82 [7] (0:11.82)
Average Speed [km/h]	50.1	64.5	61.4	60.0	60.5	64.0	60.8
Top Speed [km/h]	66.8	66.8	62.7	60.7	63.2	65.1	62.9
Avg. Dist. to Rail [m]	9.4	2.6	2.1	1.8	1.9	7.5	8.1
Avg. Stride Freq. [Hz]	2.1	2.3	2.2	2.2	2.3	2.4	2.3
Avg. Stride Length [m]	6.3	7.5	7.6	7.4	7.4	7.5	7.3



- [] Ranking at each section and finish
- .-.- No data available at this section
- NA No data available



Horse/Jockey Name	Yet He Moves
Final Rank	2
Fastest Section Time (Section)	0:11.16 (400m)
Top Speed [km/h] (Section)	65.1 (400m)
Race State	Finished



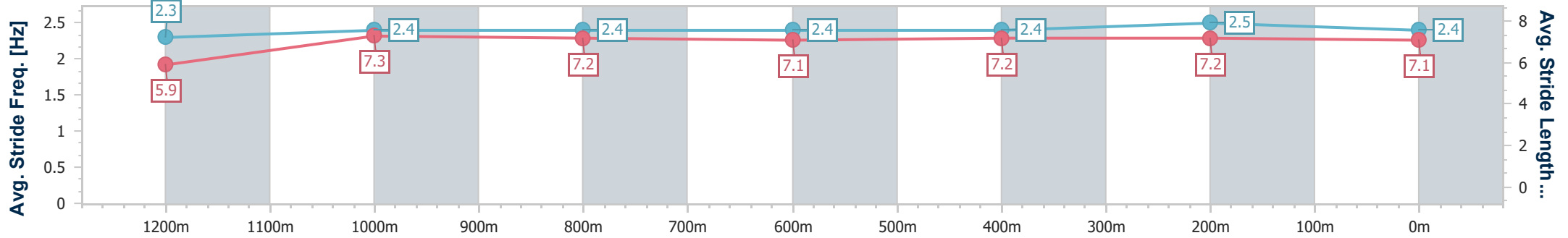
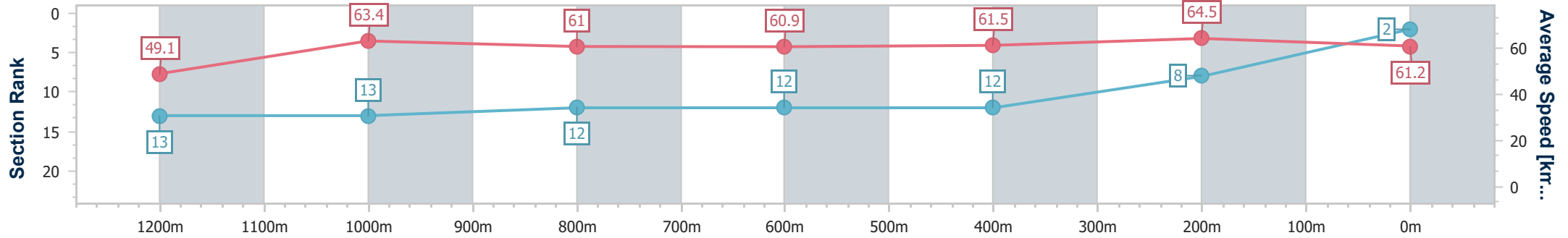
Sunshine Coast QLD Professional
 Race 10: THE M2. COASTLINE BMW BENCHMARK 78
 Handicap - 1400m



25 January 2025 - 17:50

Track Rating: Good 4, Weather: Overcast, Rail Position: True

Section	Overall	1200m	1000m	800m	600m	400m	200m
Section Times	1:24.63 [2] (0:14.70)	1:09.93 [13] (0:11.35)	0:58.58 [13] (0:11.86)	0:46.72 [12] (0:11.98)	0:34.74 [12] (0:11.81)	0:22.93 [12] (0:11.16)	0:11.77 [8]
Average Speed [km/h]	49.1	63.4	61.0	60.9	61.5	64.5	61.2
Top Speed [km/h]	61.1	65.0	62.2	61.4	63.7	65.1	64.6
Avg. Dist. to Rail [m]	14.0	4.0	2.6	1.7	1.9	5.7	5.8
Avg. Stride Freq. [Hz]	2.3	2.4	2.4	2.4	2.4	2.5	2.4
Avg. Stride Length [m]	5.9	7.3	7.2	7.1	7.2	7.2	7.1



- [] Ranking at each section and finish
- .-.- No data available at this section
- NA No data available



Horse/Jockey Name	One Beat No Beat
Final Rank	3
Fastest Section Time (Section)	0:11.07 (1200m)
Top Speed [km/h] (Section)	66.1 (1200m)
Race State	Finished



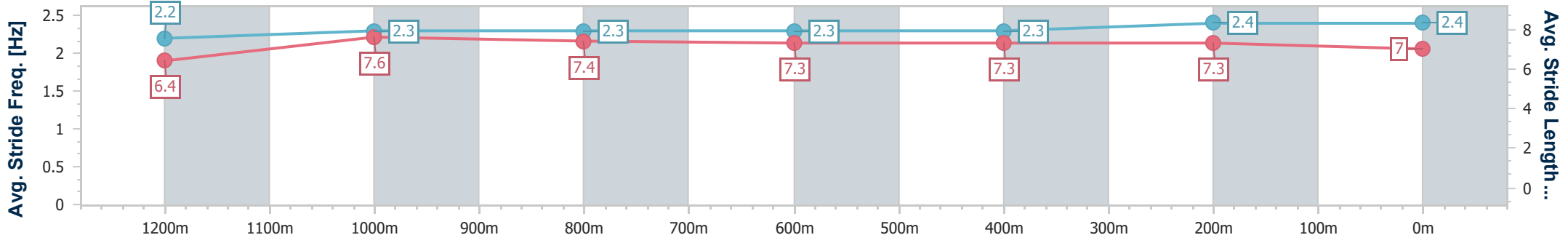
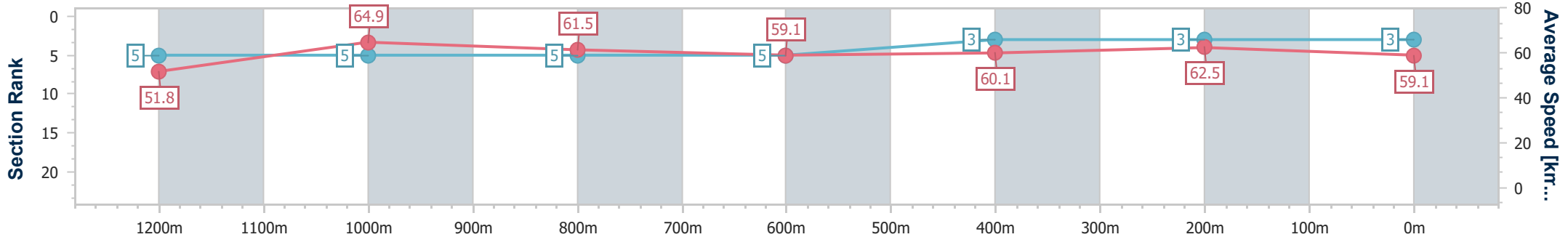
Sunshine Coast QLD Professional
 Race 10: THE M2. COASTLINE BMW BENCHMARK 78
 Handicap - 1400m



25 January 2025 - 17:50

Track Rating: Good 4, Weather: Overcast, Rail Position: True

Section	Overall	1200m	1000m	800m	600m	400m	200m
Section Times	1:24.72 [3] (0:13.90)	1:10.82 [5] (0:11.07)	0:59.75 [5] (0:11.81)	0:47.94 [5] (0:12.26)	0:35.68 [5] (0:12.00)	0:23.68 [3] (0:11.54)	0:12.14 [3] (0:12.14)
Average Speed [km/h]	51.8	64.9	61.5	59.1	60.1	62.5	59.1
Top Speed [km/h]	65.7	66.1	62.9	60.2	61.6	63.5	61.7
Avg. Dist. to Rail [m]	7.6	4.0	2.3	1.3	0.4	2.1	1.9
Avg. Stride Freq. [Hz]	2.2	2.3	2.3	2.3	2.3	2.4	2.4
Avg. Stride Length [m]	6.4	7.6	7.4	7.3	7.3	7.3	7.0



- [] Ranking at each section and finish
- .-.- No data available at this section
- NA No data available



Horse/Jockey Name	Galifianakis
Final Rank	4
Fastest Section Time (Section)	0:11.14 (400m)
Top Speed [km/h] (Section)	66.8 (400m)
Race State	Finished



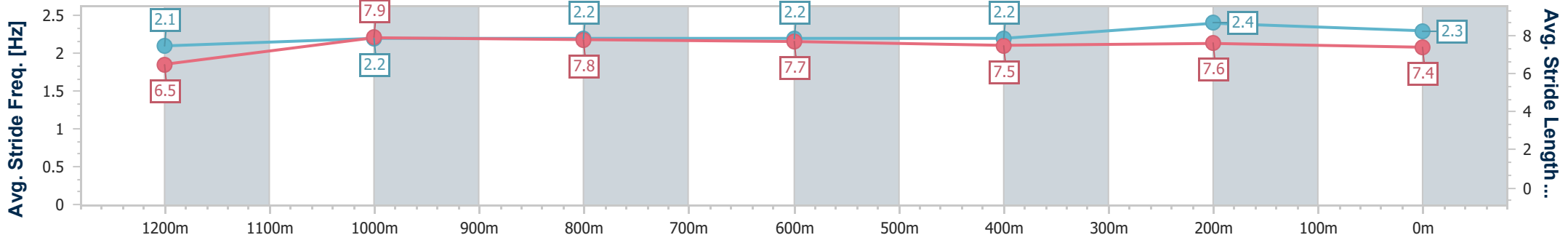
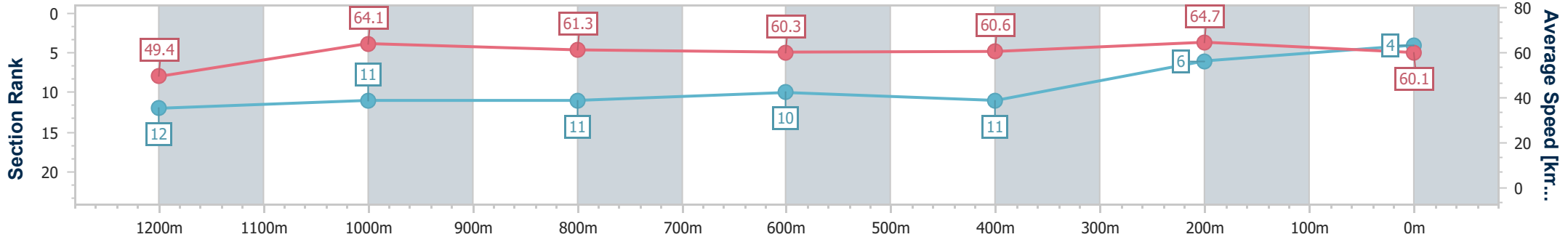
Sunshine Coast QLD Professional
 Race 10: THE M2. COASTLINE BMW BENCHMARK 78
 Handicap - 1400m



25 January 2025 - 17:50

Track Rating: Good 4, Weather: Overcast, Rail Position: True

Section	Overall	1200m	1000m	800m	600m	400m	200m
Section Times	1:24.74 [4] (0:14.62)	1:10.12 [12] (0:11.24)	0:58.88 [11] (0:11.82)	0:47.06 [11] (0:12.03)	0:35.03 [10] (0:11.90)	0:23.13 [11] (0:11.14)	0:11.99 [6] (0:11.99)
Average Speed [km/h]	49.4	64.1	61.3	60.3	60.6	64.7	60.1
Top Speed [km/h]	64.5	65.5	62.4	61.1	62.7	66.8	62.9
Avg. Dist. to Rail [m]	11.7	3.7	2.4	1.7	0.5	2.5	2.1
Avg. Stride Freq. [Hz]	2.1	2.2	2.2	2.2	2.2	2.4	2.3
Avg. Stride Length [m]	6.5	7.9	7.8	7.7	7.5	7.6	7.4



- [] Ranking at each section and finish
- .-.- No data available at this section
- NA No data available



Horse/Jockey Name	Runwiththetide
Final Rank	5
Fastest Section Time (Section)	0:11.18 (1200m)
Top Speed [km/h] (Section)	66.2 (1200m)
Race State	Finished



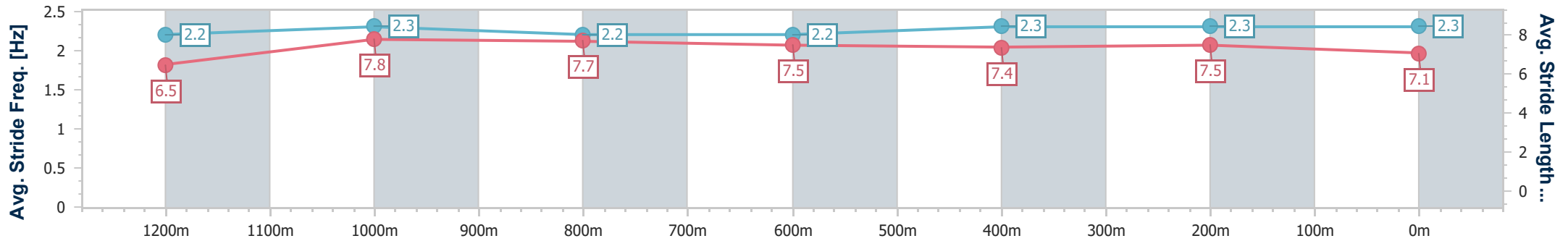
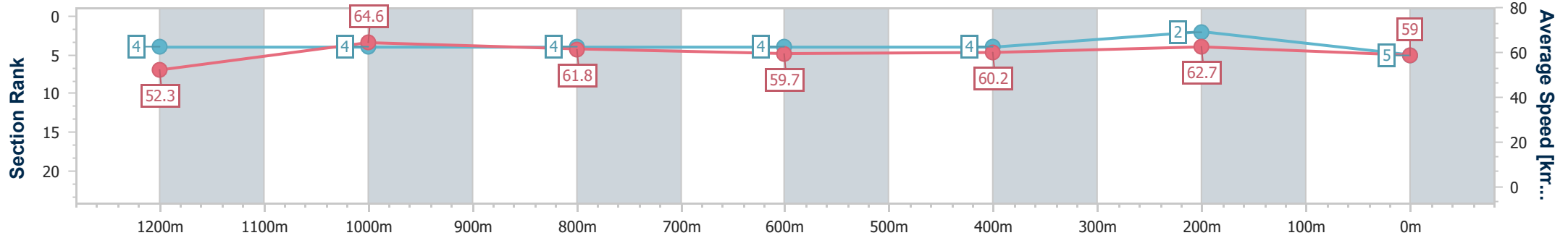
Sunshine Coast QLD Professional
 Race 10: THE M2. COASTLINE BMW BENCHMARK 78
 Handicap - 1400m



25 January 2025 - 17:50

Track Rating: Good 4, Weather: Overcast, Rail Position: True

Section	Overall	1200m	1000m	800m	600m	400m	200m
Section Times	1:24.76 [5] (0:13.77)	1:10.99 [4] (0:11.18)	0:59.81 [4] (0:11.76)	0:48.05 [4] (0:12.20)	0:35.85 [4] (0:12.15)	0:23.70 [4] (0:11.50)	0:12.20 [2] (0:12.20)
Average Speed [km/h]	52.3	64.6	61.8	59.7	60.2	62.7	59.0
Top Speed [km/h]	66.1	66.2	62.9	60.8	62.6	63.6	61.7
Avg. Dist. to Rail [m]	15.4	5.7	3.0	2.3	2.7	6.4	5.5
Avg. Stride Freq. [Hz]	2.2	2.3	2.2	2.2	2.3	2.3	2.3
Avg. Stride Length [m]	6.5	7.8	7.7	7.5	7.4	7.5	7.1



- [] Ranking at each section and finish
- .-.- No data available at this section
- NA No data available



Horse/Jockey Name	Hollywood North
Final Rank	6
Fastest Section Time (Section)	0:10.94 (1200m)
Top Speed [km/h] (Section)	66.7 (1200m)
Race State	Finished



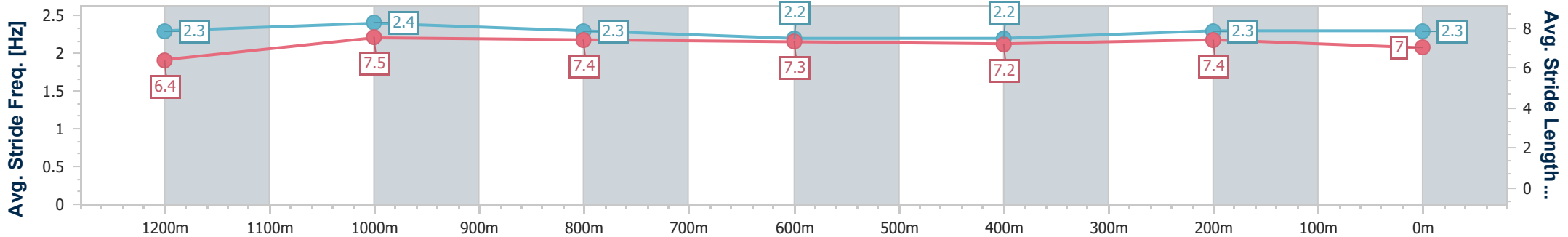
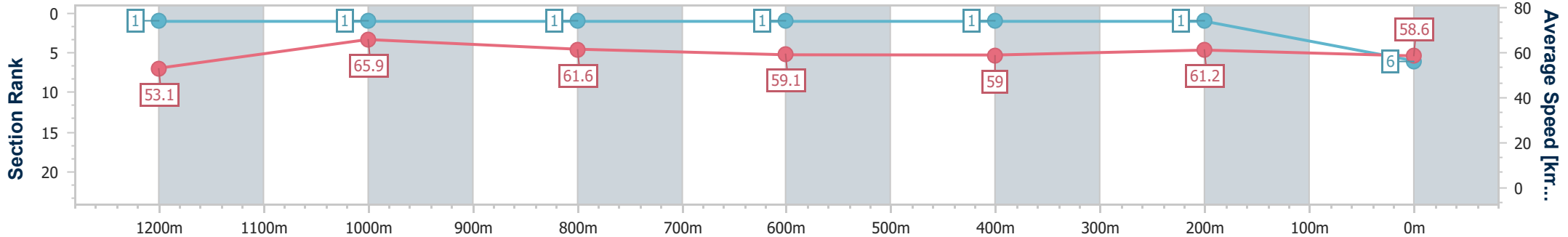
Sunshine Coast QLD Professional
 Race 10: THE M2. COASTLINE BMW BENCHMARK 78
 Handicap - 1400m



25 January 2025 - 17:50

Track Rating: Good 4, Weather: Overcast, Rail Position: True

Section	Overall	1200m	1000m	800m	600m	400m	200m
Section Times	1:24.77 [6] (0:13.56)	1:11.21 [1] (0:10.94)	1:00.27 [1] (0:11.69)	0:48.58 [1] (0:12.32)	0:36.26 [1] (0:12.18)	0:24.08 [1] (0:11.81)	0:12.27 [1] (0:12.27)
Average Speed [km/h]	53.1	65.9	61.6	59.1	59.0	61.2	58.6
Top Speed [km/h]	65.9	66.7	64.4	59.6	60.3	61.7	60.6
Avg. Dist. to Rail [m]	12.7	6.7	3.1	1.3	0.4	3.2	2.9
Avg. Stride Freq. [Hz]	2.3	2.4	2.3	2.2	2.2	2.3	2.3
Avg. Stride Length [m]	6.4	7.5	7.4	7.3	7.2	7.4	7.0



- [] Ranking at each section and finish
- .-.- No data available at this section
- NA No data available



Horse/Jockey Name	Northern Pride
Final Rank	7
Fastest Section Time (Section)	0:11.22 (1200m)
Top Speed [km/h] (Section)	65.6 (1200m)
Race State	Finished



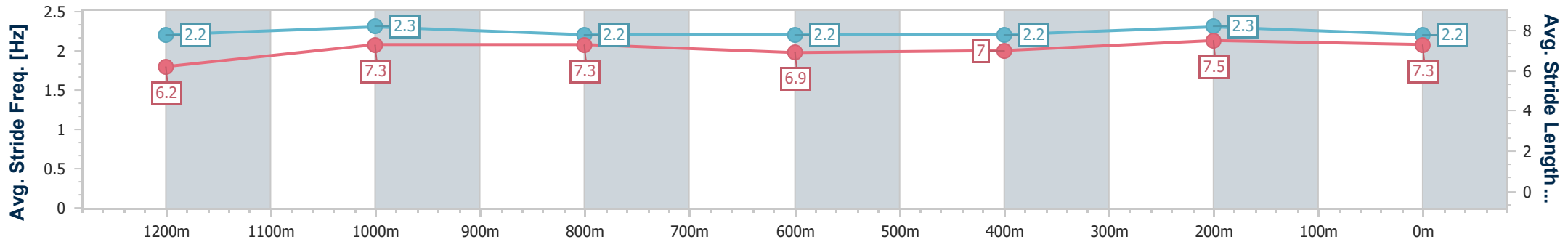
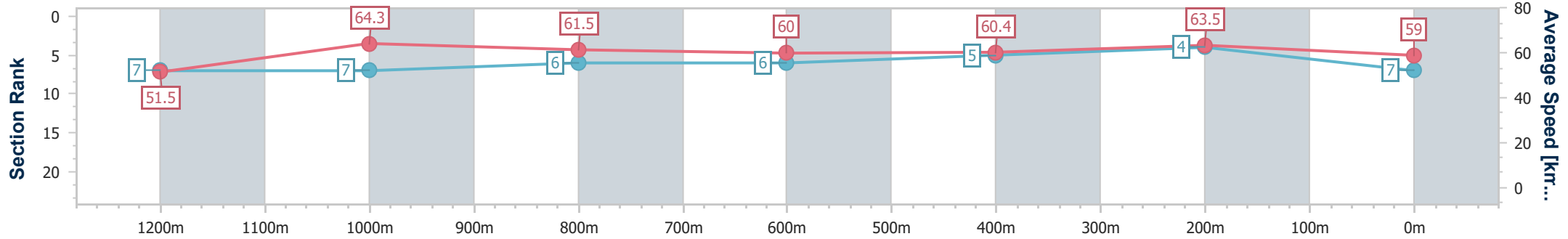
Sunshine Coast QLD Professional
 Race 10: THE M2. COASTLINE BMW BENCHMARK 78
 Handicap - 1400m



25 January 2025 - 17:50

Track Rating: Good 4, Weather: Overcast, Rail Position: True

Section	Overall	1200m	1000m	800m	600m	400m	200m
Section Times	1:24.78 [7] (0:14.04)	1:10.74 [7] (0:11.22)	0:59.52 [7] (0:11.78)	0:47.74 [6] (0:12.12)	0:35.62 [6] (0:12.12)	0:23.50 [5] (0:11.32)	0:12.18 [4] (0:12.18)
Average Speed [km/h]	51.5	64.3	61.5	60.0	60.4	63.5	59.0
Top Speed [km/h]	65.5	65.6	63.8	61.2	63.2	64.3	62.2
Avg. Dist. to Rail [m]	13.3	4.6	3.1	2.3	2.0	6.1	6.3
Avg. Stride Freq. [Hz]	2.2	2.3	2.2	2.2	2.2	2.3	2.2
Avg. Stride Length [m]	6.2	7.3	7.3	6.9	7.0	7.5	7.3



- [] Ranking at each section and finish
- .-.- No data available at this section
- NA No data available



Horse/Jockey Name	Toesonthenose
Final Rank	8
Fastest Section Time (Section)	0:11.22 (1200m)
Top Speed [km/h] (Section)	66.7 (Overall)
Race State	Finished



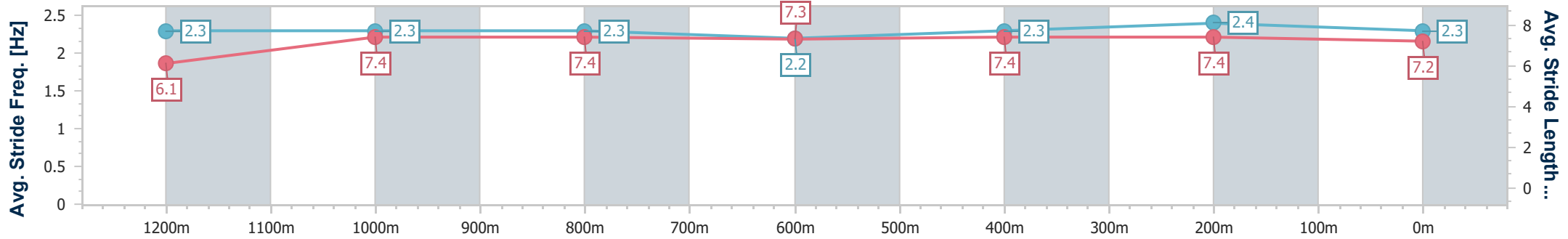
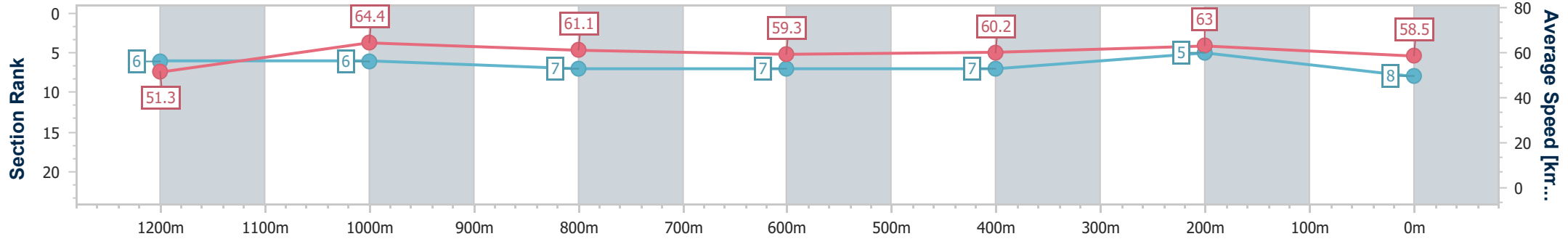
Sunshine Coast QLD Professional
 Race 10: THE M2. COASTLINE BMW BENCHMARK 78
 Handicap - 1400m



25 January 2025 - 17:50

Track Rating: Good 4, Weather: Overcast, Rail Position: True

Section	Overall	1200m	1000m	800m	600m	400m	200m
Section Times	1:25.05 [8] (0:13.99)	1:11.06 [6] (0:11.22)	0:59.84 [6] (0:11.83)	0:48.01 [7] (0:12.25)	0:35.76 [7] (0:12.03)	0:23.73 [7] (0:11.42)	0:12.31 [5] (0:12.31)
Average Speed [km/h]	51.3	64.4	61.1	59.3	60.2	63.0	58.5
Top Speed [km/h]	66.7	66.6	62.8	60.2	61.9	64.2	61.5
Avg. Dist. to Rail [m]	6.2	3.1	2.2	1.5	0.7	3.7	4.7
Avg. Stride Freq. [Hz]	2.3	2.3	2.3	2.2	2.3	2.4	2.3
Avg. Stride Length [m]	6.1	7.4	7.4	7.3	7.4	7.4	7.2



- [] Ranking at each section and finish
- .-.- No data available at this section
- NA No data available



Horse/Jockey Name	Zhuang Shi
Final Rank	9
Fastest Section Time (Section)	0:11.34 (1200m)
Top Speed [km/h] (Section)	65.0 (1200m)
Race State	Finished



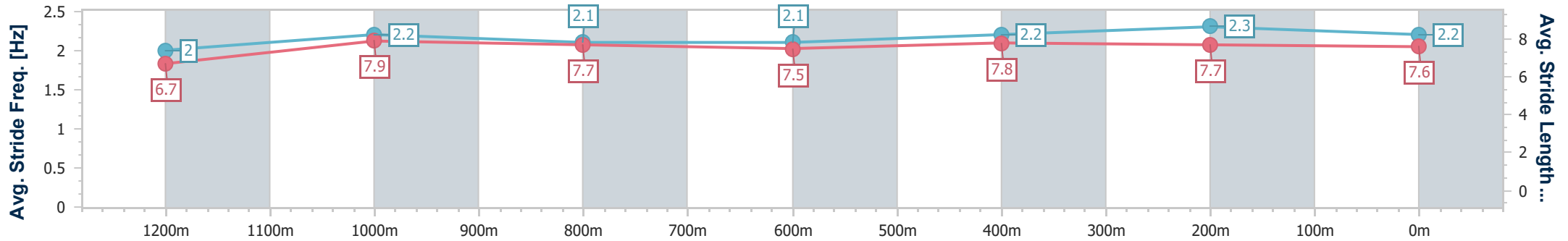
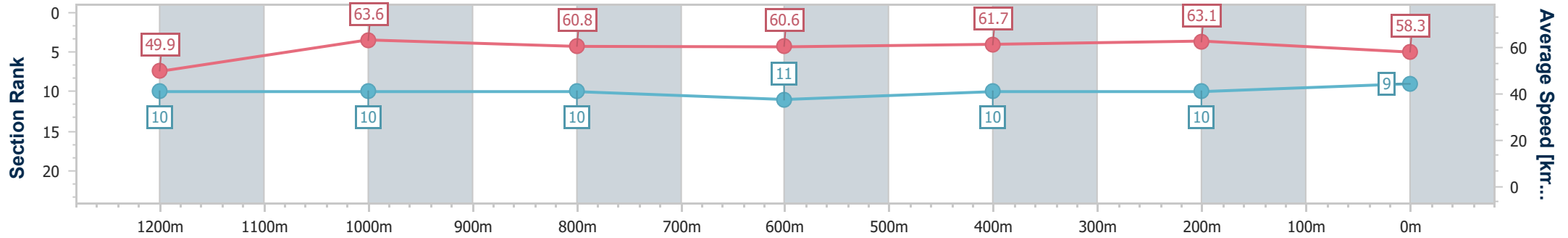
Sunshine Coast QLD Professional
 Race 10: THE M2. COASTLINE BMW BENCHMARK 78
 Handicap - 1400m



25 January 2025 - 17:50

Track Rating: Good 4, Weather: Overcast, Rail Position: True

Section	Overall	1200m	1000m	800m	600m	400m	200m
Section Times	1:25.36 [9] (0:14.39)	1:10.97 [10] (0:11.34)	0:59.63 [10] (0:11.95)	0:47.68 [10] (0:12.05)	0:35.63 [11] (0:11.86)	0:23.77 [10] (0:11.41)	0:12.36 [10] (0:12.36)
Average Speed [km/h]	49.9	63.6	60.8	60.6	61.7	63.1	58.3
Top Speed [km/h]	64.5	65.0	61.7	62.1	63.2	64.0	61.8
Avg. Dist. to Rail [m]	8.1	4.6	3.5	2.6	3.2	8.3	8.4
Avg. Stride Freq. [Hz]	2.0	2.2	2.1	2.1	2.2	2.3	2.2
Avg. Stride Length [m]	6.7	7.9	7.7	7.5	7.8	7.7	7.6



- [] Ranking at each section and finish
- .-.- No data available at this section
- NA No data available



Horse/Jockey Name	Without Thinking
Final Rank	10
Fastest Section Time (Section)	0:11.39 (1200m)
Top Speed [km/h] (Section)	63.9 (1200m)
Race State	Finished



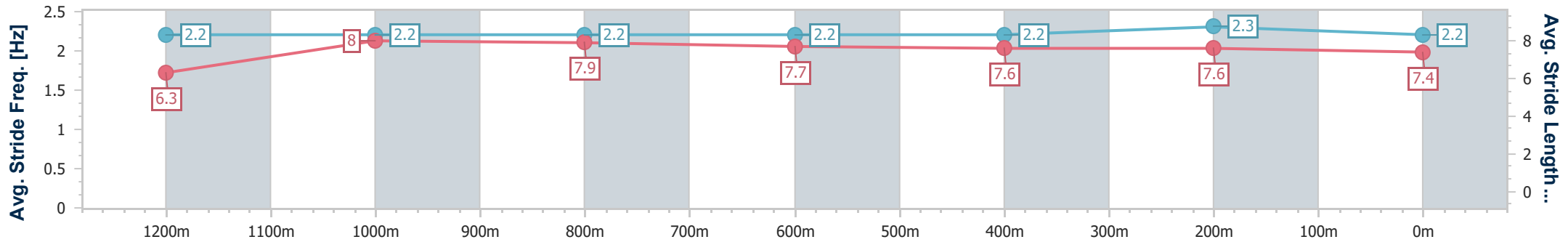
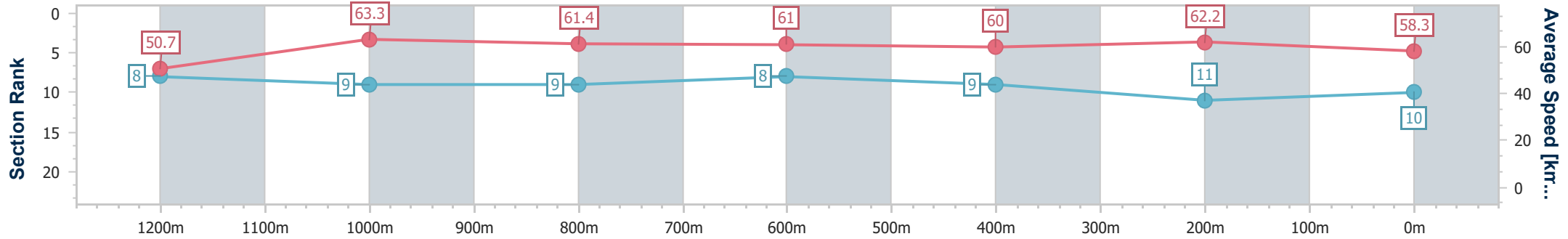
Sunshine Coast QLD Professional
 Race 10: THE M2. COASTLINE BMW BENCHMARK 78
 Handicap - 1400m



25 January 2025 - 17:50

Track Rating: Good 4, Weather: Overcast, Rail Position: True

Section	Overall	1200m	1000m	800m	600m	400m	200m
Section Times	1:25.46 [10] (0:14.20)	1:11.26 [8] (0:11.39)	0:59.87 [9] (0:11.77)	0:48.10 [9] (0:12.01)	0:36.09 [8] (0:12.17)	0:23.92 [9] (0:11.59)	0:12.33 [11] (0:12.33)
Average Speed [km/h]	50.7	63.3	61.4	61.0	60.0	62.2	58.3
Top Speed [km/h]	63.5	63.9	62.8	61.2	61.3	62.7	61.1
Avg. Dist. to Rail [m]	9.2	3.8	3.0	2.3	2.6	6.7	6.1
Avg. Stride Freq. [Hz]	2.2	2.2	2.2	2.2	2.2	2.3	2.2
Avg. Stride Length [m]	6.3	8.0	7.9	7.7	7.6	7.6	7.4



- [] Ranking at each section and finish
- .-.- No data available at this section
- NA No data available



Horse/Jockey Name	Denied
Final Rank	11
Fastest Section Time (Section)	0:10.96 (1200m)
Top Speed [km/h] (Section)	67.0 (Overall)
Race State	Finished



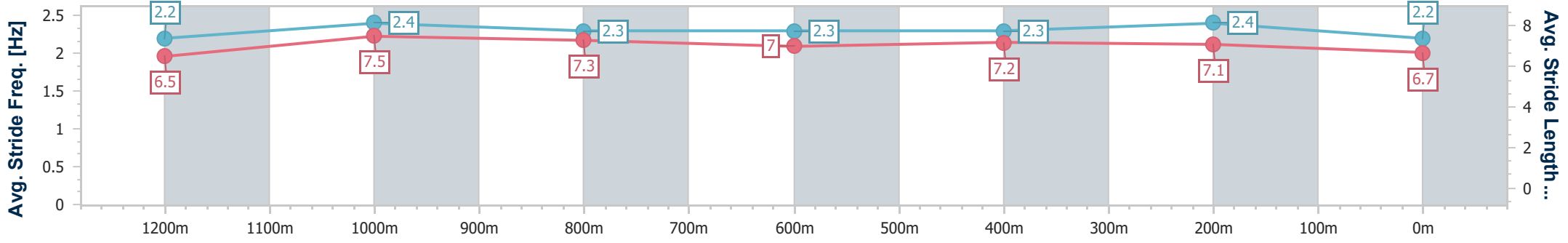
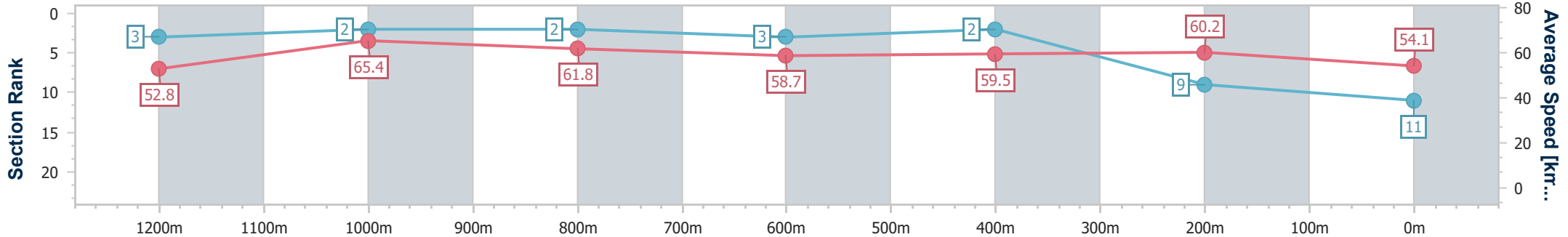
Sunshine Coast QLD Professional
 Race 10: THE M2. COASTLINE BMW BENCHMARK 78
 Handicap - 1400m



25 January 2025 - 17:50

Track Rating: Good 4, Weather: Overcast, Rail Position: True

Section	Overall	1200m	1000m	800m	600m	400m	200m
Section Times	1:26.21 [11] (0:13.71)	1:12.50 [3] (0:10.96)	1:01.54 [2] (0:11.72)	0:49.82 [2] (0:12.36)	0:37.46 [3] (0:12.17)	0:25.29 [2] (0:11.98)	0:13.31 [9]
Average Speed [km/h]	52.8	65.4	61.8	58.7	59.5	60.2	54.1
Top Speed [km/h]	67.0	67.0	64.0	59.8	60.6	61.2	57.7
Avg. Dist. to Rail [m]	5.7	3.2	2.3	1.4	1.0	4.3	4.4
Avg. Stride Freq. [Hz]	2.2	2.4	2.3	2.3	2.3	2.4	2.2
Avg. Stride Length [m]	6.5	7.5	7.3	7.0	7.2	7.1	6.7



- [] Ranking at each section and finish
- .-.- No data available at this section
- NA No data available



Horse/Jockey Name	North Channel
Final Rank	12
Fastest Section Time (Section)	0:11.57 (1200m)
Top Speed [km/h] (Section)	64.2 (1200m)
Race State	Finished



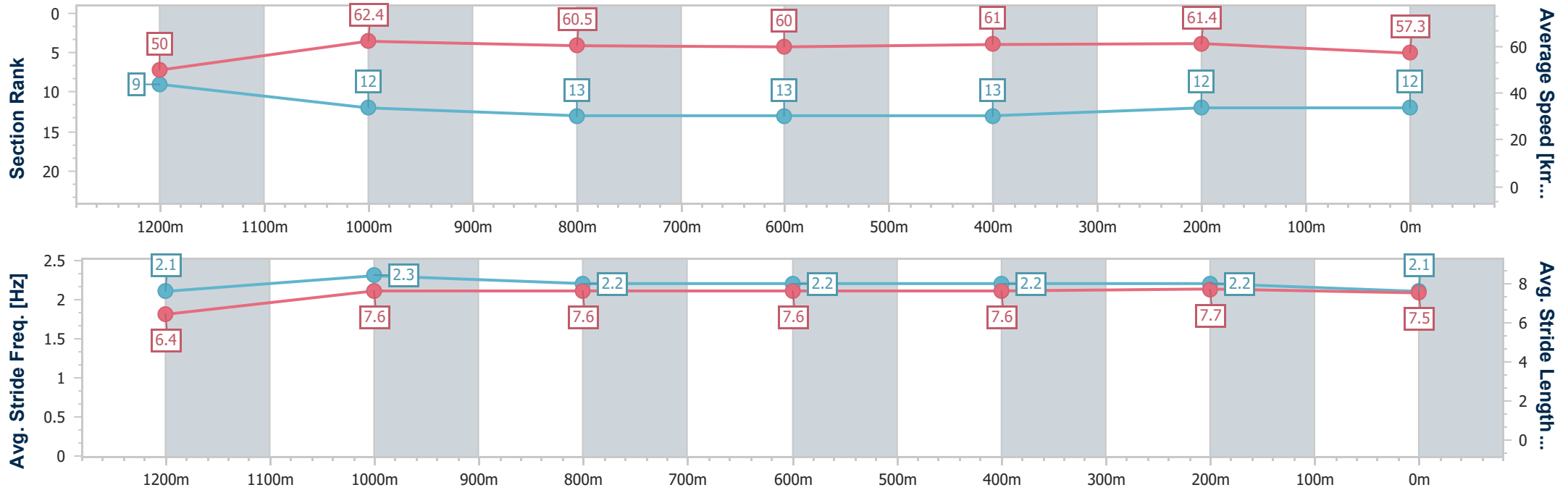
Sunshine Coast QLD Professional
 Race 10: THE M2. COASTLINE BMW BENCHMARK 78
 Handicap - 1400m



25 January 2025 - 17:50

Track Rating: Good 4, Weather: Overcast, Rail Position: True

Section	Overall	1200m	1000m	800m	600m	400m	200m
Section Times	1:26.34 [12] (0:14.36)	1:11.98 [9] (0:11.57)	1:00.41 [12] (0:12.00)	0:48.41 [13] (0:12.14)	0:36.27 [13] (0:11.94)	0:24.33 [13] (0:11.77)	0:12.56 [12] (0:12.56)
Average Speed [km/h]	50.0	62.4	60.5	60.0	61.0	61.4	57.3
Top Speed [km/h]	62.8	64.2	61.3	60.8	62.3	62.6	59.8
Avg. Dist. to Rail [m]	10.7	5.5	3.6	2.5	2.1	3.1	4.7
Avg. Stride Freq. [Hz]	2.1	2.3	2.2	2.2	2.2	2.2	2.1
Avg. Stride Length [m]	6.4	7.6	7.6	7.6	7.6	7.7	7.5



- [] Ranking at each section and finish
- .-.- No data available at this section
- NA No data available



Horse/Jockey Name	Trifling
Final Rank	13
Fastest Section Time (Section)	0:11.02 (1200m)
Top Speed [km/h] (Section)	66.9 (1200m)
Race State	Finished



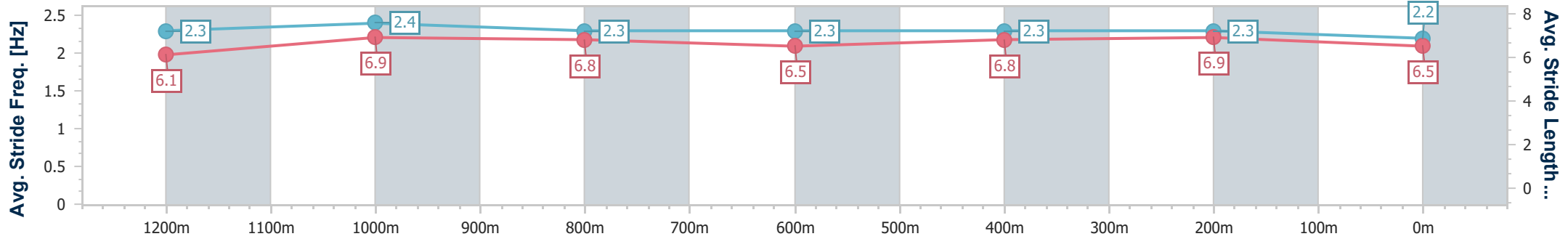
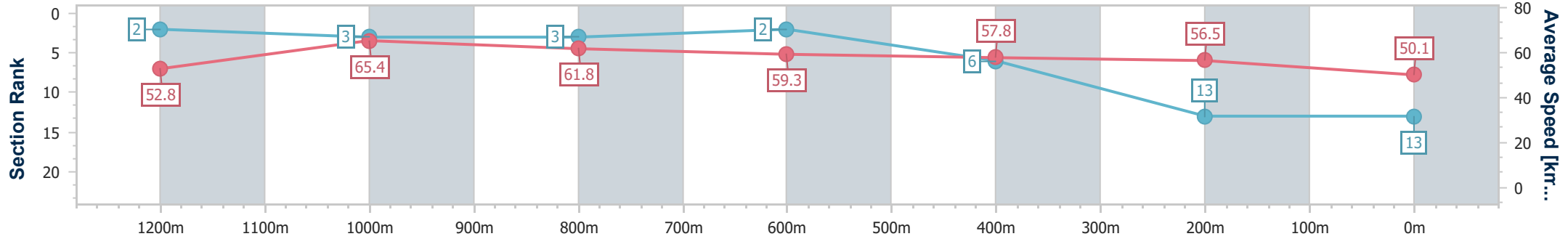
Sunshine Coast QLD Professional
 Race 10: THE M2. COASTLINE BMW BENCHMARK 78
 Handicap - 1400m



25 January 2025 - 17:50

Track Rating: Good 4, Weather: Overcast, Rail Position: True

Section	Overall	1200m	1000m	800m	600m	400m	200m
Section Times	1:28.39 [13] (0:13.68)	1:14.71 [2] (0:11.02)	1:03.69 [3] (0:11.70)	0:51.99 [3] (0:12.31)	0:39.68 [2] (0:12.60)	0:27.08 [6] (0:12.75)	0:14.33 [13] (0:14.33)
Average Speed [km/h]	52.8	65.4	61.8	59.3	57.8	56.5	50.1
Top Speed [km/h]	66.9	66.9	63.3	60.5	58.7	57.5	54.1
Avg. Dist. to Rail [m]	9.9	3.9	2.8	2.3	1.5	3.7	3.5
Avg. Stride Freq. [Hz]	2.3	2.4	2.3	2.3	2.3	2.3	2.2
Avg. Stride Length [m]	6.1	6.9	6.8	6.5	6.8	6.9	6.5



- [] Ranking at each section and finish
- .-.- No data available at this section
- NA No data available