

Track Rating: Soft 5, Weather: Fine, Rail Position: +9.5m Entire

Section		Overall	2000m	1800m	1600m	1400m	1200m	1000m	Last 600m				
Field Times		2:16.96 (0:15.41)	2:01.55 (0:11.60)	1:49.95 (0:12.17)	1:37.78 (0:12.71)	1:25.07 (0:12.72)	1:12.35 (0:12.56)	0:59.79 (0:12.62)	0:34.90				
Rank	TAB Horse/Jockey	Barrier	Top Speed [km/h]	Fastest Section									Distance Travelled [m]
1	2 SCARLET PRINCE Boris Thornton	4	63.4 400m	0:11.52 600m	2:16.96 [1] (0:15.77)	2:01.19 [3] (0:11.63)	1:49.56 [3] (0:12.20)	1:37.36 [4] (0:12.78)	1:24.58 [4] (0:12.73)	1:11.85 [4] (0:12.56)	0:59.29 [4] (0:12.51)	0:34.68	
2	3 LIKEABEEL Robbie Dolan	3	64.1 2000m	0:11.43 400m	2:17.12 [2] (0:16.15)	2:00.97 [5] (0:11.61)	1:49.36 [5] (0:12.11)	1:37.25 [5] (0:12.79)	1:24.46 [5] (0:12.70)	1:11.76 [5] (0:12.48)	0:59.28 [5] (0:12.50)	0:34.72	+0
3	5 PLEADEEL Tahlia Fenlon	1	62.7 2000m	0:11.65 2000m	2:17.53 [3] (0:15.85)	2:01.68 [4] (0:11.65)	1:50.03 [4] (0:12.07)	1:37.96 [3] (0:12.74)	1:25.22 [3] (0:12.67)	1:12.55 [3] (0:12.53)	1:00.02 [3] (0:12.58)	0:35.20	-5
4	6 ALECIA Angela Jones	5	62.8 2000m	0:11.59 600m	2:17.89 [4] (0:15.41)	2:02.48 [1] (0:11.60)	1:50.88 [1] (0:12.29)	1:38.59 [2] (0:12.75)	1:25.84 [2] (0:12.71)	1:13.13 [2] (0:12.59)	1:00.54 [2] (0:12.57)	0:35.76	-1
5	4 KAIROS LOUIE Bailey Wheeler	2	62.7 2000m	0:11.60 2000m	2:20.33 [5] (0:15.49)	2:04.84 [2] (0:11.60)	1:53.24 [2] (0:12.09)	1:41.15 [1] (0:12.71)	1:28.44 [1] (0:12.72)	1:15.72 [1] (0:12.56)	1:03.16 [1] (0:12.62)	0:38.27	-7

Scratched: Lucky Exchange (#1)



# Ipswich QLD Professional

## Race 1: SCHWEPPE'S BENCHMARK 68 Handicap - 2170m

19 February 2025 - 14:13



Track Rating: Soft 5, Weather: Fine, Rail Position: +9.5m Entire

Section				800m	600m	400m	200m	Last 600m				
Field Times				0:47.17 (0:12.27)	0:34.90 (0:11.66)	0:23.24 (0:11.66)	0:11.58 (0:11.58)	0:34.90				
Rank	TAB	Horse/Jockey	Barrier	Top Speed [km/h]	Fastest Section	Margin				Distance Travelled [m]		
1	2	<b>SCARLET PRINCE</b> Boris Thornton	4	63.4 400m	0:11.52 600m	0:46.78 [4] (0:12.10)	0:34.68 [3] (0:11.52)	0:23.16 [2] (0:11.58)	0:11.58 [1] (0:11.58)	2:16.96	0:34.68	
2	3	<b>LIKEABEEL</b> Robbie Dolan	3	64.1 2000m	0:11.43 400m	0:46.78 [5] (0:12.06)	0:34.72 [5] (0:11.66)	0:23.06 [5] (0:11.43)	0:11.63 [2] (0:11.63)	0.96L	0:34.72	+0
3	5	<b>PLEADEEL</b> Tahlia Fenlon	1	62.7 2000m	0:11.65 2000m	0:47.44 [3] (0:12.24)	0:35.20 [4] (0:11.65)	0:23.55 [4] (0:11.72)	0:11.83 [4] (0:11.83)	3.35L	0:35.20	-5
4	6	<b>ALECIA</b> Angela Jones	5	62.8 2000m	0:11.59 600m	0:47.97 [2] (0:12.21)	0:35.76 [2] (0:11.59)	0:24.17 [1] (0:11.88)	0:12.29 [3] (0:12.29)	5.46L	0:35.76	-1
5	4	<b>KAIROS LOUIE</b> Bailey Wheeler	2	62.7 2000m	0:11.60 2000m	0:50.54 [1] (0:12.27)	0:38.27 [1] (0:11.82)	0:26.45 [3] (0:12.40)	0:14.05 [5] (0:14.05)	19.8L	0:38.27	-7

Scratched: Lucky Exchange (#1)

[ ] Ranking at each section and finish  
 -:-:-:- No data available at this section  
 NA No data available

SCN Saddle cloth number  
 DNF Did not finish  
 DNT Did not track



Horse/Jockey Name	Scarlet Prince
Final Rank	1
Fastest Section Time (Section)	0:11.52 (600m)
Top Speed [km/h] (Section)	63.4 (400m)
Race State	Finished



Ipswich QLD Professional

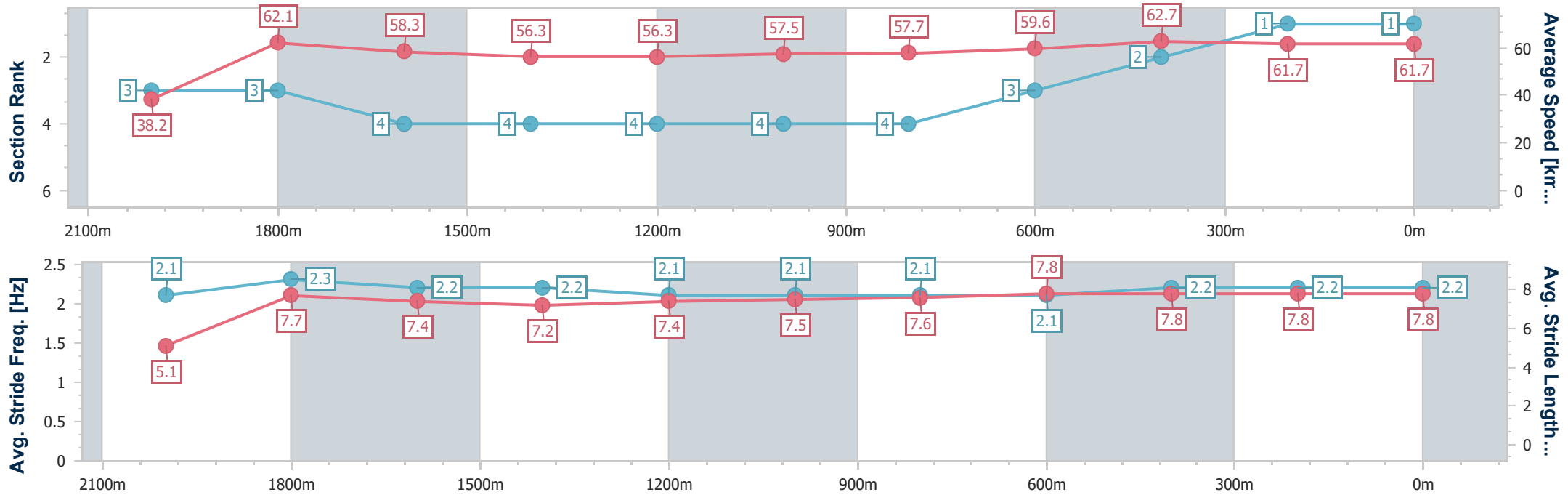
Race 1: SCHWEPPE'S BENCHMARK 68 Handicap - 2170m

19 February 2025 - 14:13

Track Rating: Soft 5, Weather: Fine, Rail Position: +9.5m Entire



Section	Overall	2000m	1800m	1600m	1400m	1200m	1000m	800m	600m	400m	200m
Section Times	2:16.96 [1] (0:15.77)	2:01.19 [3] (0:11.63)	1:49.56 [3] (0:12.20)	1:37.36 [4] (0:12.78)	1:24.58 [4] (0:12.73)	1:11.85 [4] (0:12.56)	0:59.29 [4] (0:12.51)	0:46.78 [4] (0:12.10)	0:34.68 [3] (0:11.52)	0:23.16 [2] (0:11.58)	0:11.58 [1] (0:11.58)
Average Speed [km/h]	38.2	62.1	58.3	56.3	56.3	57.5	57.7	59.6	62.7	61.7	61.7
Top Speed [km/h]	58.8	62.7	62.6	58.9	57.3	58.5	58.4	60.5	63.2	63.4	63.1
Avg. Dist. to Rail [m]	9.7	0.5	0.7	0.8	0.5	0.3	0.3	0.3	0.3	0.5	1.3
Avg. Stride Freq. [Hz]	2.1	2.3	2.2	2.2	2.1	2.1	2.1	2.1	2.2	2.2	2.2
Avg. Stride Length [m]	5.1	7.7	7.4	7.2	7.4	7.5	7.6	7.8	7.8	7.8	7.8



- [ ] Ranking at each section and finish
- .-.- No data available at this section
- NA No data available



Horse/Jockey Name	Likeabeel
Final Rank	2
Fastest Section Time (Section)	0:11.43 (400m)
Top Speed [km/h] (Section)	64.1 (2000m)
Race State	Finished



Ipswich QLD Professional

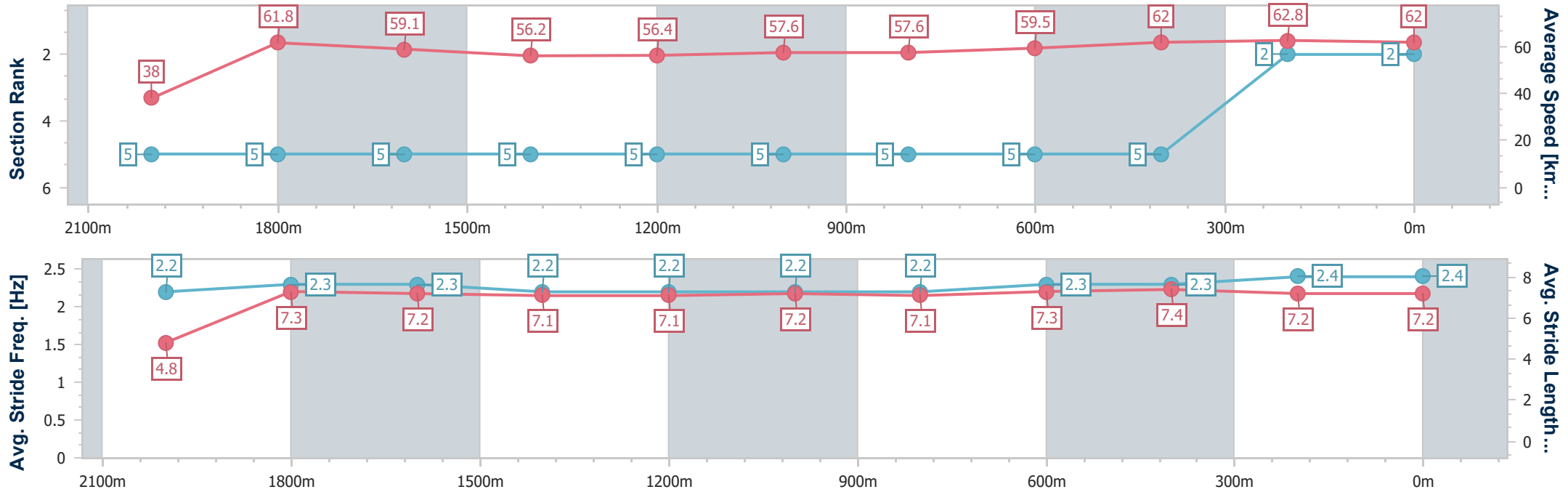
Race 1: SCHWEPPE'S BENCHMARK 68 Handicap - 2170m

19 February 2025 - 14:13

Track Rating: Soft 5, Weather: Fine, Rail Position: +9.5m Entire



Section	Overall	2000m	1800m	1600m	1400m	1200m	1000m	800m	600m	400m	200m
Section Times	2:17.12 [2] (0:16.15)	2:00.97 [5] (0:11.61)	1:49.36 [5] (0:12.11)	1:37.25 [5] (0:12.79)	1:24.46 [5] (0:12.70)	1:11.76 [5] (0:12.48)	0:59.28 [5] (0:12.50)	0:46.78 [5] (0:12.06)	0:34.72 [5] (0:11.66)	0:23.06 [5] (0:11.43)	0:11.63 [2] (0:11.63)
Average Speed [km/h]	38.0	61.8	59.1	56.2	56.4	57.6	57.6	59.5	62.0	62.8	62.0
Top Speed [km/h]	62.8	64.1	60.6	57.0	57.7	58.0	59.0	61.3	62.8	64.0	63.4
Avg. Dist. to Rail [m]	9.4	1.0	1.2	1.4	1.2	0.5	0.2	0.3	0.3	0.2	0.6
Avg. Stride Freq. [Hz]	2.2	2.3	2.3	2.2	2.2	2.2	2.2	2.3	2.3	2.4	2.4
Avg. Stride Length [m]	4.8	7.3	7.2	7.1	7.1	7.2	7.1	7.3	7.4	7.2	7.2



- [ ] Ranking at each section and finish
- .-.- No data available at this section
- NA No data available



Horse/Jockey Name	Pleadeel
Final Rank	3
Fastest Section Time (Section)	0:11.65 (2000m)
Top Speed [km/h] (Section)	62.7 (2000m)
Race State	Finished



### Ipswich QLD Professional

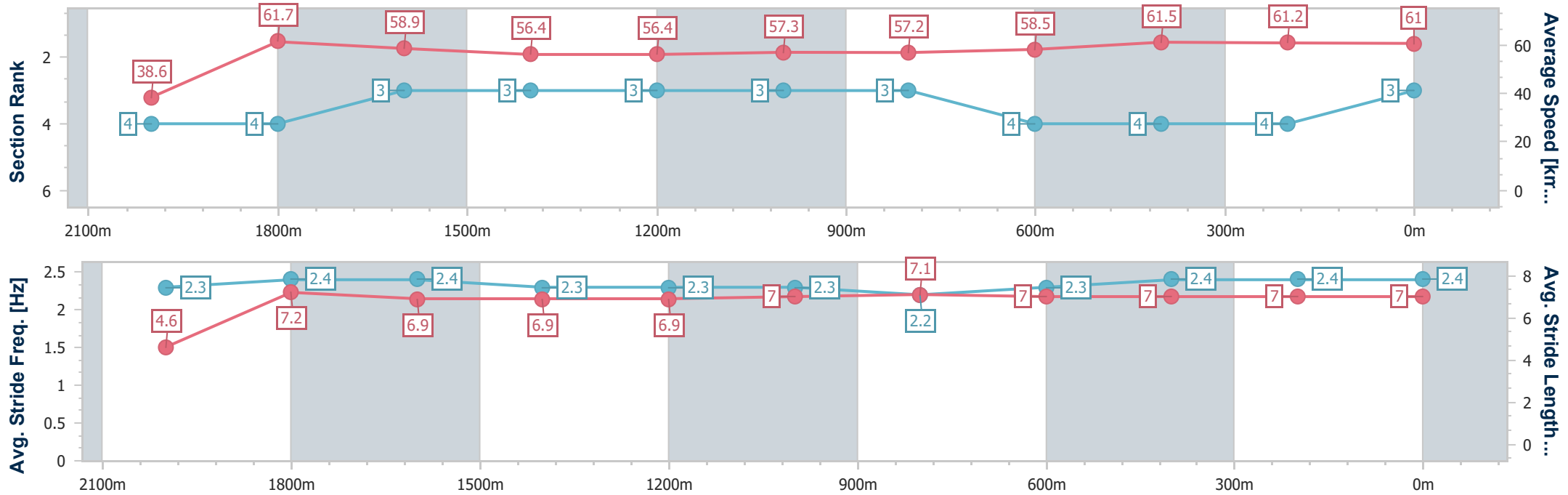
Race 1: SCHWEPPES BENCHMARK 68 Handicap - 2170m

19 February 2025 - 14:13



Track Rating: Soft 5, Weather: Fine, Rail Position: +9.5m Entire

Section	Overall	2000m	1800m	1600m	1400m	1200m	1000m	800m	600m	400m	200m
Section Times	2:17.53 [3] (0:15.85)	2:01.68 [4] (0:11.65)	1:50.03 [4] (0:12.07)	1:37.96 [3] (0:12.74)	1:25.22 [3] (0:12.67)	1:12.55 [3] (0:12.53)	1:00.02 [3] (0:12.58)	0:47.44 [3] (0:12.24)	0:35.20 [4] (0:11.65)	0:23.55 [4] (0:11.72)	0:11.83 [4] (0:11.83)
Average Speed [km/h]	38.6	61.7	58.9	56.4	56.4	57.3	57.2	58.5	61.5	61.2	61.0
Top Speed [km/h]	61.4	62.7	60.2	56.7	57.4	57.6	57.8	60.8	62.4	62.4	61.9
Avg. Dist. to Rail [m]	8.8	1.8	1.7	1.7	1.5	0.8	0.6	1.2	1.3	0.7	1.6
Avg. Stride Freq. [Hz]	2.3	2.4	2.4	2.3	2.3	2.3	2.2	2.3	2.4	2.4	2.4
Avg. Stride Length [m]	4.6	7.2	6.9	6.9	6.9	7.0	7.1	7.0	7.0	7.0	7.0



- [ ] Ranking at each section and finish
- .-.- No data available at this section
- NA No data available



Horse/Jockey Name	Alecia
Final Rank	4
Fastest Section Time (Section)	0:11.59 (600m)
Top Speed [km/h] (Section)	62.8 (2000m)
Race State	Finished



### Ipswich QLD Professional

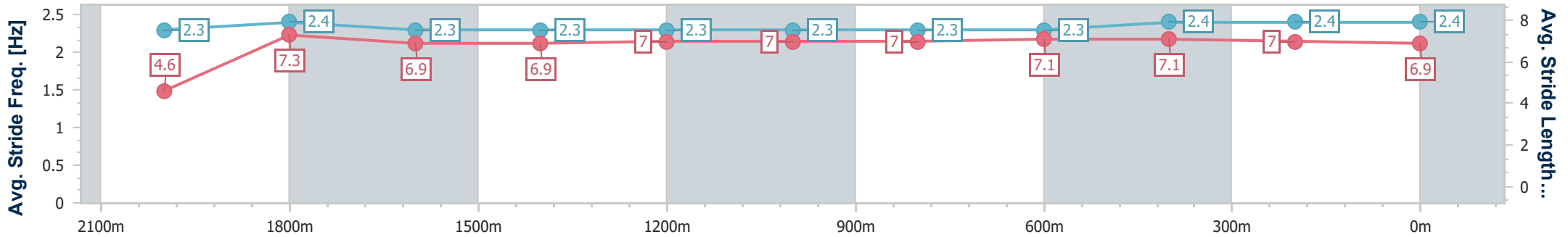
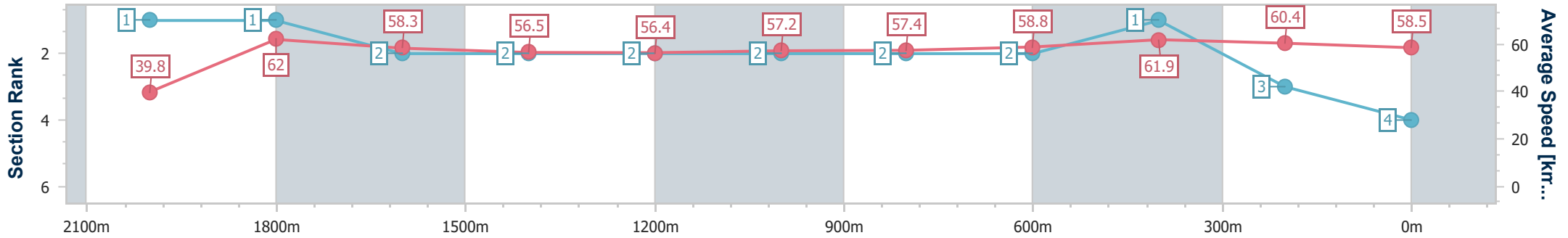
Race 1: SCHWEPPES BENCHMARK 68 Handicap - 2170m

19 February 2025 - 14:13



Track Rating: Soft 5, Weather: Fine, Rail Position: +9.5m Entire

Section	Overall	2000m	1800m	1600m	1400m	1200m	1000m	800m	600m	400m	200m
Section Times	2:17.89 [4] (0:15.41)	2:02.48 [1] (0:11.60)	1:50.88 [1] (0:12.29)	1:38.59 [2] (0:12.75)	1:25.84 [2] (0:12.71)	1:13.13 [2] (0:12.59)	1:00.54 [2] (0:12.57)	0:47.97 [2] (0:12.21)	0:35.76 [2] (0:11.59)	0:24.17 [1] (0:11.88)	0:12.29 [3] (0:12.29)
Average Speed [km/h]	39.8	62.0	58.3	56.5	56.4	57.2	57.4	58.8	61.9	60.4	58.5
Top Speed [km/h]	62.3	62.8	61.1	57.0	57.4	58.0	57.8	60.6	62.6	61.7	59.7
Avg. Dist. to Rail [m]	10.2	0.7	0.6	1.0	0.7	0.3	0.2	0.5	0.8	1.5	1.4
Avg. Stride Freq. [Hz]	2.3	2.4	2.3	2.3	2.3	2.3	2.3	2.3	2.4	2.4	2.4
Avg. Stride Length [m]	4.6	7.3	6.9	6.9	7.0	7.0	7.0	7.1	7.1	7.0	6.9



- [ ] Ranking at each section and finish
- .-.- No data available at this section
- NA No data available



Horse/Jockey Name	Kairos Louie
Final Rank	5
Fastest Section Time (Section)	0:11.60 (2000m)
Top Speed [km/h] (Section)	62.7 (2000m)
Race State	Finished



Ipswich QLD Professional

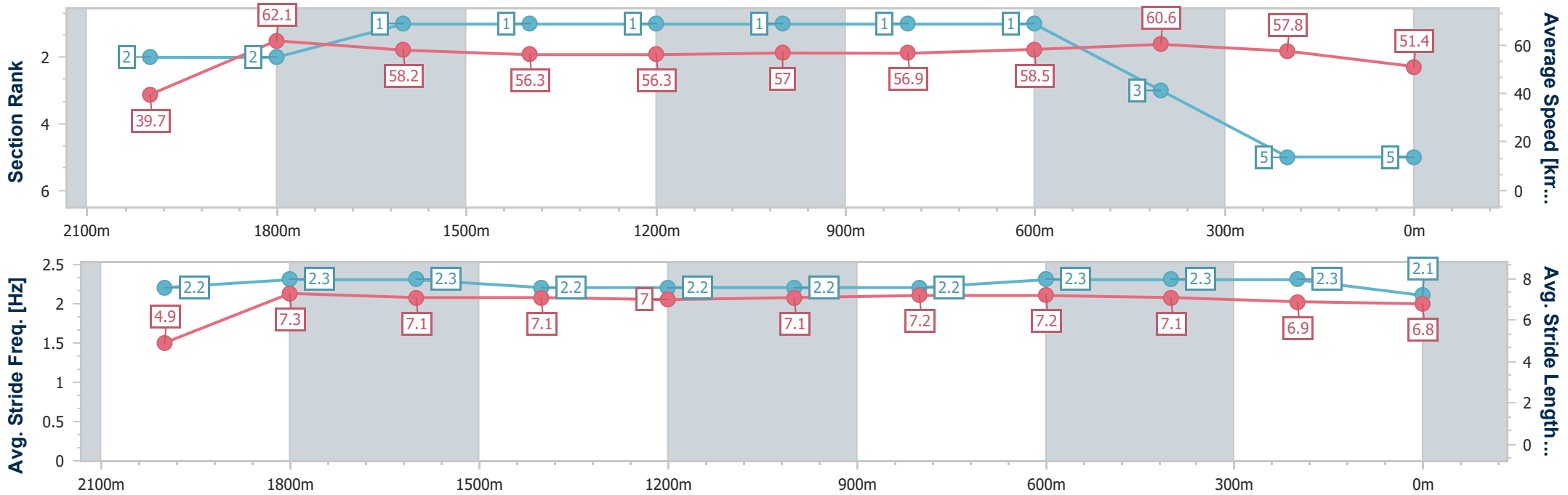
Race 1: SCHWEPPE'S BENCHMARK 68 Handicap - 2170m

19 February 2025 - 14:13

Track Rating: Soft 5, Weather: Fine, Rail Position: +9.5m Entire



Section	Overall	2000m	1800m	1600m	1400m	1200m	1000m	800m	600m	400m	200m
Section Times	2:20.33 [5] (0:15.49)	2:04.84 [2] (0:11.60)	1:53.24 [2] (0:12.09)	1:41.15 [1] (0:12.71)	1:28.44 [1] (0:12.72)	1:15.72 [1] (0:12.56)	1:03.16 [1] (0:12.62)	0:50.54 [1] (0:12.27)	0:38.27 [1] (0:11.82)	0:26.45 [3] (0:12.40)	0:14.05 [5] (0:14.05)
Average Speed [km/h]	39.7	62.1	58.2	56.3	56.3	57.0	56.9	58.5	60.6	57.8	51.4
Top Speed [km/h]	62.4	62.7	60.2	57.2	57.4	57.6	57.6	60.4	61.3	59.6	55.0
Avg. Dist. to Rail [m]	9.2	1.4	2.9	3.6	2.2	0.7	0.5	1.2	1.0	0.6	0.7
Avg. Stride Freq. [Hz]	2.2	2.3	2.3	2.2	2.2	2.2	2.2	2.3	2.3	2.3	2.1
Avg. Stride Length [m]	4.9	7.3	7.1	7.1	7.0	7.1	7.2	7.2	7.1	6.9	6.8



- [ ] Ranking at each section and finish
- .-.- No data available at this section
- NA No data available

Track Rating: Good 4, Weather: Fine, Rail Position: +9.5m Entire

Section		Overall	1600m	1400m	1200m	1000m	800m	600m	Last 600m					
Field Times		1:44.52 (0:08.84)	1:35.68 (0:11.39)	1:24.29 (0:11.37)	1:12.92 (0:12.04)	1:00.88 (0:12.46)	0:48.42 (0:12.43)	0:35.99 (0:11.92)	0:35.99					
Rank	TAB	Horse/Jockey	Barrier	Top Speed [km/h]	Fastest Section								Distance Travelled [m]	
1	1	HE'S A SAINT Jaden Lloyd	11	64.0 1400m	0:09.37 Overall	1:44.52 [1] (0:09.37)	1:35.15 [9] (0:11.99)	1:23.16 [11] (0:11.37)	1:11.79 [11] (0:11.91)	0:59.88 [11] (0:12.33)	0:47.55 [10] (0:12.32)	0:35.23 [10] (0:11.78)	0:35.23	
2	4	POSSIBILITIES Bailey Wheeler	10	64.0 1400m	0:09.47 Overall	1:44.93 [2] (0:09.47)	1:35.46 [11] (0:11.70)	1:23.76 [9] (0:11.34)	1:12.42 [9] (0:11.96)	1:00.46 [9] (0:12.38)	0:48.08 [9] (0:12.26)	0:35.82 [9] (0:11.69)	0:35.82	+1
3	9	EFFIE'S JOY Emily Lang	4	64.2 1400m	0:09.09 Overall	1:45.23 [3] (0:09.09)	1:36.14 [5] (0:11.77)	1:24.37 [7] (0:11.34)	1:13.03 [7] (0:12.04)	1:00.99 [7] (0:12.56)	0:48.43 [8] (0:12.30)	0:36.13 [8] (0:11.92)	0:36.13	-2
4	11	VISCOUNT SYDNEY Anthony Allen	8	63.5 1400m	0:09.29 Overall	1:45.27 [4] (0:09.29)	1:35.98 [8] (0:11.89)	1:24.09 [10] (0:11.48)	1:12.61 [10] (0:11.85)	1:00.76 [10] (0:12.53)	0:48.23 [11] (0:12.33)	0:35.90 [11] (0:11.90)	0:35.90	-8
5	3	MAN OF THE TOWN Georgina Cartwright	6	64.9 1600m	0:09.00 Overall	1:45.31 [5] (0:09.00)	1:36.31 [4] (0:11.40)	1:24.91 [3] (0:11.46)	1:13.45 [3] (0:11.99)	1:01.46 [3] (0:12.47)	0:48.99 [3] (0:12.25)	0:36.74 [2] (0:11.88)	0:36.74	+0
6	8	PULIGNY Ron Stewart	5	63.8 1600m	0:08.95 Overall	1:46.17 [6] (0:08.95)	1:37.22 [3] (0:11.45)	1:25.77 [4] (0:11.52)	1:14.25 [4] (0:12.09)	1:02.16 [5] (0:12.49)	0:49.67 [5] (0:12.32)	0:37.35 [6] (0:11.99)	0:37.35	-4
7	5	SPACE JOURNEY Damien Thornton	9	64.7 1400m	0:09.12 Overall	1:46.32 [7] (0:09.12)	1:37.20 [7] (0:11.68)	1:25.52 [6] (0:11.36)	1:14.16 [6] (0:11.96)	1:02.20 [6] (0:12.43)	0:49.77 [6] (0:12.24)	0:37.53 [5] (0:11.96)	0:37.53	+0
8	10	BRAVE HOSHI Luke Tarrant	2	65.3 1600m	0:09.11 Overall	1:46.69 [8] (0:09.11)	1:37.58 [6] (0:11.45)	1:26.13 [5] (0:11.45)	1:14.68 [5] (0:11.91)	1:02.77 [4] (0:12.50)	0:50.27 [4] (0:12.35)	0:37.92 [4] (0:12.08)	0:37.92	-10
9	7	KANSAS SUN Boris Thornton	7	64.1 1600m	0:08.88 Overall	1:47.16 [9] (0:08.88)	1:38.28 [2] (0:11.43)	1:26.85 [2] (0:11.44)	1:15.41 [2] (0:12.01)	1:03.40 [2] (0:12.46)	0:50.94 [2] (0:12.35)	0:38.59 [3] (0:12.10)	0:38.59	-6
10	6	HEADLINE LEGEND Paul Hamblin	3	64.8 1400m	0:09.46 Overall	1:47.22 [10] (0:09.46)	1:37.76 [10] (0:11.57)	1:26.19 [8] (0:11.31)	1:14.88 [8] (0:11.93)	1:02.95 [8] (0:12.51)	0:50.44 [7] (0:12.27)	0:38.17 [7] (0:11.93)	0:38.17	-10





**Ipswich QLD Professional**  
**Race 2: GREAT NORTHERN Maiden Handicap - 1700m**  
 19 February 2025 - 14:49



Track Rating: Good 4, Weather: Fine, Rail Position: +9.5m Entire

Section		Overall	1600m	1400m	1200m	1000m	800m	600m	Last 600m
Field Times		1:44.52 (0:08.84)	1:35.68 (0:11.39)	1:24.29 (0:11.37)	1:12.92 (0:12.04)	1:00.88 (0:12.46)	0:48.42 (0:12.43)	0:35.99 (0:11.92)	0:35.99

Rank	TAB	Horse/Jockey	Barrier	Top Speed [km/h]	Fastest Section	Overall	1600m	1400m	1200m	1000m	800m	600m	Last 600m	Distance Travelled [m]
11	2	WANT TO BE PROUD	1	63.7	0:08.84	1:47.64 [11]	1:38.80 [1]	1:27.41 [1]	1:16.04 [1]	1:04.00 [1]	0:51.54 [1]	0:39.11 [1]	0:39.11	-8
		Micheal Hellyer		1600m	Overall	(0:08.84)	(0:11.39)	(0:11.37)	(0:12.04)	(0:12.46)	(0:12.43)	(0:11.99)		

[ ] Ranking at each section and finish  
 -:-:- No data available at this section  
 NA No data available

SCN Saddle cloth number  
 DNF Did not finish  
 DNT Did not track



# Ipswich QLD Professional

## Race 2: GREAT NORTHERN Maiden Handicap - 1700m

19 February 2025 - 14:49



Track Rating: Good 4, Weather: Fine, Rail Position: +9.5m Entire

Section				400m	200m			Last 600m		
Field Times				0:24.07 (0:12.19)	0:11.88 (0:11.88)			0:35.99		
Rank	TAB	Horse/Jockey	Barrier	Top Speed [km/h]	Fastest Section	Margin			Distance Travelled [m]	
1	1	HE'S A SAINT Jaden Lloyd	11	64.0 1400m	0:09.37 Overall	0:23.45 [10] (0:11.67)	0:11.78 [3] (0:11.78)	1:44.52	0:35.23	
2	4	POSSIBILITIES Bailey Wheeler	10	64.0 1400m	0:09.47 Overall	0:24.13 [5] (0:11.84)	0:12.29 [1] (0:12.29)	2.44L	0:35.82	+1
3	9	EFFIE'S JOY Emily Lang	4	64.2 1400m	0:09.09 Overall	0:24.21 [9] (0:11.86)	0:12.35 [4] (0:12.35)	4.22L	0:36.13	-2
4	11	VISCOUNT SYDNEY Anthony Allen	8	63.5 1400m	0:09.29 Overall	0:24.00 [11] (0:11.91)	0:12.09 [7] (0:12.09)	4.4L	0:35.90	-8
5	3	MAN OF THE TOWN Georgina Cartwright	6	64.9 1600m	0:09.00 Overall	0:24.86 [1] (0:12.25)	0:12.61 [2] (0:12.61)	4.67L	0:36.74	+0
6	8	PULIGNY Ron Stewart	5	63.8 1600m	0:08.95 Overall	0:25.36 [6] (0:12.36)	0:13.00 [5] (0:13.00)	9.74L	0:37.35	-4
7	5	SPACE JOURNEY Damien Thornton	9	64.7 1400m	0:09.12 Overall	0:25.57 [4] (0:12.43)	0:13.14 [6] (0:13.14)	10.61L	0:37.53	+0
8	10	BRAVE HOSHI Luke Tarrant	2	65.3 1600m	0:09.11 Overall	0:25.84 [7] (0:12.58)	0:13.26 [10] (0:13.26)	12.79L	0:37.92	-10
9	7	KANSAS SUN Boris Thornton	7	64.1 1600m	0:08.88 Overall	0:26.49 [3] (0:12.72)	0:13.77 [9] (0:13.77)	15.54L	0:38.59	-6
10	6	HEADLINE LEGEND Paul Hamblin	3	64.8 1400m	0:09.46 Overall	0:26.24 [8] (0:12.65)	0:13.59 [11] (0:13.59)	15.89L	0:38.17	-10

[ ] Ranking at each section and finish  
 -:-:- No data available at this section  
 NA No data available

SCN Saddle cloth number  
 DNF Did not finish  
 DNT Did not track



**Ipswich QLD Professional**  
**Race 2: GREAT NORTHERN Maiden Handicap - 1700m**  
 19 February 2025 - 14:49



Track Rating: Good 4, Weather: Fine, Rail Position: +9.5m Entire

Section		400m	200m			Last 600m	
Field Times		0:24.07 (0:12.19)	0:11.88 (0:11.88)			0:35.99	
Rank	TAB Horse/Jockey	Barrier	Top Speed [km/h]	Fastest Section	Margin	Distance Travelled [m]	
11	2 WANT TO BE PROUD Micheal Hellyer	1	63.7 1600m	0:08.84 Overall	0:27.12 [2] (0:12.81)	0:14.31 [8] (0:14.31)	18.37L -8

[ ] Ranking at each section and finish  
 -:-:-:- No data available at this section  
 NA No data available

SCN Saddle cloth number  
 DNF Did not finish  
 DNT Did not track



Horse/Jockey Name	He's A Saint
Final Rank	1
Fastest Section Time (Section)	0:09.37 (Overall)
Top Speed [km/h] (Section)	64.0 (1400m)
Race State	Finished



### Ipswich QLD Professional

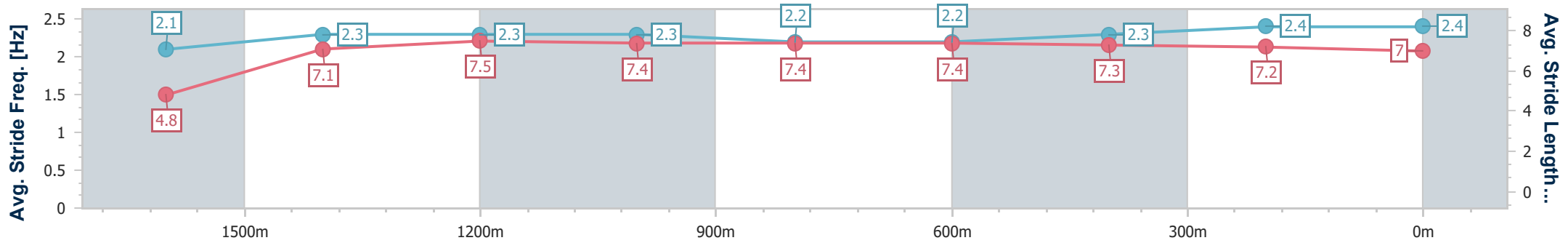
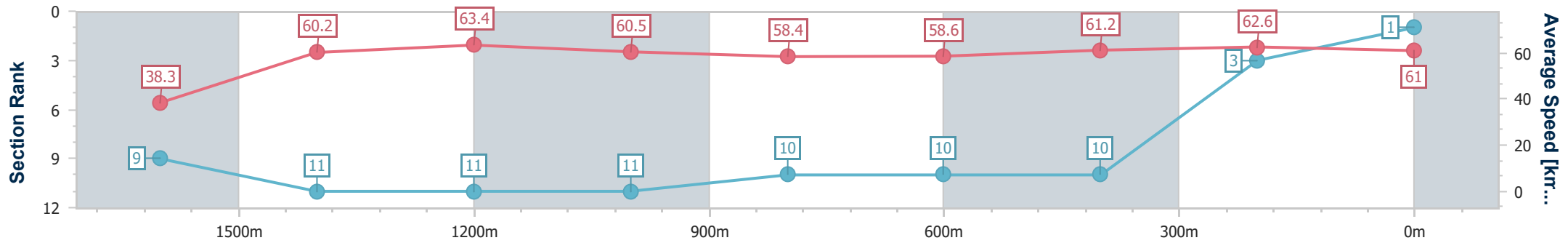
Race 2: GREAT NORTHERN Maiden Handicap - 1700m

19 February 2025 - 14:49



Track Rating: Good 4, Weather: Fine, Rail Position: +9.5m Entire

Section	Overall	1600m	1400m	1200m	1000m	800m	600m	400m	200m
Section Times	1:44.52 [1] (0:09.37)	1:35.15 [9] (0:11.99)	1:23.16 [11] (0:11.37)	1:11.79 [11] (0:11.91)	0:59.88 [11] (0:12.33)	0:47.55 [10] (0:12.32)	0:35.23 [10] (0:11.78)	0:23.45 [10] (0:11.67)	0:11.78 [3] (0:11.78)
Average Speed [km/h]	38.3	60.2	63.4	60.5	58.4	58.6	61.2	62.6	61.0
Top Speed [km/h]	57.0	62.1	64.0	63.1	59.3	59.9	62.8	63.6	62.6
Avg. Dist. to Rail [m]	8.5	1.8	0.2	0.7	0.9	0.2	0.9	3.5	3.5
Avg. Stride Freq. [Hz]	2.1	2.3	2.3	2.3	2.2	2.2	2.3	2.4	2.4
Avg. Stride Length [m]	4.8	7.1	7.5	7.4	7.4	7.4	7.3	7.2	7.0



- [ ] Ranking at each section and finish
- .-.- No data available at this section
- NA No data available



Horse/Jockey Name	Possibilities
Final Rank	2
Fastest Section Time (Section)	0:09.47 (Overall)
Top Speed [km/h] (Section)	64.0 (1400m)
Race State	Finished



Ipswich QLD Professional

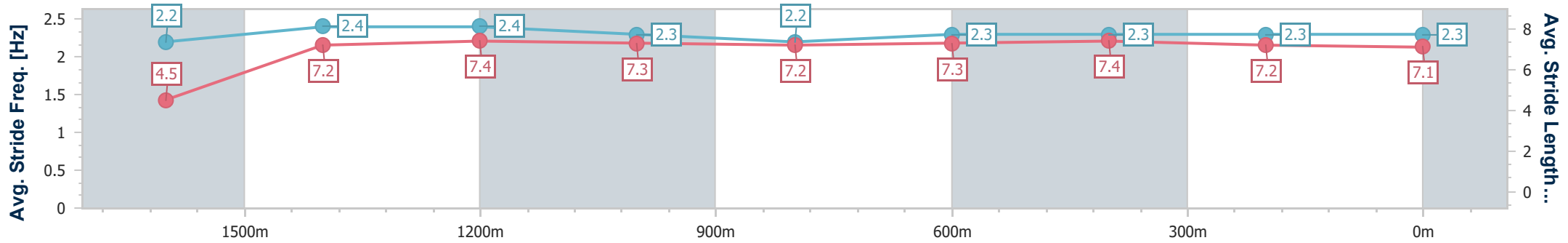
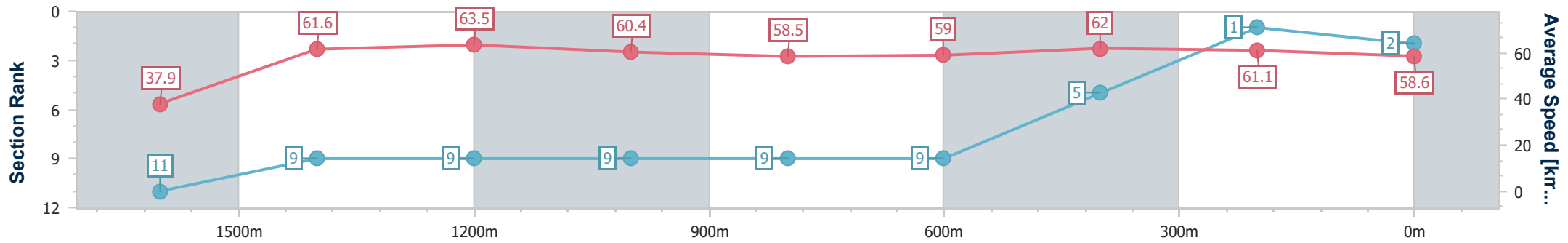
Race 2: GREAT NORTHERN Maiden Handicap - 1700m

19 February 2025 - 14:49

Track Rating: Good 4, Weather: Fine, Rail Position: +9.5m Entire



Section	Overall	1600m	1400m	1200m	1000m	800m	600m	400m	200m
Section Times	1:44.93 [2] (0:09.47)	1:35.46 [11] (0:11.70)	1:23.76 [9] (0:11.34)	1:12.42 [9] (0:11.96)	1:00.46 [9] (0:12.38)	0:48.08 [9] (0:12.26)	0:35.82 [9] (0:11.69)	0:24.13 [5] (0:11.84)	0:12.29 [1] (0:12.29)
Average Speed [km/h]	37.9	61.6	63.5	60.4	58.5	59.0	62.0	61.1	58.6
Top Speed [km/h]	57.2	63.5	64.0	62.9	58.9	60.0	63.4	63.2	60.4
Avg. Dist. to Rail [m]	7.8	1.3	0.1	1.1	1.8	0.9	1.3	2.1	2.3
Avg. Stride Freq. [Hz]	2.2	2.4	2.4	2.3	2.2	2.3	2.3	2.3	2.3
Avg. Stride Length [m]	4.5	7.2	7.4	7.3	7.2	7.3	7.4	7.2	7.1



- [ ] Ranking at each section and finish
- .-.- No data available at this section
- NA No data available



Horse/Jockey Name	Effie's Joy
Final Rank	3
Fastest Section Time (Section)	0:09.09 (Overall)
Top Speed [km/h] (Section)	64.2 (1400m)
Race State	Finished



Ipswich QLD Professional

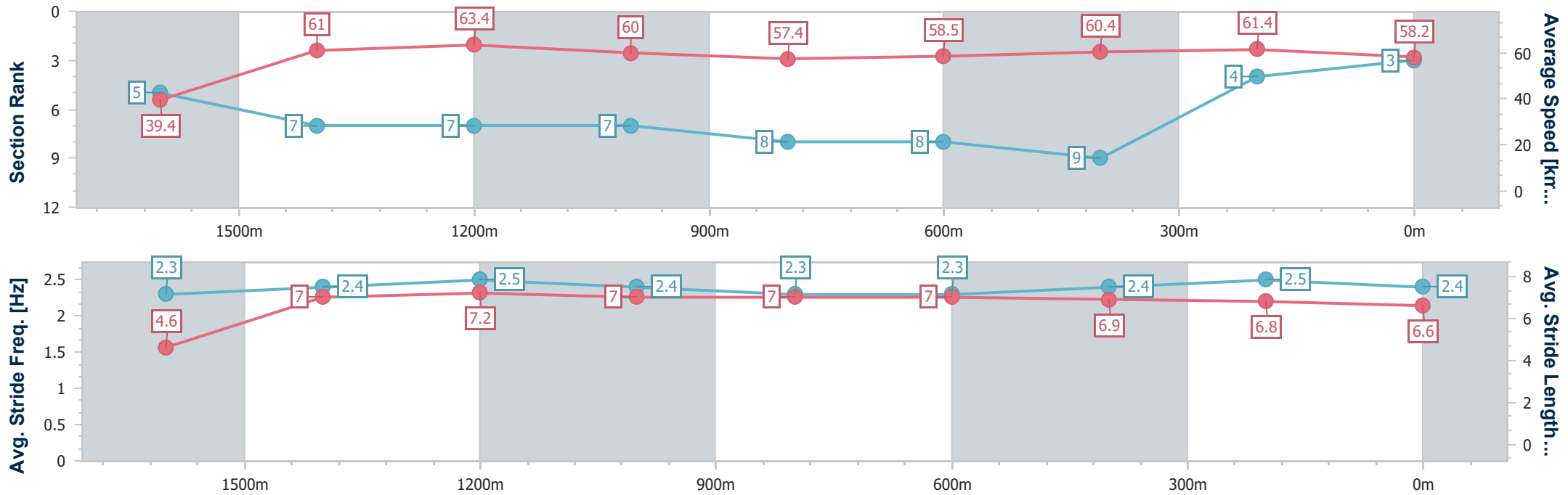
Race 2: GREAT NORTHERN Maiden Handicap - 1700m

19 February 2025 - 14:49



Track Rating: Good 4, Weather: Fine, Rail Position: +9.5m Entire

Section	Overall	1600m	1400m	1200m	1000m	800m	600m	400m	200m
Section Times	1:45.23 [3] (0:09.09)	1:36.14 [5] (0:11.77)	1:24.37 [7] (0:11.34)	1:13.03 [7] (0:12.04)	1:00.99 [7] (0:12.56)	0:48.43 [8] (0:12.30)	0:36.13 [8] (0:11.92)	0:24.21 [9] (0:11.86)	0:12.35 [4] (0:12.35)
Average Speed [km/h]	39.4	61.0	63.4	60.0	57.4	58.5	60.4	61.4	58.2
Top Speed [km/h]	58.0	63.3	64.2	61.6	58.4	59.5	61.6	62.1	60.4
Avg. Dist. to Rail [m]	2.3	0.7	0.6	0.8	0.8	0.3	0.4	2.6	3.9
Avg. Stride Freq. [Hz]	2.3	2.4	2.5	2.4	2.3	2.3	2.4	2.5	2.4
Avg. Stride Length [m]	4.6	7.0	7.2	7.0	7.0	7.0	6.9	6.8	6.6



- [ ] Ranking at each section and finish
- .-.- No data available at this section
- NA No data available



Horse/Jockey Name	Viscount Sydney
Final Rank	4
Fastest Section Time (Section)	0:09.29 (Overall)
Top Speed [km/h] (Section)	63.5 (1400m)
Race State	Finished



### Ipswich QLD Professional

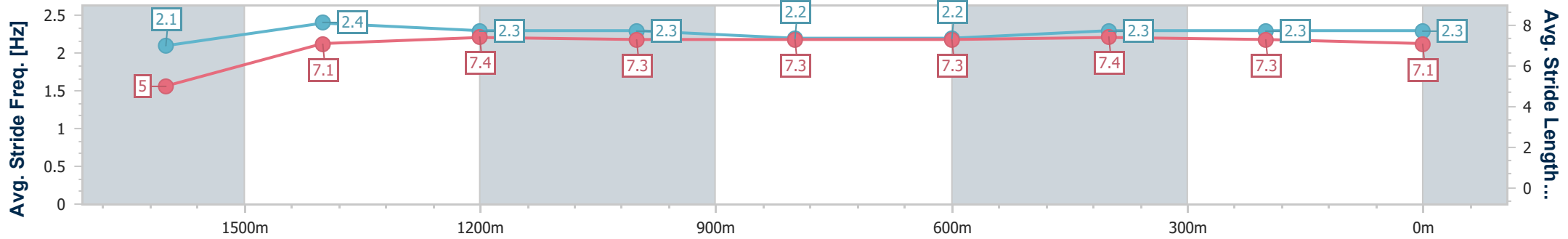
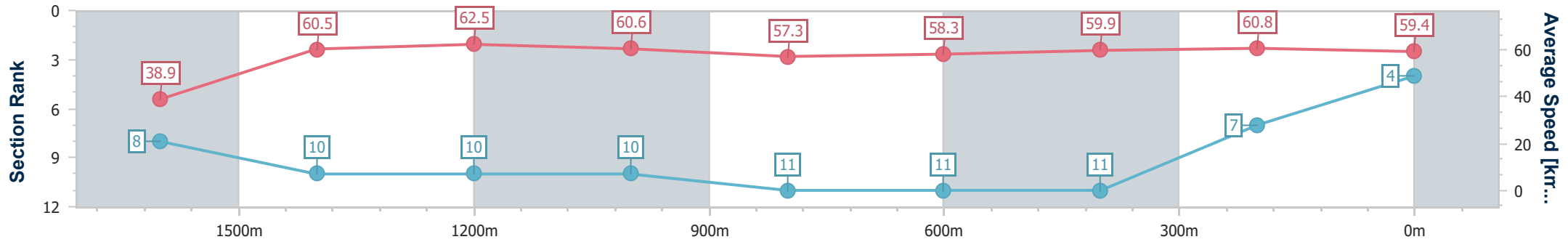
Race 2: GREAT NORTHERN Maiden Handicap - 1700m

19 February 2025 - 14:49



Track Rating: Good 4, Weather: Fine, Rail Position: +9.5m Entire

Section	Overall	1600m	1400m	1200m	1000m	800m	600m	400m	200m
Section Times	1:45.27 [4] (0:09.29)	1:35.98 [8] (0:11.89)	1:24.09 [10] (0:11.48)	1:12.61 [10] (0:11.85)	1:00.76 [10] (0:12.53)	0:48.23 [11] (0:12.33)	0:35.90 [11] (0:11.90)	0:24.00 [11] (0:11.91)	0:12.09 [7] (0:12.09)
Average Speed [km/h]	38.9	60.5	62.5	60.6	57.3	58.3	59.9	60.8	59.4
Top Speed [km/h]	57.3	61.9	63.5	62.5	58.4	59.4	61.8	61.5	60.4
Avg. Dist. to Rail [m]	5.0	0.7	1.3	0.6	0.5	1.3	1.2	2.0	5.7
Avg. Stride Freq. [Hz]	2.1	2.4	2.3	2.3	2.2	2.2	2.3	2.3	2.3
Avg. Stride Length [m]	5.0	7.1	7.4	7.3	7.3	7.3	7.4	7.3	7.1



- [ ] Ranking at each section and finish
- .-.- No data available at this section
- NA No data available



Horse/Jockey Name	Man Of The Town
Final Rank	5
Fastest Section Time (Section)	0:09.00 (Overall)
Top Speed [km/h] (Section)	64.9 (1600m)
Race State	Finished



### Ipswich QLD Professional

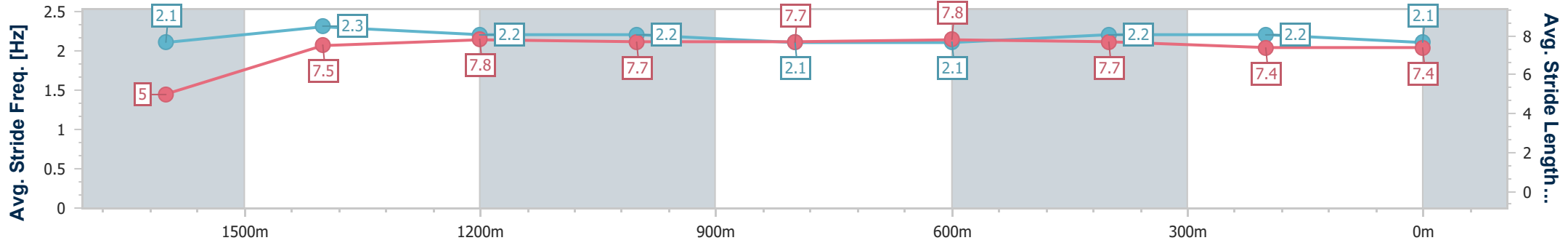
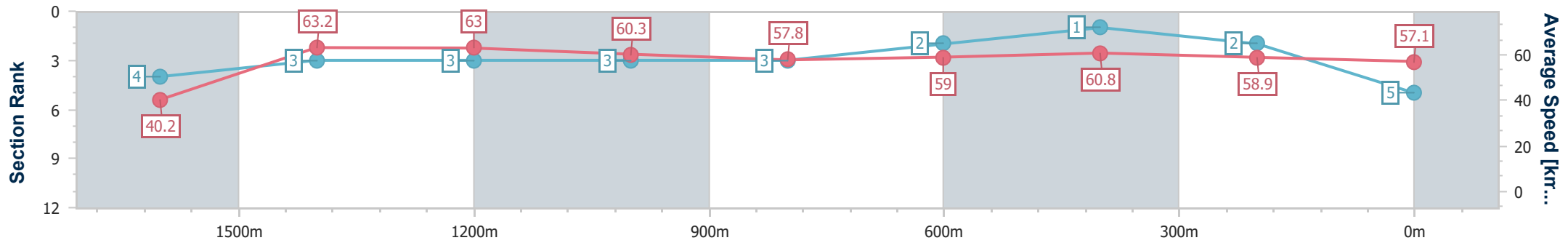
Race 2: GREAT NORTHERN Maiden Handicap - 1700m

19 February 2025 - 14:49



Track Rating: Good 4, Weather: Fine, Rail Position: +9.5m Entire

Section	Overall	1600m	1400m	1200m	1000m	800m	600m	400m	200m
Section Times	1:45.31 [5] (0:09.00)	1:36.31 [4] (0:11.40)	1:24.91 [3] (0:11.46)	1:13.45 [3] (0:11.99)	1:01.46 [3] (0:12.47)	0:48.99 [3] (0:12.25)	0:36.74 [2] (0:11.88)	0:24.86 [1] (0:12.25)	0:12.61 [2] (0:12.61)
Average Speed [km/h]	40.2	63.2	63.0	60.3	57.8	59.0	60.8	58.9	57.1
Top Speed [km/h]	60.5	64.9	64.4	61.5	58.2	59.9	61.4	60.3	58.7
Avg. Dist. to Rail [m]	3.4	0.5	0.5	1.2	1.2	0.7	0.8	0.7	1.4
Avg. Stride Freq. [Hz]	2.1	2.3	2.2	2.2	2.1	2.1	2.2	2.2	2.1
Avg. Stride Length [m]	5.0	7.5	7.8	7.7	7.7	7.8	7.7	7.4	7.4



- [ ] Ranking at each section and finish
- .-.- No data available at this section
- NA No data available





Horse/Jockey Name	Puligny
Final Rank	6
Fastest Section Time (Section)	0:08.95 (Overall)
Top Speed [km/h] (Section)	63.8 (1600m)
Race State	Finished



### Ipswich QLD Professional

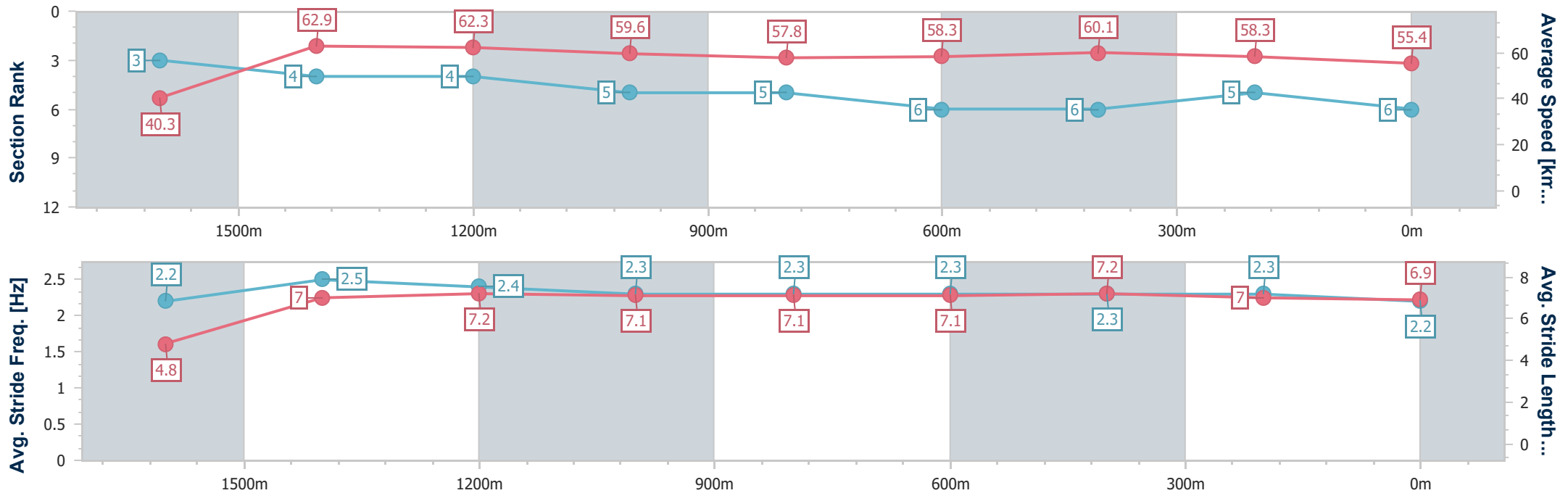
Race 2: GREAT NORTHERN Maiden Handicap - 1700m

19 February 2025 - 14:49



Track Rating: Good 4, Weather: Fine, Rail Position: +9.5m Entire

Section	Overall	1600m	1400m	1200m	1000m	800m	600m	400m	200m
Section Times	1:46.17 [6] (0:08.95)	1:37.22 [3] (0:11.45)	1:25.77 [4] (0:11.52)	1:14.25 [4] (0:12.09)	1:02.16 [5] (0:12.49)	0:49.67 [5] (0:12.32)	0:37.35 [6] (0:11.99)	0:25.36 [6] (0:12.36)	0:13.00 [5] (0:13.00)
Average Speed [km/h]	40.3	62.9	62.3	59.6	57.8	58.3	60.1	58.3	55.4
Top Speed [km/h]	60.8	63.8	63.3	61.5	58.1	59.1	61.0	59.9	56.8
Avg. Dist. to Rail [m]	3.0	0.4	0.4	0.4	0.5	0.2	0.3	0.9	2.3
Avg. Stride Freq. [Hz]	2.2	2.5	2.4	2.3	2.3	2.3	2.3	2.3	2.2
Avg. Stride Length [m]	4.8	7.0	7.2	7.1	7.1	7.1	7.2	7.0	6.9



- [ ] Ranking at each section and finish
- .-.- No data available at this section
- NA No data available



Horse/Jockey Name	Space Journey
Final Rank	7
Fastest Section Time (Section)	0:09.12 (Overall)
Top Speed [km/h] (Section)	64.7 (1400m)
Race State	Finished



### Ipswich QLD Professional

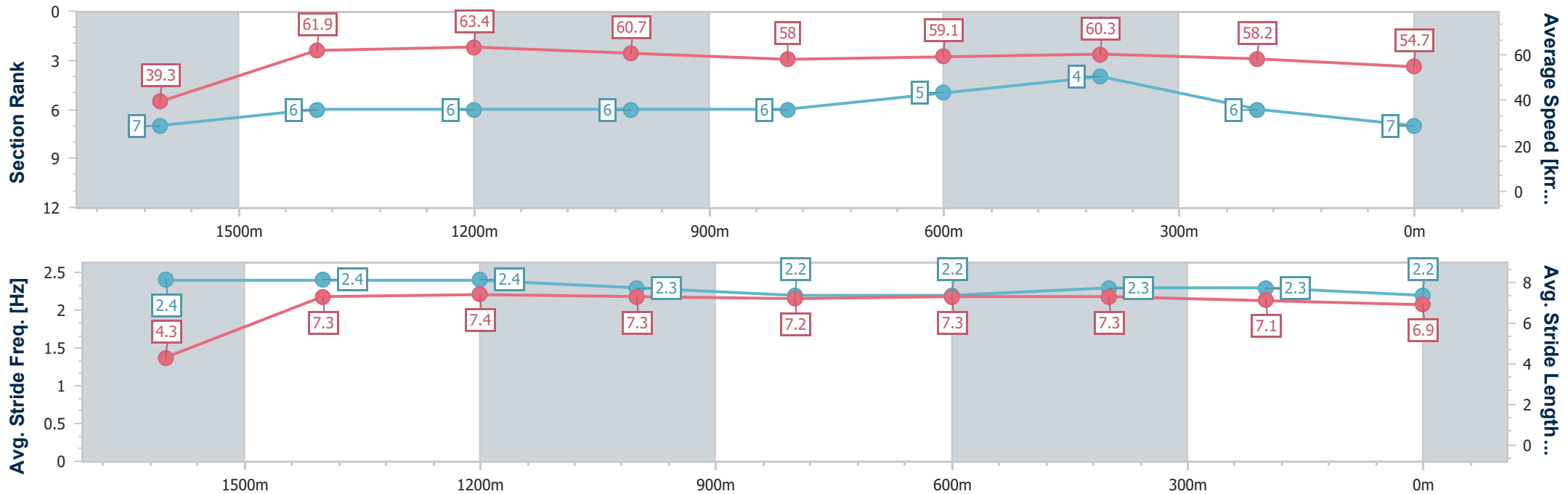
Race 2: GREAT NORTHERN Maiden Handicap - 1700m

19 February 2025 - 14:49



Track Rating: Good 4, Weather: Fine, Rail Position: +9.5m Entire

Section	Overall	1600m	1400m	1200m	1000m	800m	600m	400m	200m
Section Times	1:46.32 [7] (0:09.12)	1:37.20 [7] (0:11.68)	1:25.52 [6] (0:11.36)	1:14.16 [6] (0:11.96)	1:02.20 [6] (0:12.43)	0:49.77 [6] (0:12.24)	0:37.53 [5] (0:11.96)	0:25.57 [4] (0:12.43)	0:13.14 [6] (0:13.14)
Average Speed [km/h]	39.3	61.9	63.4	60.7	58.0	59.1	60.3	58.2	54.7
Top Speed [km/h]	60.0	63.8	64.7	62.1	58.8	60.0	60.6	60.4	56.3
Avg. Dist. to Rail [m]	6.8	1.2	0.6	1.4	1.5	0.9	0.7	1.3	3.5
Avg. Stride Freq. [Hz]	2.4	2.4	2.4	2.3	2.2	2.2	2.3	2.3	2.2
Avg. Stride Length [m]	4.3	7.3	7.4	7.3	7.2	7.3	7.3	7.1	6.9



- [ ] Ranking at each section and finish
- .-.- No data available at this section
- NA No data available



Horse/Jockey Name	Brave Hoshi
Final Rank	8
Fastest Section Time (Section)	0:09.11 (Overall)
Top Speed [km/h] (Section)	65.3 (1600m)
Race State	Finished



### Ipswich QLD Professional

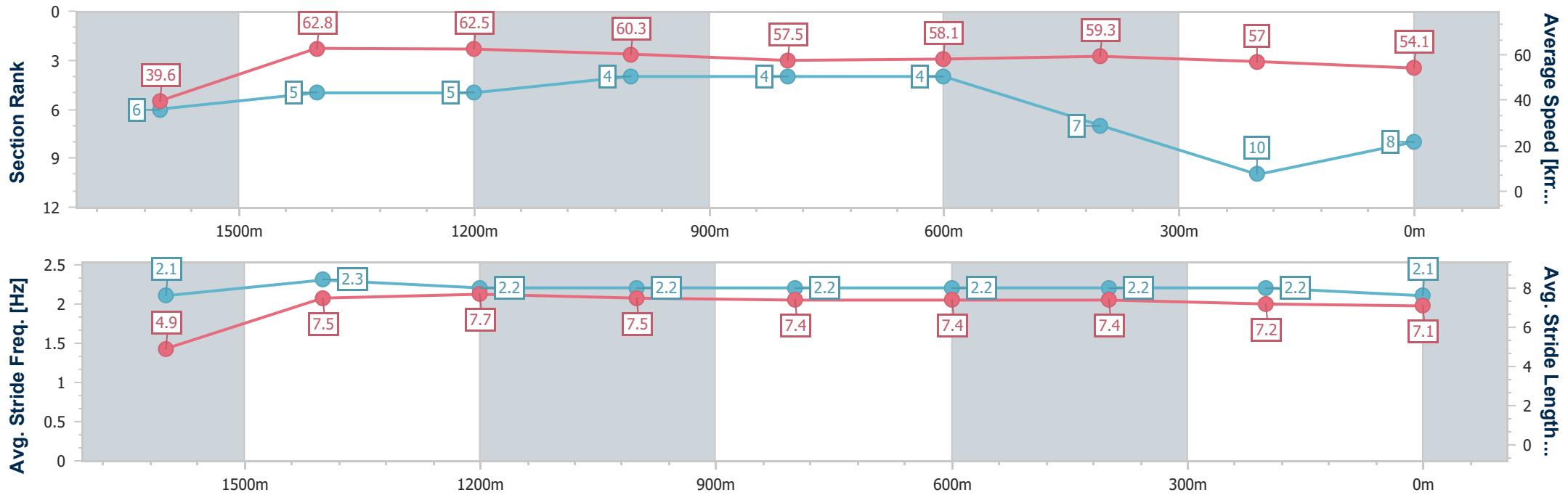
Race 2: GREAT NORTHERN Maiden Handicap - 1700m

19 February 2025 - 14:49



Track Rating: Good 4, Weather: Fine, Rail Position: +9.5m Entire

Section	Overall	1600m	1400m	1200m	1000m	800m	600m	400m	200m
Section Times	1:46.69 [8] (0:09.11)	1:37.58 [6] (0:11.45)	1:26.13 [5] (0:11.45)	1:14.68 [5] (0:11.91)	1:02.77 [4] (0:12.50)	0:50.27 [4] (0:12.35)	0:37.92 [4] (0:12.08)	0:25.84 [7] (0:12.58)	0:13.26 [10] (0:13.26)
Average Speed [km/h]	39.6	62.8	62.5	60.3	57.5	58.1	59.3	57.0	54.1
Top Speed [km/h]	60.4	65.3	63.1	62.8	58.1	58.9	59.9	59.0	55.7
Avg. Dist. to Rail [m]	1.4	1.3	1.2	0.6	0.5	1.2	1.6	1.8	1.1
Avg. Stride Freq. [Hz]	2.1	2.3	2.2	2.2	2.2	2.2	2.2	2.2	2.1
Avg. Stride Length [m]	4.9	7.5	7.7	7.5	7.4	7.4	7.4	7.2	7.1



- [ ] Ranking at each section and finish
- .-.- No data available at this section
- NA No data available



Horse/Jockey Name	Kansas Sun
Final Rank	9
Fastest Section Time (Section)	0:08.88 (Overall)
Top Speed [km/h] (Section)	64.1 (1600m)
Race State	Finished



### Ipswich QLD Professional

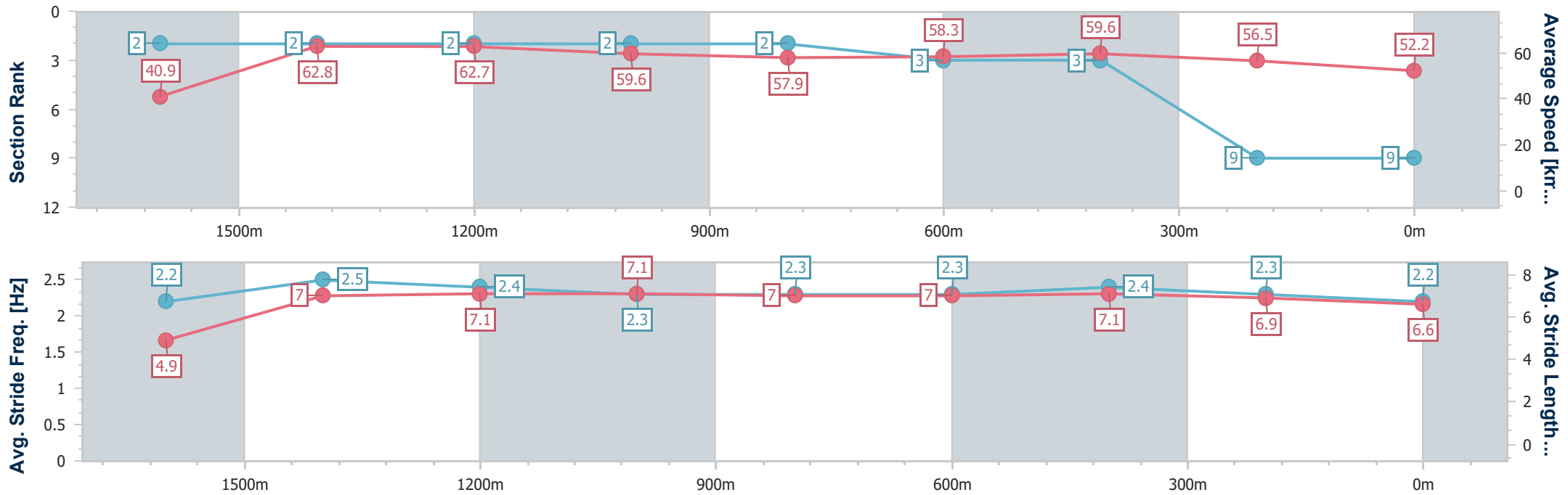
Race 2: GREAT NORTHERN Maiden Handicap - 1700m

19 February 2025 - 14:49



Track Rating: Good 4, Weather: Fine, Rail Position: +9.5m Entire

Section	Overall	1600m	1400m	1200m	1000m	800m	600m	400m	200m
Section Times	1:47.16 [9] (0:08.88)	1:38.28 [2] (0:11.43)	1:26.85 [2] (0:11.44)	1:15.41 [2] (0:12.01)	1:03.40 [2] (0:12.46)	0:50.94 [2] (0:12.35)	0:38.59 [3] (0:12.10)	0:26.49 [3] (0:12.72)	0:13.77 [9] (0:13.77)
Average Speed [km/h]	40.9	62.8	62.7	59.6	57.9	58.3	59.6	56.5	52.2
Top Speed [km/h]	60.5	64.1	64.0	61.5	58.7	59.2	60.3	59.1	54.7
Avg. Dist. to Rail [m]	4.3	1.1	1.3	1.1	0.4	0.2	0.3	0.2	1.2
Avg. Stride Freq. [Hz]	2.2	2.5	2.4	2.3	2.3	2.3	2.4	2.3	2.2
Avg. Stride Length [m]	4.9	7.0	7.1	7.1	7.0	7.0	7.1	6.9	6.6



- [ ] Ranking at each section and finish
- .-.- No data available at this section
- NA No data available



Horse/Jockey Name	Headline Legend
Final Rank	10
Fastest Section Time (Section)	0:09.46 (Overall)
Top Speed [km/h] (Section)	64.8 (1400m)
Race State	Finished



### Ipswich QLD Professional

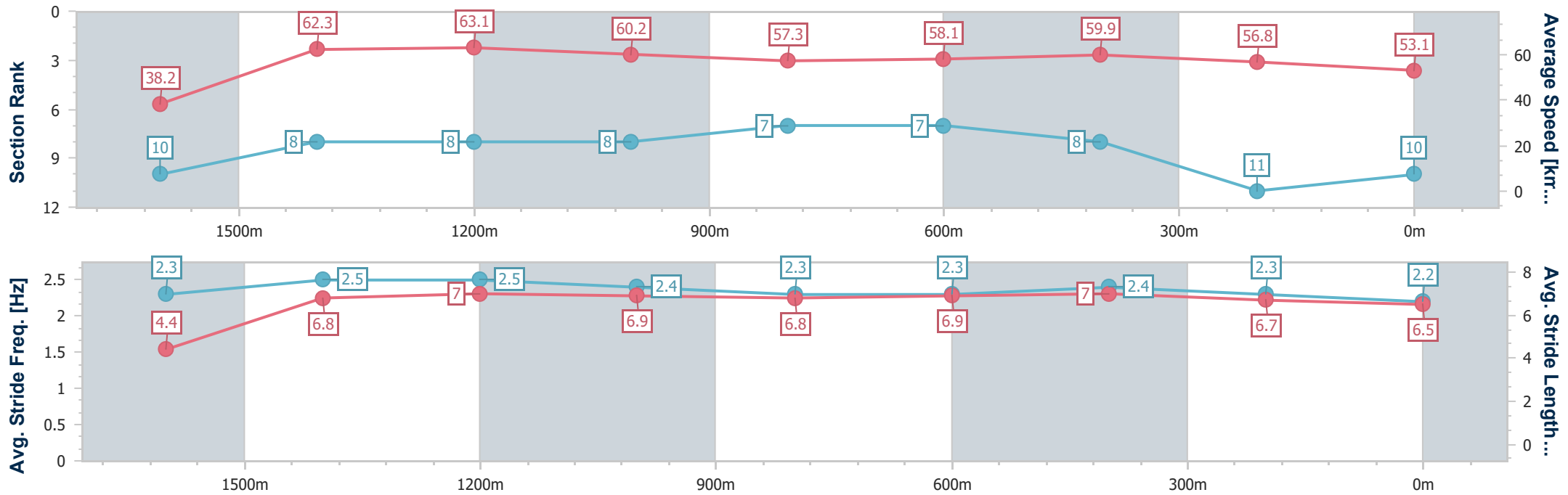
Race 2: GREAT NORTHERN Maiden Handicap - 1700m

19 February 2025 - 14:49



Track Rating: Good 4, Weather: Fine, Rail Position: +9.5m Entire

Section	Overall	1600m	1400m	1200m	1000m	800m	600m	400m	200m
Section Times	1:47.22 [10] (0:09.46)	1:37.76 [10] (0:11.57)	1:26.19 [8] (0:11.31)	1:14.88 [8] (0:11.93)	1:02.95 [8] (0:12.51)	0:50.44 [7] (0:12.27)	0:38.17 [7] (0:11.93)	0:26.24 [8] (0:12.65)	0:13.59 [11] (0:13.59)
Average Speed [km/h]	38.2	62.3	63.1	60.2	57.3	58.1	59.9	56.8	53.1
Top Speed [km/h]	58.9	63.5	64.8	61.7	58.1	59.0	60.8	60.8	54.7
Avg. Dist. to Rail [m]	2.2	1.4	1.5	1.1	1.2	2.1	2.0	0.6	2.1
Avg. Stride Freq. [Hz]	2.3	2.5	2.5	2.4	2.3	2.3	2.4	2.3	2.2
Avg. Stride Length [m]	4.4	6.8	7.0	6.9	6.8	6.9	7.0	6.7	6.5



- [ ] Ranking at each section and finish
- .-.- No data available at this section
- NA No data available



Horse/Jockey Name	Want To Be Proud
Final Rank	11
Fastest Section Time (Section)	0:08.84 (Overall)
Top Speed [km/h] (Section)	63.7 (1600m)
Race State	Finished



### Ipswich QLD Professional

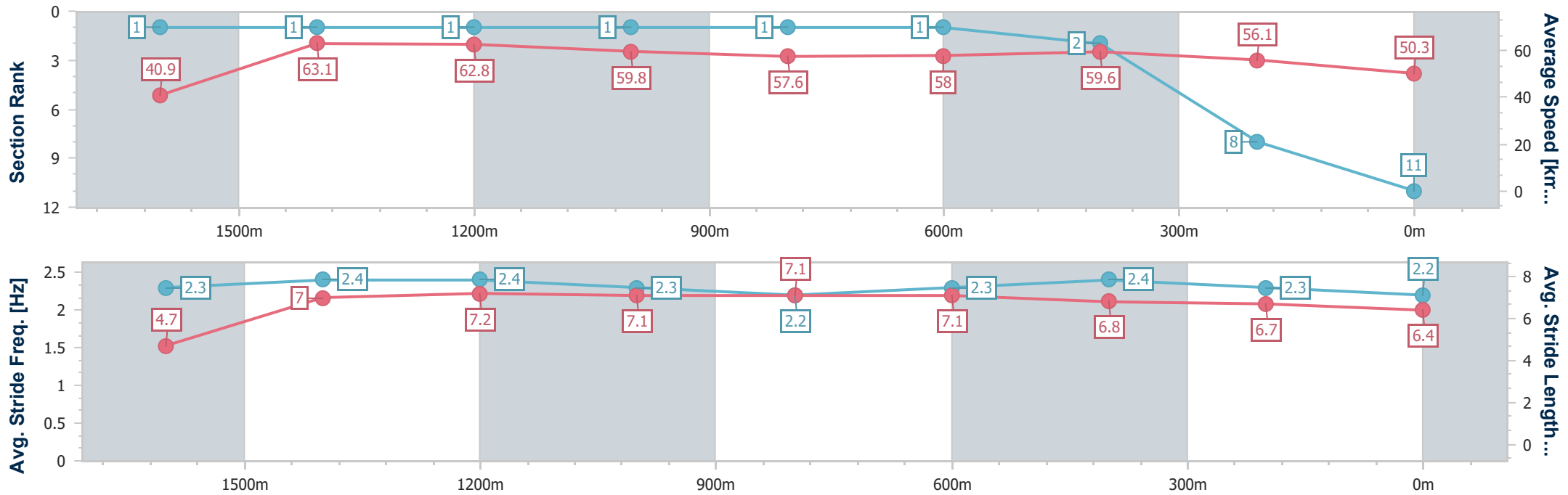
Race 2: GREAT NORTHERN Maiden Handicap - 1700m

19 February 2025 - 14:49



Track Rating: Good 4, Weather: Fine, Rail Position: +9.5m Entire

Section	Overall	1600m	1400m	1200m	1000m	800m	600m	400m	200m
Section Times	1:47.64 [11] (0:08.84)	1:38.80 [1] (0:11.39)	1:27.41 [1] (0:11.37)	1:16.04 [1] (0:12.04)	1:04.00 [1] (0:12.46)	0:51.54 [1] (0:12.43)	0:39.11 [1] (0:11.99)	0:27.12 [2] (0:12.81)	0:14.31 [8] (0:14.31)
Average Speed [km/h]	40.9	63.1	62.8	59.8	57.6	58.0	59.6	56.1	50.3
Top Speed [km/h]	60.9	63.7	63.6	62.2	58.0	58.2	60.9	58.9	53.6
Avg. Dist. to Rail [m]	1.7	1.6	1.5	0.5	0.4	0.6	0.8	0.8	0.2
Avg. Stride Freq. [Hz]	2.3	2.4	2.4	2.3	2.2	2.3	2.4	2.3	2.2
Avg. Stride Length [m]	4.7	7.0	7.2	7.1	7.1	7.1	6.8	6.7	6.4



- [ ] Ranking at each section and finish
- .-.- No data available at this section
- NA No data available

Track Rating: Good 4, Weather: Fine, Rail Position: +9.5m Entire

Section		Overall	1000m	800m	600m	400m	200m	Last 600m					
Field Times		1:03.78 (0:08.60)	0:55.18 (0:10.40)	0:44.78 (0:10.61)	0:34.17 (0:10.92)	0:23.25 (0:11.23)	0:12.02 (0:12.02)	0:34.17					
Rank	TAB Horse/Jockey	Barrier	Top Speed [km/h]	Fastest Section							Margin	Distance Travelled [m]	
1	5 <b>COMMEND</b> Martin Harley	4	70.4	0:08.72	1:03.78 [1] (0:08.72)	0:55.06 [2] (0:10.28)	0:44.78 [1] (0:10.65)	0:34.13 [2] (0:10.89)	0:23.24 [2] (0:11.22)	0:12.02 [1] (0:12.02)	1:03.78	0:34.13	
2	8 <b>WOOSH KA BOOM</b> Angela Jones	6	70.5	0:08.60	1:04.30 [2] (0:08.60)	0:55.70 [1] (0:10.41)	0:45.29 [2] (0:10.60)	0:34.69 [1] (0:10.92)	0:23.77 [1] (0:11.53)	0:12.24 [2] (0:12.24)	3.07L	0:34.69	+3
3	7 <b>MUSIC FEVER</b> Dylan Turner	1	69.0	0:08.75	1:04.48 [3] (0:08.75)	0:55.73 [3] (0:10.48)	0:45.25 [3] (0:10.61)	0:34.64 [3] (0:10.94)	0:23.70 [3] (0:11.56)	0:12.14 [3] (0:12.14)	4.13L	0:34.64	+1
4	9 <b>KONKRETE BLONDE</b> Robbie Dolan	2	69.0	0:08.79	1:05.61 [4] (0:08.79)	0:56.82 [4] (0:10.55)	0:46.27 [4] (0:10.69)	0:35.58 [4] (0:11.10)	0:24.48 [4] (0:11.94)	0:12.54 [4] (0:12.54)	10.78L	0:35.58	+5
5	11 <b>SUZI QUATROSE</b> Adin Thompson	5	68.6	0:09.10	1:05.91 [5] (0:09.10)	0:56.81 [6] (0:10.54)	0:46.27 [6] (0:10.67)	0:35.60 [5] (0:10.95)	0:24.65 [5] (0:12.02)	0:12.63 [5] (0:12.63)	12.54L	0:35.60	-2
6	2 <b>HUSSON'S TREASURE</b> Kyle Wilson-Taylor	3	69.1	0:08.83	1:08.29 [6] (0:08.83)	0:59.46 [5] (0:10.69)	0:48.77 [5] (0:10.86)	0:37.91 [6] (0:11.12)	0:26.79 [6] (0:12.20)	0:14.59 [6] (0:14.59)	26.54L	0:37.91	+3

Scratched: Herecomesantorini (#1), Quarter Red (#3), Winchman (#4), Shaque D'amour (#6), Petite Palace (#10)



Horse/Jockey Name	Commend
Final Rank	1
Fastest Section Time (Section)	0:08.72 (Overall)
Top Speed [km/h] (Section)	70.4 (1000m)
Race State	Finished



### Ipswich QLD Professional

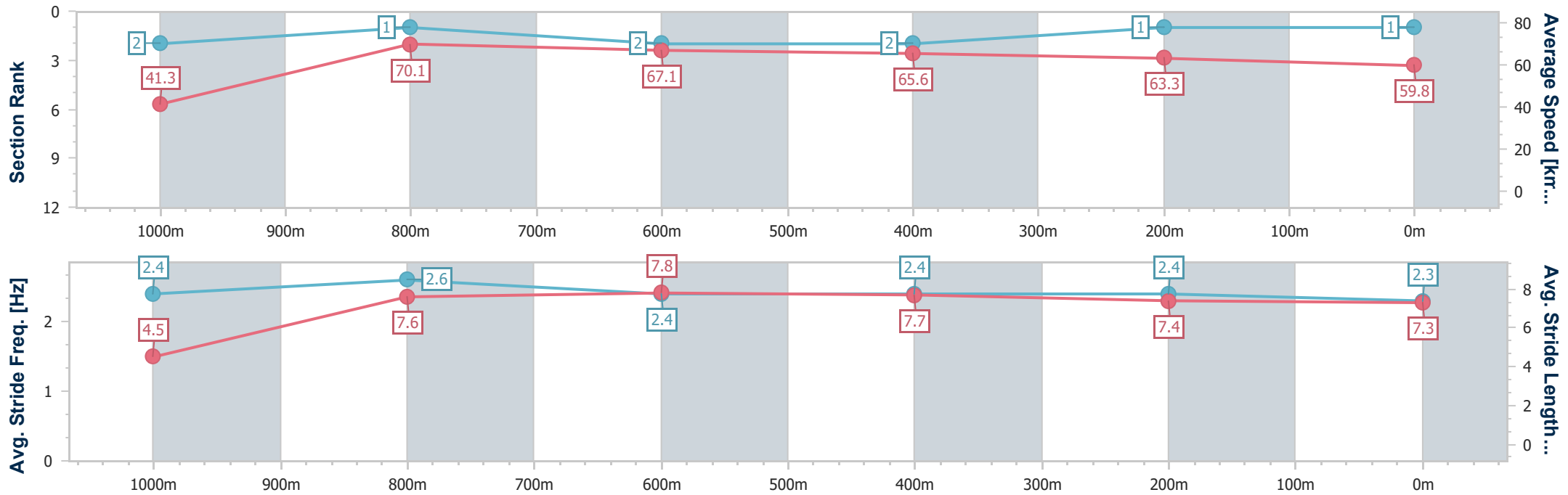
Race 3: TAB Maiden Plate - 1100m

19 February 2025 - 15:24



Track Rating: Good 4, Weather: Fine, Rail Position: +9.5m Entire

Section	Overall	1000m	800m	600m	400m	200m
Section Times	1:03.78 [1] (0:08.72)	0:55.06 [2] (0:10.28)	0:44.78 [1] (0:10.65)	0:34.13 [2] (0:10.89)	0:23.24 [2] (0:11.22)	0:12.02 [1] (0:12.02)
Average Speed [km/h]	41.3	70.1	67.1	65.6	63.3	59.8
Top Speed [km/h]	68.5	70.4	69.0	67.1	64.3	62.5
Avg. Dist. to Rail [m]	4.7	0.6	1.4	2.1	3.1	1.6
Avg. Stride Freq. [Hz]	2.4	2.6	2.4	2.4	2.4	2.3
Avg. Stride Length [m]	4.5	7.6	7.8	7.7	7.4	7.3



- [ ] Ranking at each section and finish
- .-.- No data available at this section
- NA No data available





Horse/Jockey Name	Woosh Ka Boom
Final Rank	2
Fastest Section Time (Section)	0:08.60 (Overall)
Top Speed [km/h] (Section)	70.5 (1000m)
Race State	Finished



### Ipswich QLD Professional

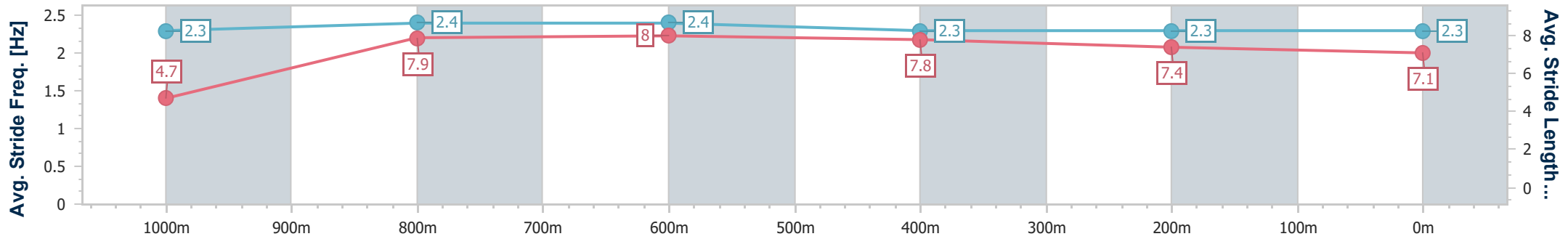
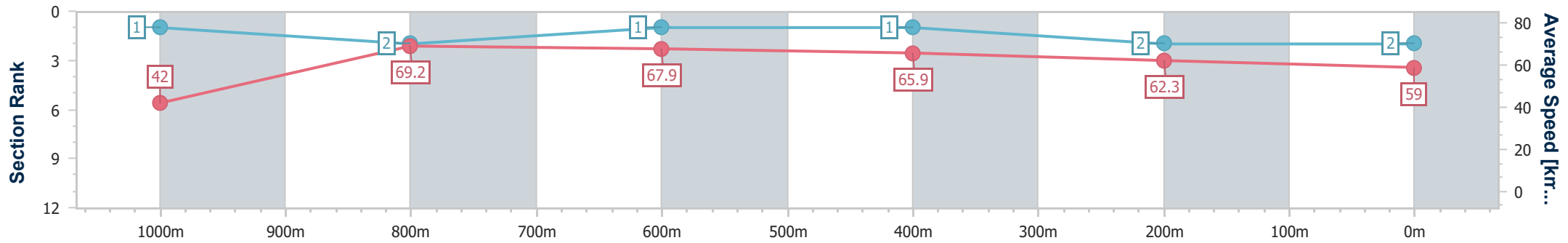
Race 3: TAB Maiden Plate - 1100m

19 February 2025 - 15:24



Track Rating: Good 4, Weather: Fine, Rail Position: +9.5m Entire

Section	Overall	1000m	800m	600m	400m	200m
Section Times	1:04.30 [2] (0:08.60)	0:55.70 [1] (0:10.41)	0:45.29 [2] (0:10.60)	0:34.69 [1] (0:10.92)	0:23.77 [1] (0:11.53)	0:12.24 [2] (0:12.24)
Average Speed [km/h]	42.0	69.2	67.9	65.9	62.3	59.0
Top Speed [km/h]	67.5	70.5	69.3	67.7	64.2	61.8
Avg. Dist. to Rail [m]	6.2	1.0	0.4	0.5	0.3	0.8
Avg. Stride Freq. [Hz]	2.3	2.4	2.4	2.3	2.3	2.3
Avg. Stride Length [m]	4.7	7.9	8.0	7.8	7.4	7.1



- [ ] Ranking at each section and finish
- .-.- No data available at this section
- NA No data available



Horse/Jockey Name	Music Fever
Final Rank	3
Fastest Section Time (Section)	0:08.75 (Overall)
Top Speed [km/h] (Section)	69.0 (1000m)
Race State	Finished



### Ipswich QLD Professional

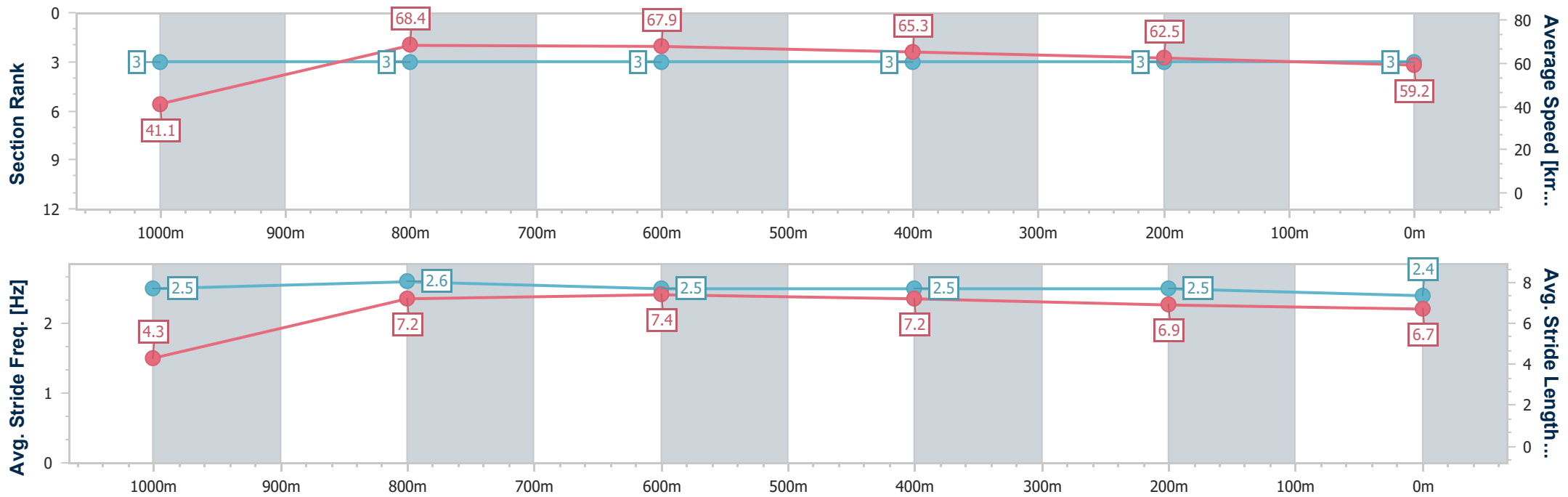
Race 3: TAB Maiden Plate - 1100m

19 February 2025 - 15:24



Track Rating: Good 4, Weather: Fine, Rail Position: +9.5m Entire

Section	Overall	1000m	800m	600m	400m	200m
Section Times	1:04.48 [3] (0:08.75)	0:55.73 [3] (0:10.48)	0:45.25 [3] (0:10.61)	0:34.64 [3] (0:10.94)	0:23.70 [3] (0:11.56)	0:12.14 [3] (0:12.14)
Average Speed [km/h]	41.1	68.4	67.9	65.3	62.5	59.2
Top Speed [km/h]	67.5	69.0	68.6	67.2	63.8	63.0
Avg. Dist. to Rail [m]	2.8	0.5	1.0	1.2	0.7	1.9
Avg. Stride Freq. [Hz]	2.5	2.6	2.5	2.5	2.5	2.4
Avg. Stride Length [m]	4.3	7.2	7.4	7.2	6.9	6.7



- [ ] Ranking at each section and finish
- .-.- No data available at this section
- NA No data available



Horse/Jockey Name	Konkrete Blonde
Final Rank	4
Fastest Section Time (Section)	0:08.79 (Overall)
Top Speed [km/h] (Section)	69.0 (1000m)
Race State	Finished



### Ipswich QLD Professional

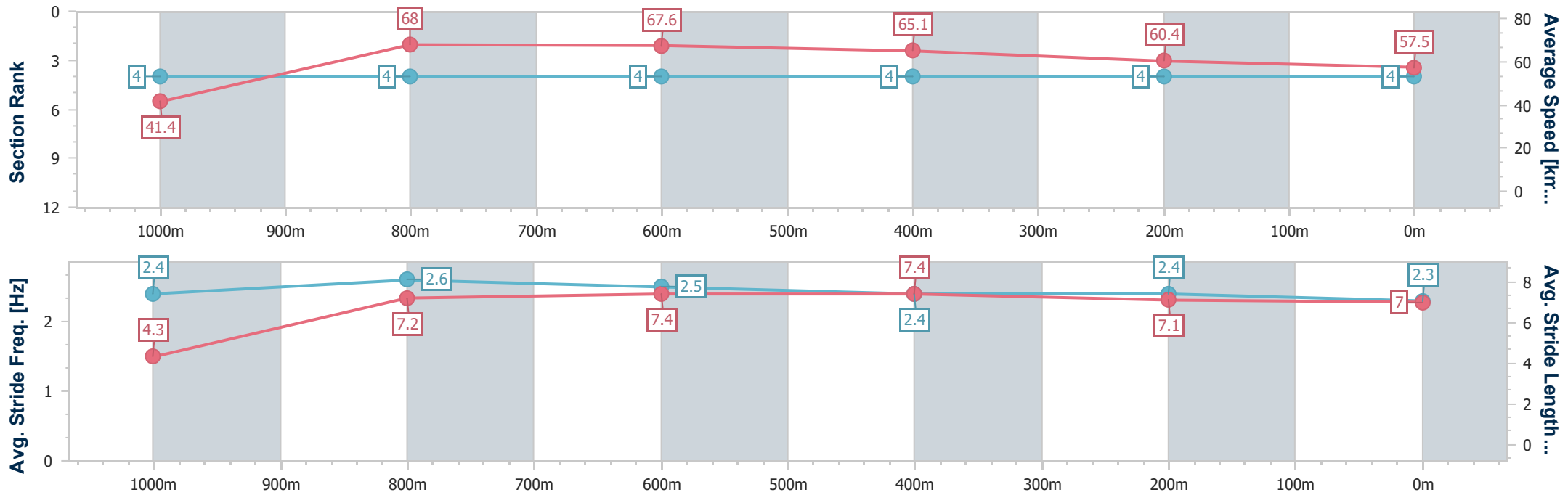
Race 3: TAB Maiden Plate - 1100m

19 February 2025 - 15:24



Track Rating: Good 4, Weather: Fine, Rail Position: +9.5m Entire

Section	Overall	1000m	800m	600m	400m	200m
Section Times	1:05.61 [4] (0:08.79)	0:56.82 [4] (0:10.55)	0:46.27 [4] (0:10.69)	0:35.58 [4] (0:11.10)	0:24.48 [4] (0:11.94)	0:12.54 [4] (0:12.54)
Average Speed [km/h]	41.4	68.0	67.6	65.1	60.4	57.5
Top Speed [km/h]	66.8	69.0	68.1	66.6	63.2	59.3
Avg. Dist. to Rail [m]	3.2	0.6	0.5	1.4	0.3	1.0
Avg. Stride Freq. [Hz]	2.4	2.6	2.5	2.4	2.4	2.3
Avg. Stride Length [m]	4.3	7.2	7.4	7.4	7.1	7.0



- [ ] Ranking at each section and finish
- .-.- No data available at this section
- NA No data available



Horse/Jockey Name	Suzi Quatrose
Final Rank	5
Fastest Section Time (Section)	0:09.10 (Overall)
Top Speed [km/h] (Section)	68.6 (1000m)
Race State	Finished



### Ipswich QLD Professional

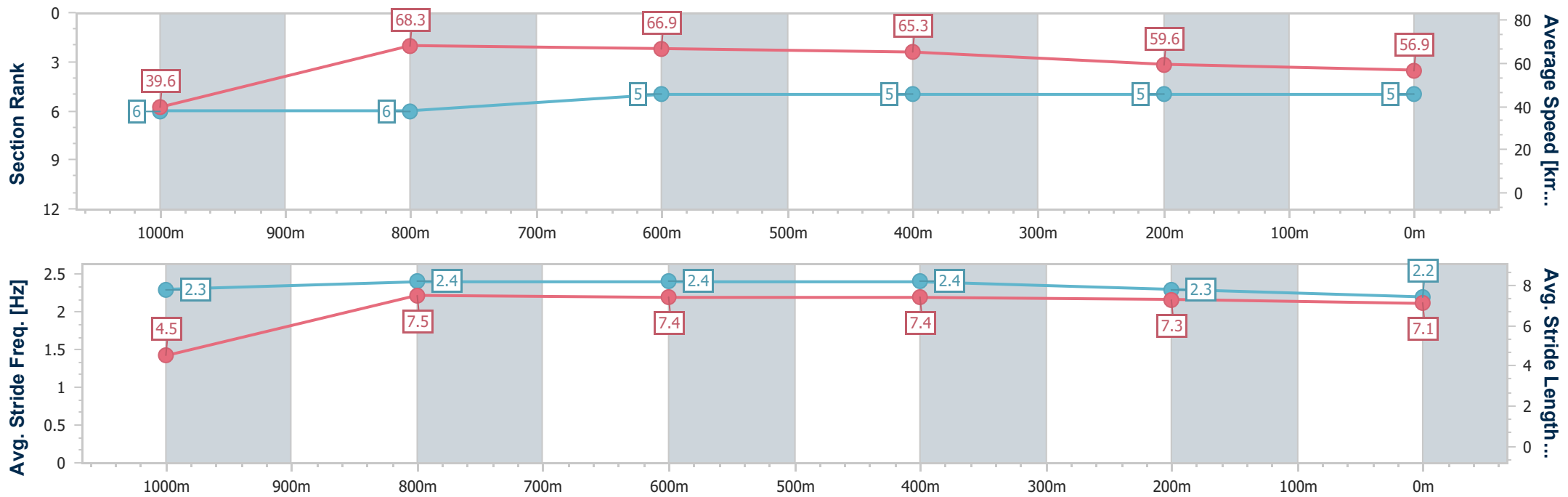
Race 3: TAB Maiden Plate - 1100m

19 February 2025 - 15:24



Track Rating: Good 4, Weather: Fine, Rail Position: +9.5m Entire

Section	Overall	1000m	800m	600m	400m	200m
Section Times	1:05.91 [5] (0:09.10)	0:56.81 [6] (0:10.54)	0:46.27 [6] (0:10.67)	0:35.60 [5] (0:10.95)	0:24.65 [5] (0:12.02)	0:12.63 [5] (0:12.63)
Average Speed [km/h]	39.6	68.3	66.9	65.3	59.6	56.9
Top Speed [km/h]	65.5	68.6	68.2	66.9	62.4	59.3
Avg. Dist. to Rail [m]	4.6	1.0	1.3	1.9	1.8	0.7
Avg. Stride Freq. [Hz]	2.3	2.4	2.4	2.4	2.3	2.2
Avg. Stride Length [m]	4.5	7.5	7.4	7.4	7.3	7.1



- [ ] Ranking at each section and finish
- .-.- No data available at this section
- NA No data available



Horse/Jockey Name	Husson's Treasure
Final Rank	6
Fastest Section Time (Section)	0:08.83 (Overall)
Top Speed [km/h] (Section)	69.1 (1000m)
Race State	Finished



### Ipswich QLD Professional

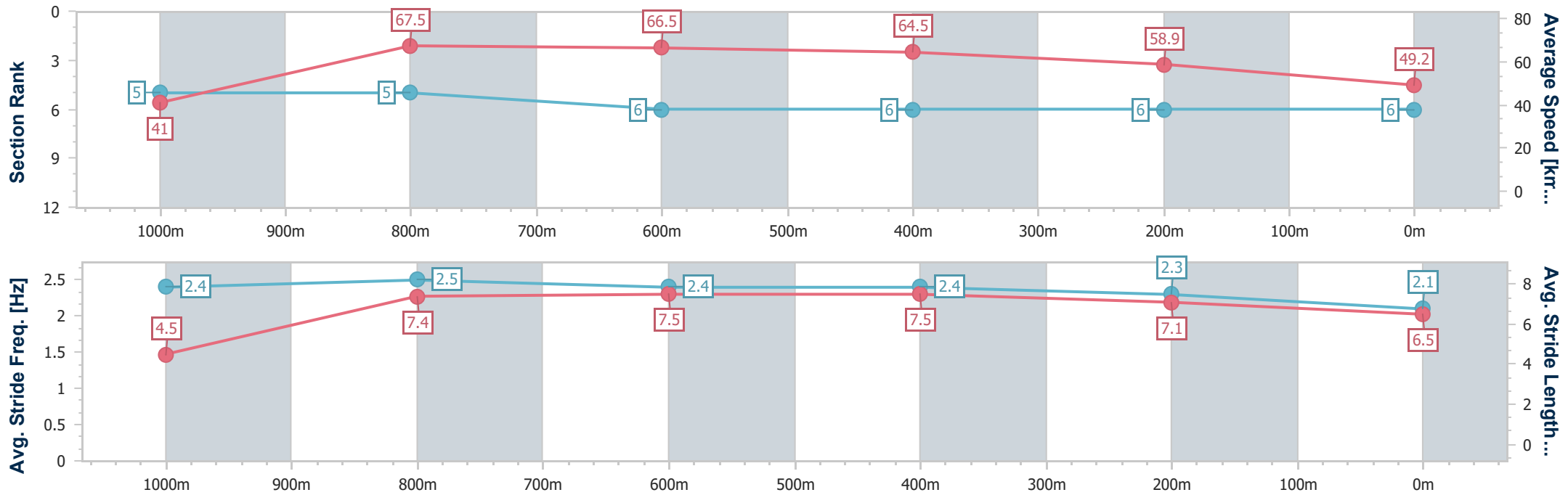
Race 3: TAB Maiden Plate - 1100m

19 February 2025 - 15:24



Track Rating: Good 4, Weather: Fine, Rail Position: +9.5m Entire

Section	Overall	1000m	800m	600m	400m	200m
Section Times	1:08.29 [6] (0:08.83)	0:59.46 [5] (0:10.69)	0:48.77 [5] (0:10.86)	0:37.91 [6] (0:11.12)	0:26.79 [6] (0:12.20)	0:14.59 [6] (0:14.59)
Average Speed [km/h]	41.0	67.5	66.5	64.5	58.9	49.2
Top Speed [km/h]	66.6	69.1	68.6	67.0	62.2	56.6
Avg. Dist. to Rail [m]	4.3	1.4	0.4	0.5	1.8	0.9
Avg. Stride Freq. [Hz]	2.4	2.5	2.4	2.4	2.3	2.1
Avg. Stride Length [m]	4.5	7.4	7.5	7.5	7.1	6.5



- [ ] Ranking at each section and finish
- .-.- No data available at this section
- NA No data available



# Ipswich QLD Professional

## Race 4: GORDON'S GIN BENCHMARK 85 Handicap - 1100m

19 February 2025 - 15:58



Track Rating: Good 4, Weather: Fine, Rail Position: +9.5m Entire

Section		Overall	1000m	800m	600m	400m	200m	Last 600m					
Field Times		1:03.82 (0:08.55)	0:55.27 (0:11.08)	0:44.19 (0:10.94)	0:33.25 (0:10.94)	0:22.31 (0:10.93)	0:11.38 (0:11.38)	0:33.25					
Rank	TAB Horse/Jockey	Barrier	Top Speed [km/h]	Fastest Section							Margin	Distance Travelled [m]	
1	2 LIQUOR Angela Jones	6	67.1 1000m	0:08.55 Overall	1:03.82 [1] (0:08.55)	0:55.27 [1] (0:11.07)	0:44.19 [1] (0:10.94)	0:33.25 [1] (0:10.94)	0:22.31 [1] (0:10.93)	0:11.38 [1] (0:11.38)	1:03.82	0:33.25	
2	8 HEROIC MISS Tahlia Fenlon	4	67.7 400m	0:09.07 Overall	1:03.87 [2] (0:09.07)	0:54.80 [7] (0:11.04)	0:43.76 [7] (0:10.94)	0:32.82 [7] (0:11.04)	0:21.78 [7] (0:10.83)	0:10.95 [7] (0:10.95)	0.27L	0:32.82	-4
3	6 TWO YA GOT Damien Thornton	3	66.8 1000m	0:08.76 Overall	1:03.94 [3] (0:08.76)	0:55.18 [3] (0:10.94)	0:44.24 [4] (0:10.89)	0:33.35 [4] (0:11.09)	0:22.26 [4] (0:11.00)	0:11.26 [2] (0:11.26)	0.69L	0:33.35	-1
4	7 DIVINE OKAY Robbie Dolan	5	67.5 1000m	0:08.83 Overall	1:03.97 [4] (0:08.83)	0:55.14 [4] (0:10.88)	0:44.26 [5] (0:10.90)	0:33.36 [5] (0:11.15)	0:22.21 [5] (0:10.96)	0:11.25 [3] (0:11.25)	0.9L	0:33.36	+4
5	1 HARDWARE LANE Jasper Franklin	1	68.4 1000m	0:08.85 Overall	1:04.17 [5] (0:08.85)	0:55.32 [5] (0:10.79)	0:44.52 [3] (0:10.92)	0:33.60 [2] (0:11.25)	0:22.57 [3] (0:11.15)	0:11.42 [4] (0:11.42)	2.04L	0:33.82	-3
6	5 JACK BE LUCKY Emily Lang	7	69.0 1000m	0:08.69 Overall	1:04.20 [6] (0:08.69)	0:55.51 [2] (0:10.94)	0:44.56 [2] (0:10.94)	0:33.62 [3] (0:11.16)	0:22.68 [2] (0:11.24)	0:11.44 [5] (0:11.44)	2.23L	0:33.84	+2
7	3 KINGSTON'S HERE Cody Collis	2	67.0 1000m	0:08.89 Overall	1:04.22 [7] (0:08.89)	0:55.33 [6] (0:10.93)	0:44.40 [6] (0:10.85)	0:33.55 [6] (0:11.11)	0:22.44 [6] (0:11.04)	0:11.40 [6] (0:11.40)	2.33L	0:33.55	-3

Scratched: Kote (#4)



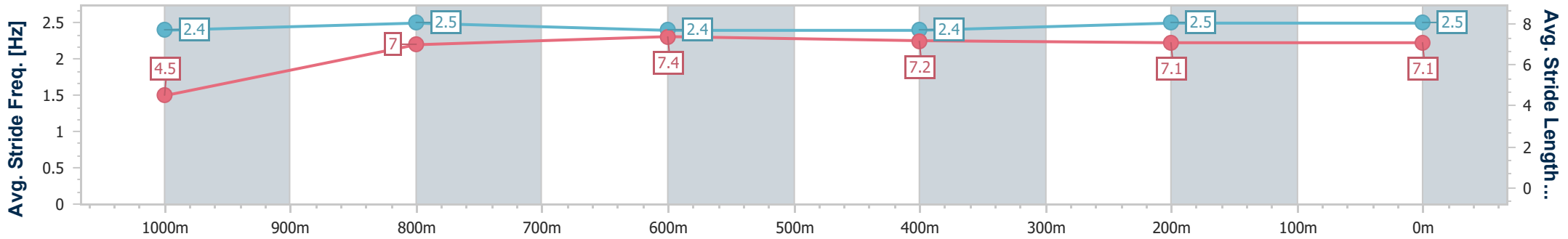
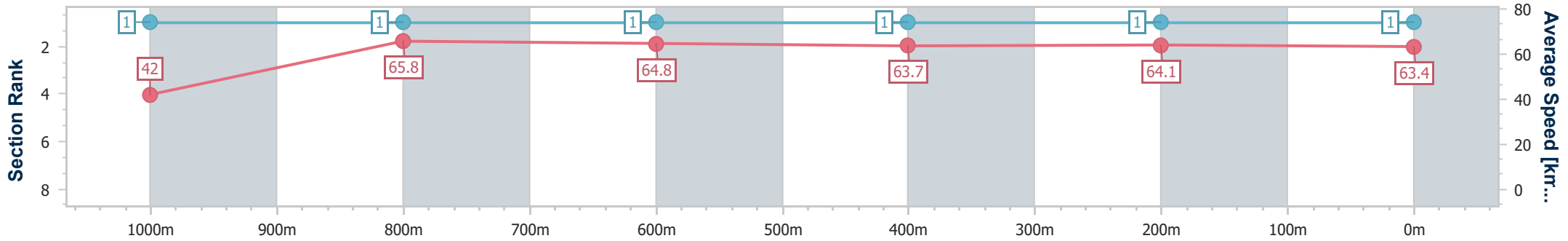
Horse/Jockey Name	Liquor
Final Rank	1
Fastest Section Time (Section)	0:08.55 (Overall)
Top Speed [km/h] (Section)	67.1 (1000m)
Race State	Finished



Ipswich QLD Professional  
 Race 4: GORDON'S GIN BENCHMARK 85 Handicap - 1100m  
 19 February 2025 - 15:58  
 Track Rating: Good 4, Weather: Fine, Rail Position: +9.5m Entire



Section	Overall	1000m	800m	600m	400m	200m
Section Times	1:03.82 [1] (0:08.55)	0:55.27 [1] (0:11.07)	0:44.19 [1] (0:10.94)	0:33.25 [1] (0:10.94)	0:22.31 [1] (0:10.93)	0:11.38 [1] (0:11.38)
Average Speed [km/h]	42.0	65.8	64.8	63.7	64.1	63.4
Top Speed [km/h]	65.2	67.1	66.7	64.9	66.7	66.3
Avg. Dist. to Rail [m]	5.9	1.4	1.9	6.4	8.5	7.1
Avg. Stride Freq. [Hz]	2.4	2.5	2.4	2.4	2.5	2.5
Avg. Stride Length [m]	4.5	7.0	7.4	7.2	7.1	7.1



- [ ] Ranking at each section and finish
- .-.- No data available at this section
- NA No data available



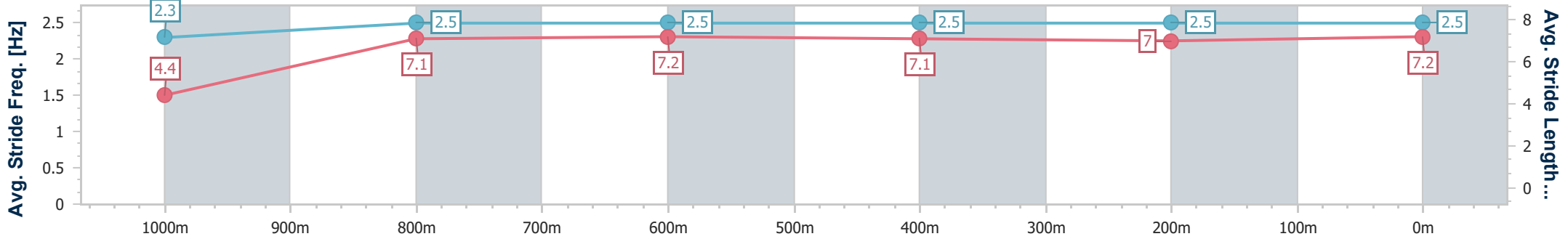
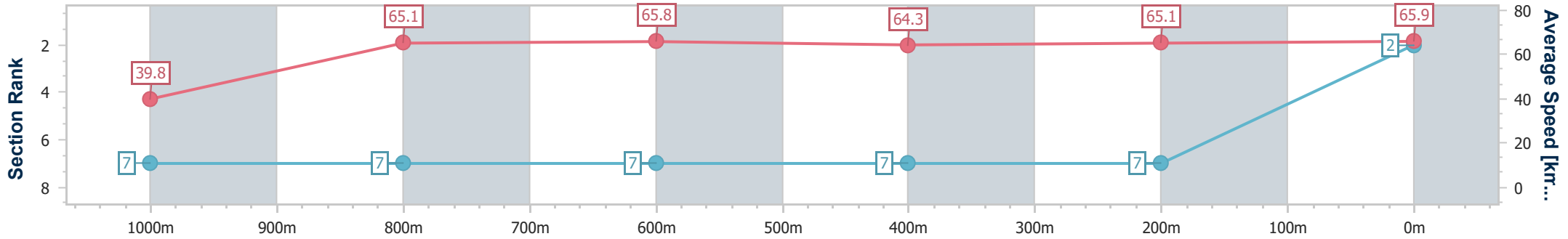
Horse/Jockey Name	Heroic Miss
Final Rank	2
Fastest Section Time (Section)	0:09.07 (Overall)
Top Speed [km/h] (Section)	67.7 (400m)
Race State	Finished



Ipswich QLD Professional  
 Race 4: GORDON'S GIN BENCHMARK 85 Handicap - 1100m  
 19 February 2025 - 15:58  
 Track Rating: Good 4, Weather: Fine, Rail Position: +9.5m Entire



Section	Overall	1000m	800m	600m	400m	200m
Section Times	1:03.87 [2] (0:09.07)	0:54.80 [7] (0:11.04)	0:43.76 [7] (0:10.94)	0:32.82 [7] (0:11.04)	0:21.78 [7] (0:10.83)	0:10.95 [7] (0:10.95)
Average Speed [km/h]	39.8	65.1	65.8	64.3	65.1	65.9
Top Speed [km/h]	62.3	67.2	66.5	66.2	67.7	67.6
Avg. Dist. to Rail [m]	4.8	0.7	1.0	3.1	3.8	0.7
Avg. Stride Freq. [Hz]	2.3	2.5	2.5	2.5	2.5	2.5
Avg. Stride Length [m]	4.4	7.1	7.2	7.1	7.0	7.2



- [ ] Ranking at each section and finish
- .-.- No data available at this section
- NA No data available





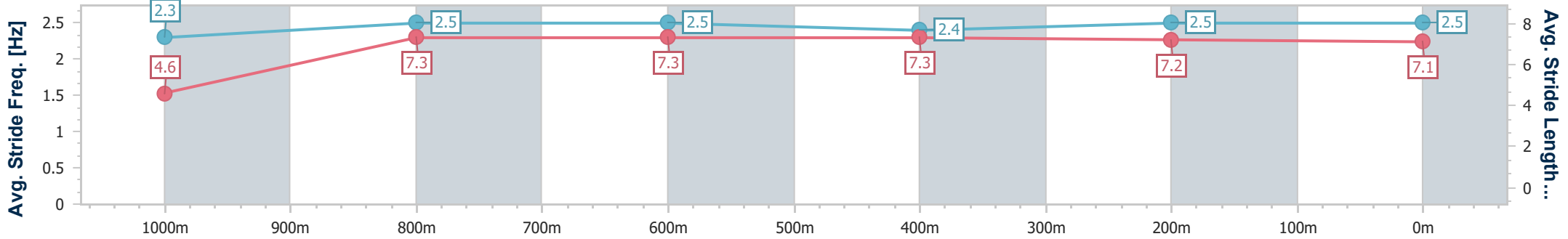
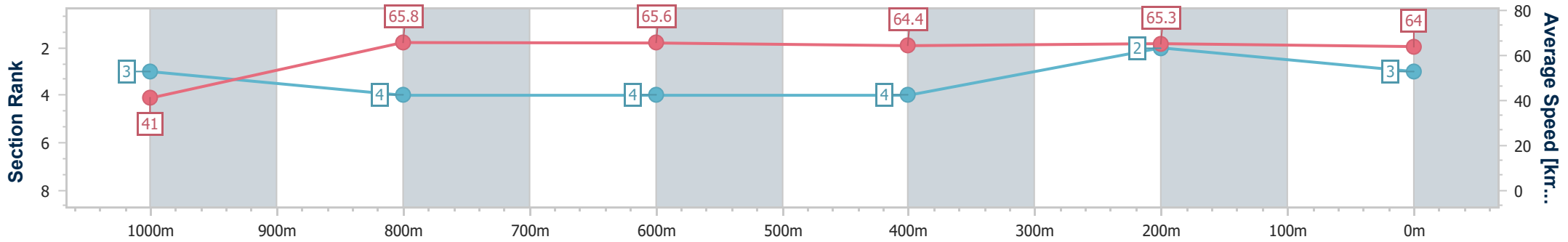
Horse/Jockey Name	Two Ya Got
Final Rank	3
Fastest Section Time (Section)	0:08.76 (Overall)
Top Speed [km/h] (Section)	66.8 (1000m)
Race State	Finished



Ipswich QLD Professional  
 Race 4: GORDON'S GIN BENCHMARK 85 Handicap - 1100m  
 19 February 2025 - 15:58  
 Track Rating: Good 4, Weather: Fine, Rail Position: +9.5m Entire



Section	Overall	1000m	800m	600m	400m	200m
Section Times	1:03.94 [3] (0:08.76)	0:55.18 [3] (0:10.94)	0:44.24 [4] (0:10.89)	0:33.35 [4] (0:11.09)	0:22.26 [4] (0:11.00)	0:11.26 [2]
Average Speed [km/h]	41.0	65.8	65.6	64.4	65.3	64.0
Top Speed [km/h]	65.2	66.8	66.6	65.8	66.6	65.6
Avg. Dist. to Rail [m]	4.7	0.6	1.9	2.0	0.5	1.1
Avg. Stride Freq. [Hz]	2.3	2.5	2.5	2.4	2.5	2.5
Avg. Stride Length [m]	4.6	7.3	7.3	7.3	7.2	7.1



- [ ] Ranking at each section and finish
- .-.- No data available at this section
- NA No data available



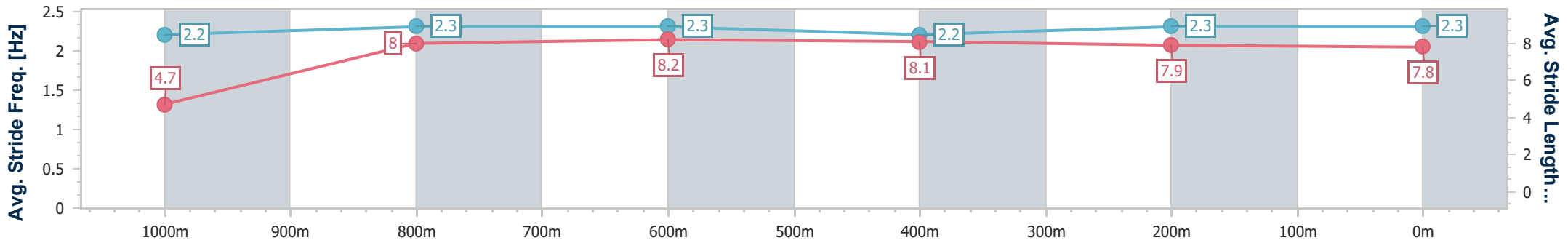
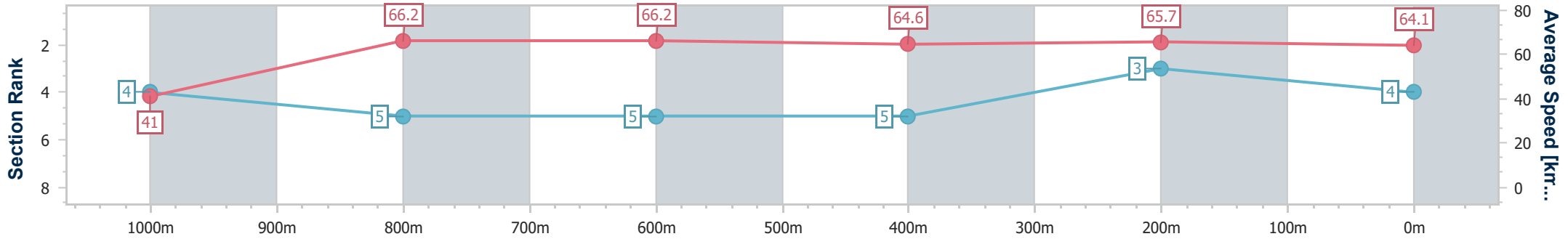
Horse/Jockey Name	Divine Okay
Final Rank	4
Fastest Section Time (Section)	0:08.83 (Overall)
Top Speed [km/h] (Section)	67.5 (1000m)
Race State	Finished



Ipswich QLD Professional  
 Race 4: GORDON'S GIN BENCHMARK 85 Handicap - 1100m  
 19 February 2025 - 15:58  
 Track Rating: Good 4, Weather: Fine, Rail Position: +9.5m Entire



Section	Overall	1000m	800m	600m	400m	200m
Section Times	1:03.97 [4] (0:08.83)	0:55.14 [4] (0:10.88)	0:44.26 [5] (0:10.90)	0:33.36 [5] (0:11.15)	0:22.21 [5] (0:10.96)	0:11.25 [3] (0:11.25)
Average Speed [km/h]	41.0	66.2	66.2	64.6	65.7	64.1
Top Speed [km/h]	64.4	67.5	67.0	65.5	66.9	65.5
Avg. Dist. to Rail [m]	5.6	1.2	0.3	0.5	1.0	2.0
Avg. Stride Freq. [Hz]	2.2	2.3	2.3	2.2	2.3	2.3
Avg. Stride Length [m]	4.7	8.0	8.2	8.1	7.9	7.8



- [ ] Ranking at each section and finish
- .-.- No data available at this section
- NA No data available



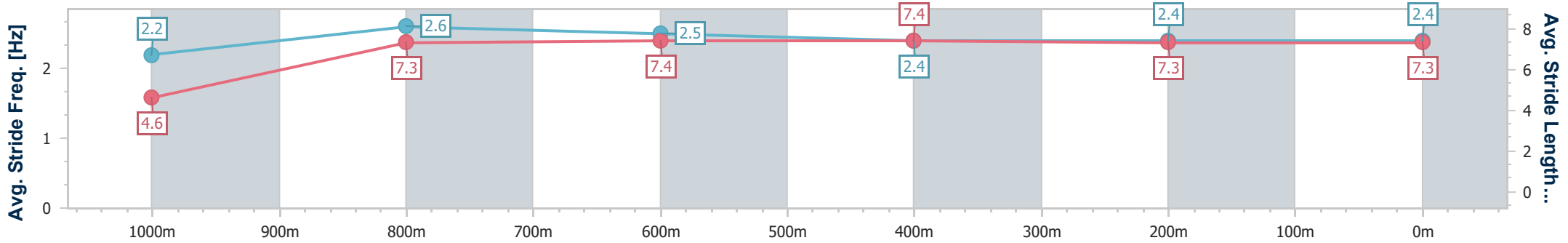
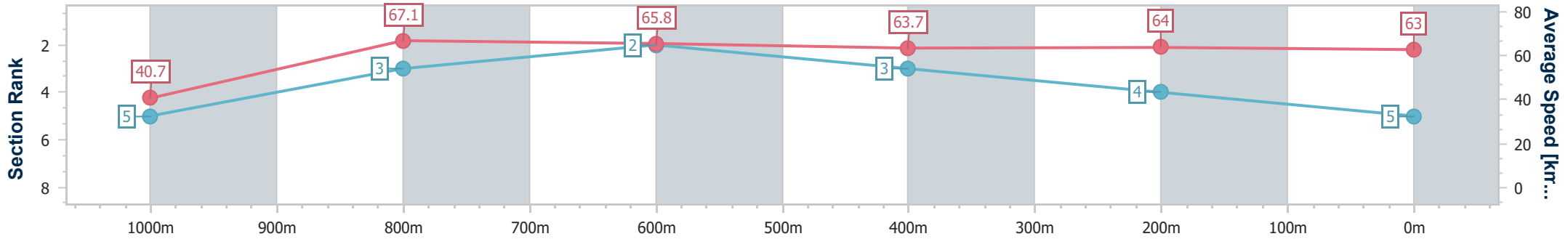
Horse/Jockey Name	Hardware Lane
Final Rank	5
Fastest Section Time (Section)	0:08.85 (Overall)
Top Speed [km/h] (Section)	68.4 (1000m)
Race State	Finished



Ipswich QLD Professional  
 Race 4: GORDON'S GIN BENCHMARK 85 Handicap - 1100m  
 19 February 2025 - 15:58  
 Track Rating: Good 4, Weather: Fine, Rail Position: +9.5m Entire



Section	Overall	1000m	800m	600m	400m	200m
Section Times	1:04.17 [5] (0:08.85)	0:55.32 [5] (0:10.79)	0:44.52 [3] (0:10.92)	0:33.60 [2] (0:11.25)	0:22.57 [3] (0:11.15)	0:11.42 [4] (0:11.42)
Average Speed [km/h]	40.7	67.1	65.8	63.7	64.0	63.0
Top Speed [km/h]	65.7	68.4	67.3	65.0	64.7	63.8
Avg. Dist. to Rail [m]	2.3	2.2	2.2	1.5	1.9	2.3
Avg. Stride Freq. [Hz]	2.2	2.6	2.5	2.4	2.4	2.4
Avg. Stride Length [m]	4.6	7.3	7.4	7.4	7.3	7.3



- [ ] Ranking at each section and finish
- .-.- No data available at this section
- NA No data available



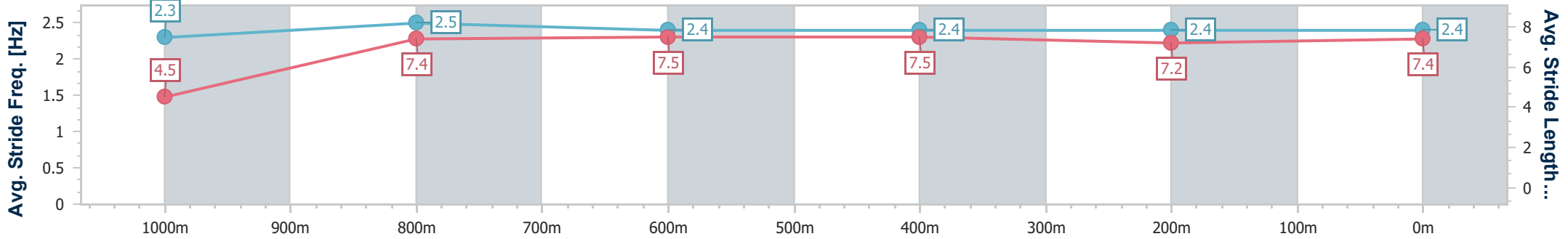
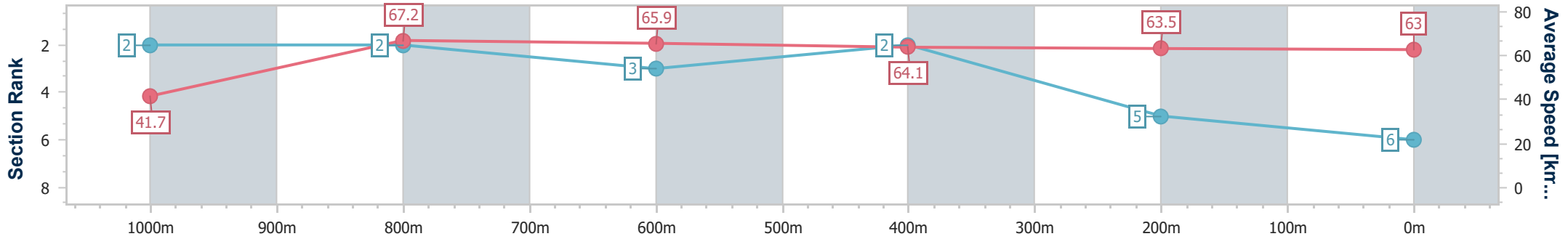
Horse/Jockey Name	Jack Be Lucky
Final Rank	6
Fastest Section Time (Section)	0:08.69 (Overall)
Top Speed [km/h] (Section)	69.0 (1000m)
Race State	Finished



Ipswich QLD Professional  
 Race 4: GORDON'S GIN BENCHMARK 85 Handicap - 1100m  
 19 February 2025 - 15:58  
 Track Rating: Good 4, Weather: Fine, Rail Position: +9.5m Entire



Section	Overall	1000m	800m	600m	400m	200m
Section Times	1:04.20 [6] (0:08.69)	0:55.51 [2] (0:10.94)	0:44.56 [2] (0:10.94)	0:33.62 [3] (0:11.16)	0:22.68 [2] (0:11.24)	0:11.44 [5]
Average Speed [km/h]	41.7	67.2	65.9	64.1	63.5	63.0
Top Speed [km/h]	65.2	69.0	67.3	65.4	65.5	65.1
Avg. Dist. to Rail [m]	7.1	1.7	0.4	1.3	1.1	1.2
Avg. Stride Freq. [Hz]	2.3	2.5	2.4	2.4	2.4	2.4
Avg. Stride Length [m]	4.5	7.4	7.5	7.5	7.2	7.4



- [ ] Ranking at each section and finish
- .-.- No data available at this section
- NA No data available



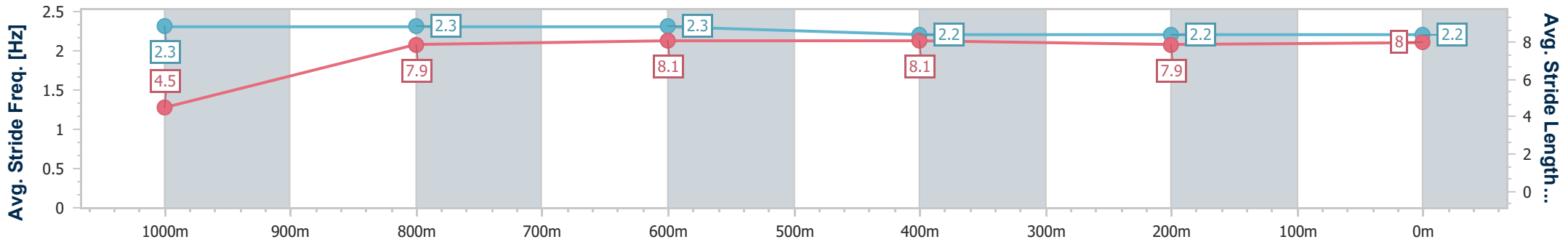
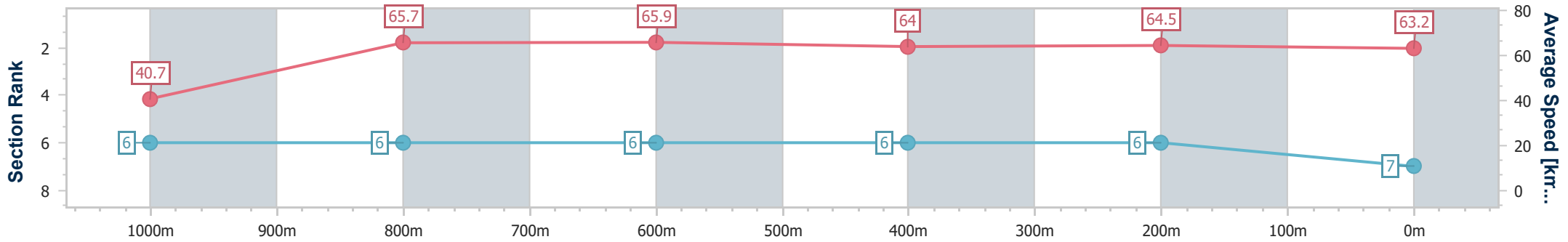
Horse/Jockey Name	Kingston's Here
Final Rank	7
Fastest Section Time (Section)	0:08.89 (Overall)
Top Speed [km/h] (Section)	67.0 (1000m)
Race State	Finished



Ipswich QLD Professional  
 Race 4: GORDON'S GIN BENCHMARK 85 Handicap - 1100m  
 19 February 2025 - 15:58  
 Track Rating: Good 4, Weather: Fine, Rail Position: +9.5m Entire



Section	Overall	1000m	800m	600m	400m	200m
Section Times	1:04.22 [7] (0:08.89)	0:55.33 [6] (0:10.93)	0:44.40 [6] (0:10.85)	0:33.55 [6] (0:11.11)	0:22.44 [6] (0:11.04)	0:11.40 [6] (0:11.40)
Average Speed [km/h]	40.7	65.7	65.9	64.0	64.5	63.2
Top Speed [km/h]	64.0	67.0	66.9	65.0	65.8	65.2
Avg. Dist. to Rail [m]	2.9	0.6	2.0	3.0	2.3	0.4
Avg. Stride Freq. [Hz]	2.3	2.3	2.3	2.2	2.2	2.2
Avg. Stride Length [m]	4.5	7.9	8.1	8.1	7.9	8.0



- [ ] Ranking at each section and finish
- .-.- No data available at this section
- NA No data available

# Ipswich QLD Professional

## Race 5: LEMSECCO Class 4 Plate - 1100m

19 February 2025 - 16:33

Track Rating: Good 4, Weather: Fine, Rail Position: +9.5m Entire

Section												Last 600m		
Field Times		Overall	1000m	800m	600m	400m	200m						0:33.21	
		1:03.48 (0:08.70)	0:54.78 (0:10.74)	0:44.04 (0:10.83)	0:33.21 (0:10.97)	0:22.24 (0:10.92)	0:11.32 (0:11.32)							
Rank	TAB	Horse/Jockey	Barrier	Top Speed [km/h]	Fastest Section							Margin	Distance Travelled [m]	
1	8	<b>PARTY SPIRIT</b> Emily Lang	2	68.4 1000m	0:08.70 Overall	1:03.48 [1] (0:08.70)	0:54.78 [1] (0:10.74)	0:44.04 [1] (0:10.83)	0:33.21 [1] (0:10.97)	0:22.24 [1] (0:11.01)	0:11.23 [2] (0:11.23)	1:03.48	0:33.21	
2	4	<b>ACTION KING</b> Cody Collis	5	69.5 1000m	0:08.80 Overall	1:03.49 [2] (0:08.80)	0:54.69 [2] (0:10.67)	0:44.02 [2] (0:10.82)	0:33.20 [2] (0:10.97)	0:22.23 [2] (0:10.90)	0:11.33 [1] (0:11.33)	0.09L	0:33.20	+0
3	7	<b>FORTUNEER</b> Nikita Beriman	3	68.1 800m	0:08.93 Overall	1:04.16 [3] (0:08.93)	0:55.23 [6] (0:10.93)	0:44.30 [6] (0:10.80)	0:33.50 [6] (0:10.94)	0:22.56 [5] (0:11.04)	0:11.52 [3] (0:11.52)	4.03L	0:33.50	+2
4	6	<b>HERMANITA</b> Tahlia Fenlon	6	68.7 1000m	0:08.88 Overall	1:04.40 [4] (0:08.88)	0:55.52 [3] (0:10.79)	0:44.73 [3] (0:10.81)	0:33.92 [3] (0:10.96)	0:22.96 [3] (0:11.23)	0:11.73 [4] (0:11.73)	5.4L	0:33.92	+2
5	2	<b>SHALAMAN</b> Jaden Lloyd	4	67.9 1000m	0:08.89 Overall	1:04.51 [5] (0:08.89)	0:55.62 [4] (0:10.82)	0:44.80 [5] (0:10.83)	0:33.97 [5] (0:11.01)	0:22.96 [4] (0:11.21)	0:11.75 [5] (0:11.75)	6.09L	0:33.97	-2
6	5	<b>ELECTRIC ARROW</b> Georgina Cartwright	1	67.8 1000m	0:08.93 Overall	1:05.09 [6] (0:08.93)	0:56.16 [5] (0:10.76)	0:45.40 [4] (0:10.80)	0:34.60 [4] (0:11.15)	0:23.45 [6] (0:11.46)	0:11.99 [6] (0:11.99)	9.46L	0:34.60	-2

Scratched: Russian Mint (#1), Shot Of Whiskey (#3), The Gambling Greek (#9)



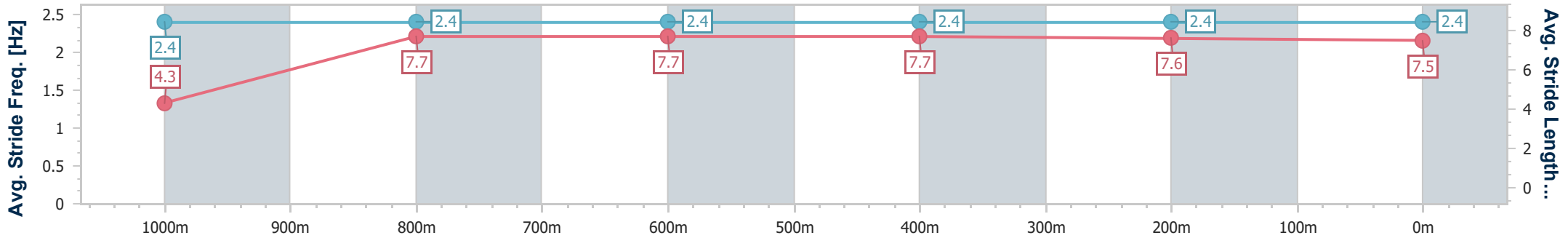
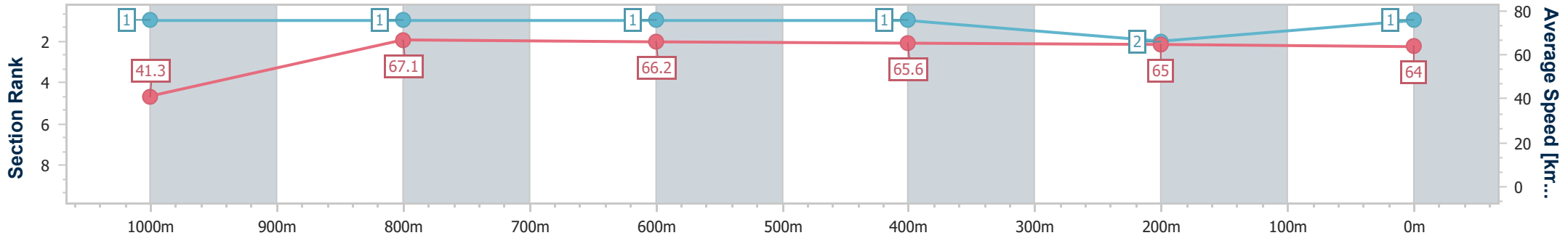
Horse/Jockey Name	Party Spirit
Final Rank	1
Fastest Section Time (Section)	0:08.70 (Overall)
Top Speed [km/h] (Section)	68.4 (1000m)
Race State	Finished



Ipswich QLD Professional  
 Race 5: LEMSECCO Class 4 Plate - 1100m  
 19 February 2025 - 16:33  
 Track Rating: Good 4, Weather: Fine, Rail Position: +9.5m Entire



Section	Overall	1000m	800m	600m	400m	200m
Section Times	1:03.48 [1] (0:08.70)	0:54.78 [1] (0:10.74)	0:44.04 [1] (0:10.83)	0:33.21 [1] (0:10.97)	0:22.24 [1] (0:11.01)	0:11.23 [2] (0:11.23)
Average Speed [km/h]	41.3	67.1	66.2	65.6	65.0	64.0
Top Speed [km/h]	65.1	68.4	67.3	66.1	66.0	66.1
Avg. Dist. to Rail [m]	4.3	0.5	0.5	0.5	1.2	1.2
Avg. Stride Freq. [Hz]	2.4	2.4	2.4	2.4	2.4	2.4
Avg. Stride Length [m]	4.3	7.7	7.7	7.7	7.6	7.5



- [ ] Ranking at each section and finish
- .-.- No data available at this section
- NA No data available



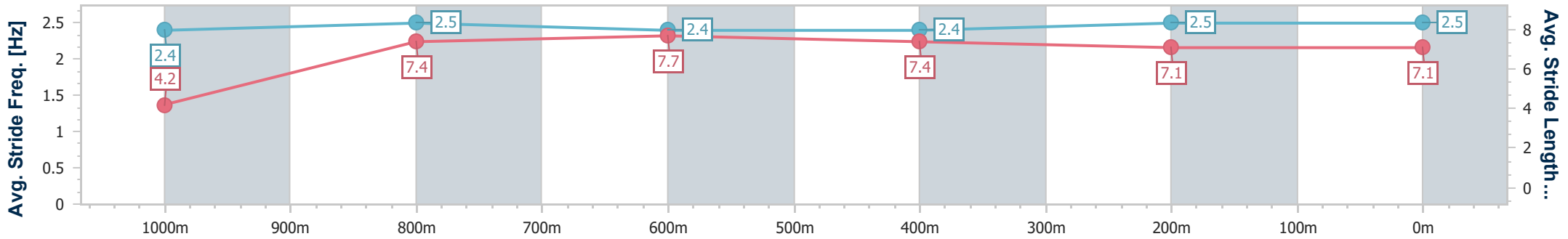
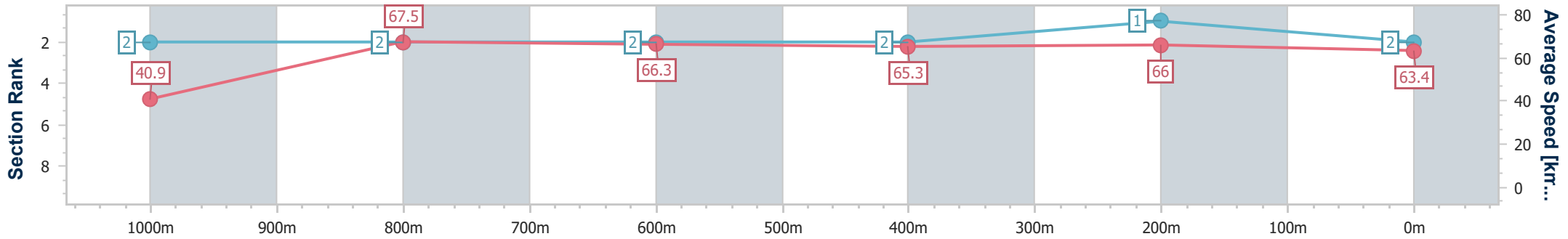
Horse/Jockey Name	Action King
Final Rank	2
Fastest Section Time (Section)	0:08.80 (Overall)
Top Speed [km/h] (Section)	69.5 (1000m)
Race State	Finished



Ipswich QLD Professional  
 Race 5: LEMSECCO Class 4 Plate - 1100m  
 19 February 2025 - 16:33  
 Track Rating: Good 4, Weather: Fine, Rail Position: +9.5m Entire



Section	Overall	1000m	800m	600m	400m	200m
Section Times	1:03.49 [2] (0:08.80)	0:54.69 [2] (0:10.67)	0:44.02 [2] (0:10.82)	0:33.20 [2] (0:10.97)	0:22.23 [2] (0:10.90)	0:11.33 [1] (0:11.33)
Average Speed [km/h]	40.9	67.5	66.3	65.3	66.0	63.4
Top Speed [km/h]	65.2	69.5	67.3	66.9	66.4	65.7
Avg. Dist. to Rail [m]	5.9	1.6	0.8	1.0	0.4	0.3
Avg. Stride Freq. [Hz]	2.4	2.5	2.4	2.4	2.5	2.5
Avg. Stride Length [m]	4.2	7.4	7.7	7.4	7.1	7.1



- [ ] Ranking at each section and finish
- .-.- No data available at this section
- NA No data available





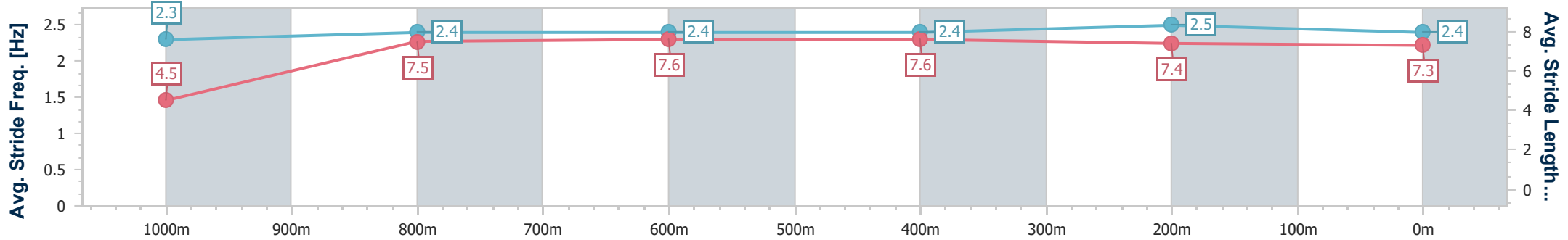
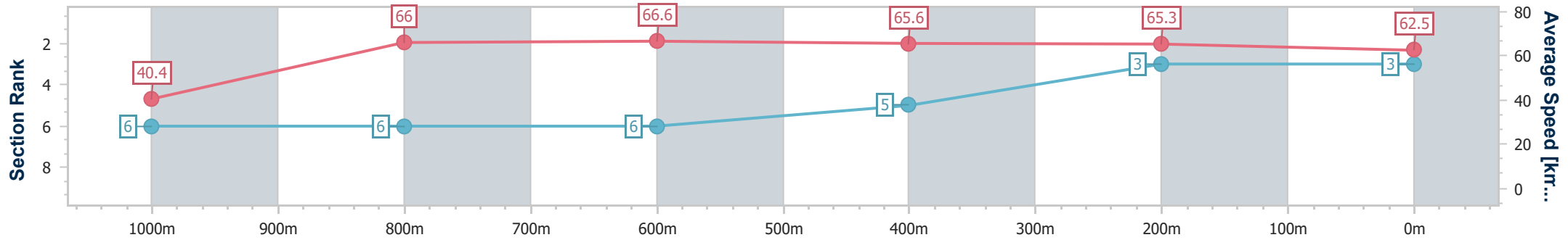
Horse/Jockey Name	Fortuneer
Final Rank	3
Fastest Section Time (Section)	0:08.93 (Overall)
Top Speed [km/h] (Section)	68.1 (800m)
Race State	Finished



Ipswich QLD Professional  
 Race 5: LEMSECCO Class 4 Plate - 1100m  
 19 February 2025 - 16:33  
 Track Rating: Good 4, Weather: Fine, Rail Position: +9.5m Entire



Section	Overall	1000m	800m	600m	400m	200m
Section Times	1:04.16 [3] (0:08.93)	0:55.23 [6] (0:10.93)	0:44.30 [6] (0:10.80)	0:33.50 [6] (0:10.94)	0:22.56 [5] (0:11.04)	0:11.52 [3] (0:11.52)
Average Speed [km/h]	40.4	66.0	66.6	65.6	65.3	62.5
Top Speed [km/h]	64.9	67.6	68.1	66.5	66.0	65.3
Avg. Dist. to Rail [m]	4.5	0.8	0.7	0.4	1.1	1.0
Avg. Stride Freq. [Hz]	2.3	2.4	2.4	2.4	2.5	2.4
Avg. Stride Length [m]	4.5	7.5	7.6	7.6	7.4	7.3



- [ ] Ranking at each section and finish
- .-.- No data available at this section
- NA No data available



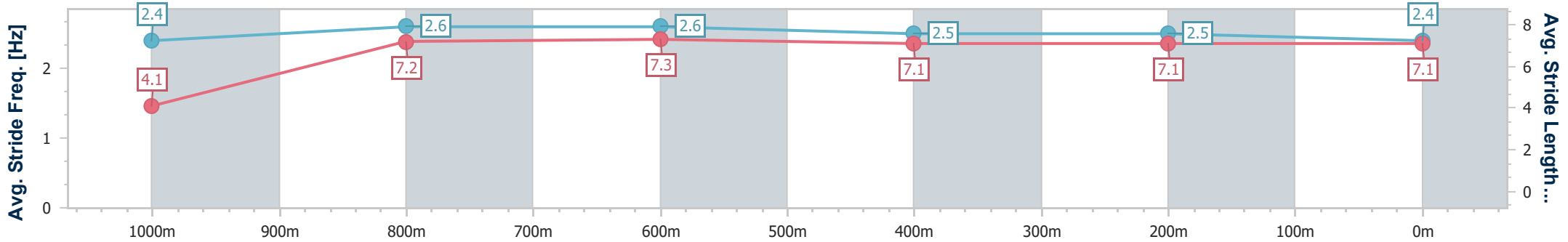
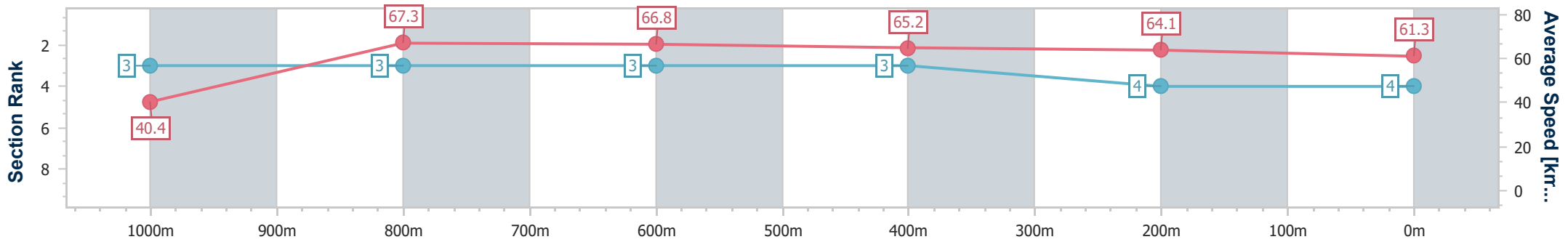
Horse/Jockey Name	Hermanita
Final Rank	4
Fastest Section Time (Section)	0:08.88 (Overall)
Top Speed [km/h] (Section)	68.7 (1000m)
Race State	Finished



Ipswich QLD Professional  
 Race 5: LEMSECCO Class 4 Plate - 1100m  
 19 February 2025 - 16:33  
 Track Rating: Good 4, Weather: Fine, Rail Position: +9.5m Entire



Section	Overall	1000m	800m	600m	400m	200m
Section Times	1:04.40 [4] (0:08.88)	0:55.52 [3] (0:10.79)	0:44.73 [3] (0:10.81)	0:33.92 [3] (0:10.96)	0:22.96 [3] (0:11.23)	0:11.73 [4] (0:11.73)
Average Speed [km/h]	40.4	67.3	66.8	65.2	64.1	61.3
Top Speed [km/h]	64.4	68.7	67.9	66.3	64.9	62.8
Avg. Dist. to Rail [m]	8.1	3.2	0.6	0.9	0.7	0.2
Avg. Stride Freq. [Hz]	2.4	2.6	2.6	2.5	2.5	2.4
Avg. Stride Length [m]	4.1	7.2	7.3	7.1	7.1	7.1



- [ ] Ranking at each section and finish
- .-.- No data available at this section
- NA No data available



Horse/Jockey Name	Shalaman
Final Rank	5
Fastest Section Time (Section)	0:08.89 (Overall)
Top Speed [km/h] (Section)	67.9 (1000m)
Race State	Finished



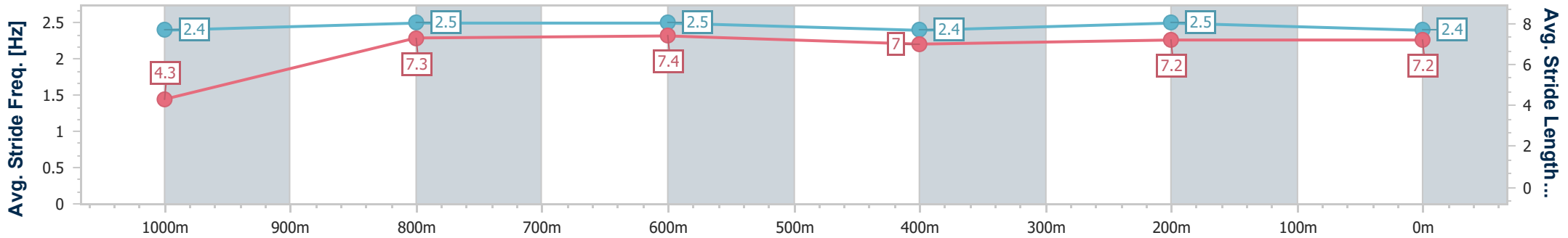
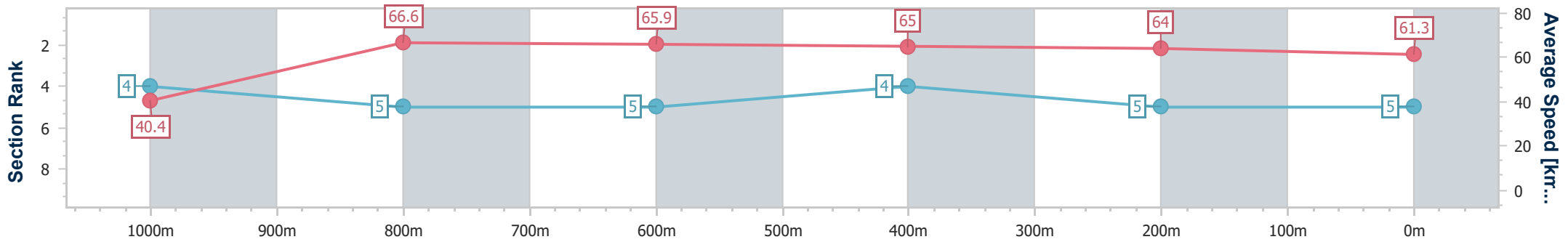
Ipswich QLD Professional  
Race 5: LEMSECCO Class 4 Plate - 1100m



19 February 2025 - 16:33

Track Rating: Good 4, Weather: Fine, Rail Position: +9.5m Entire

Section	Overall	1000m	800m	600m	400m	200m
Section Times	1:04.51 [5] (0:08.89)	0:55.62 [4] (0:10.82)	0:44.80 [5] (0:10.83)	0:33.97 [5] (0:11.01)	0:22.96 [4] (0:11.21)	0:11.75 [5] (0:11.75)
Average Speed [km/h]	40.4	66.6	65.9	65.0	64.0	61.3
Top Speed [km/h]	66.1	67.9	66.7	65.5	64.9	63.9
Avg. Dist. to Rail [m]	5.0	0.9	1.3	1.9	1.0	1.7
Avg. Stride Freq. [Hz]	2.4	2.5	2.5	2.4	2.5	2.4
Avg. Stride Length [m]	4.3	7.3	7.4	7.0	7.2	7.2



- [ ] Ranking at each section and finish
- .-.- No data available at this section
- NA No data available



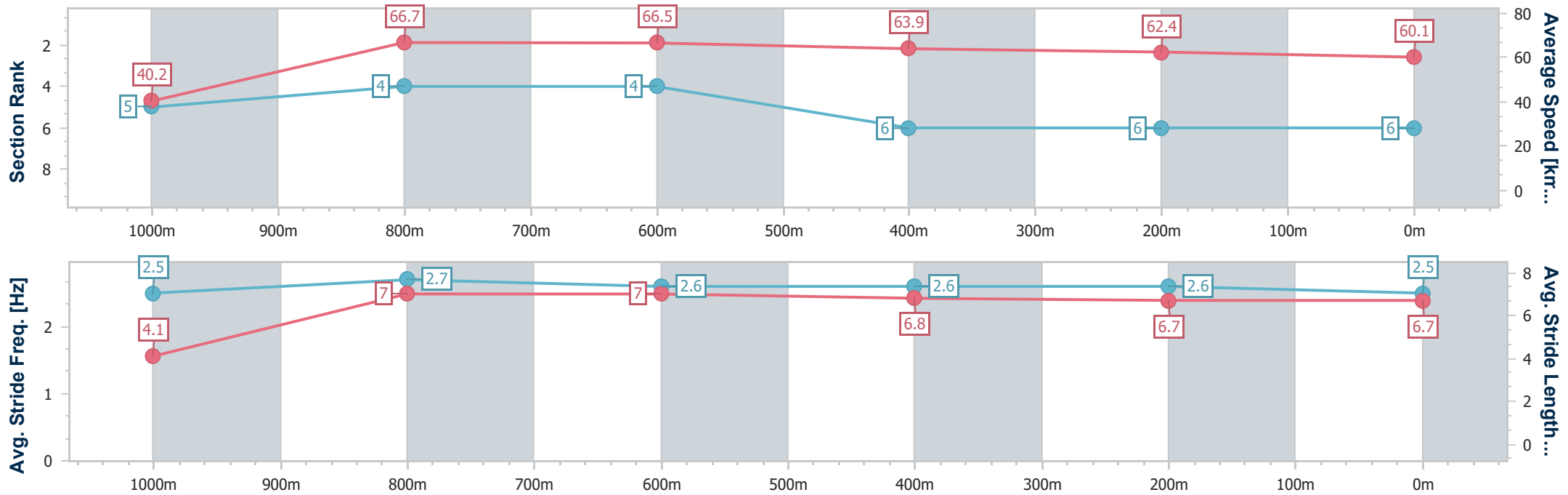
Horse/Jockey Name	Electric Arrow
Final Rank	6
Fastest Section Time (Section)	0:08.93 (Overall)
Top Speed [km/h] (Section)	67.8 (1000m)
Race State	Finished



Ipswich QLD Professional  
 Race 5: LEMSECCO Class 4 Plate - 1100m  
 19 February 2025 - 16:33  
 Track Rating: Good 4, Weather: Fine, Rail Position: +9.5m Entire



Section	Overall	1000m	800m	600m	400m	200m
Section Times	1:05.09 [6] (0:08.93)	0:56.16 [5] (0:10.76)	0:45.40 [4] (0:10.80)	0:34.60 [4] (0:11.15)	0:23.45 [6] (0:11.46)	0:11.99 [6] (0:11.99)
Average Speed [km/h]	40.2	66.7	66.5	63.9	62.4	60.1
Top Speed [km/h]	64.1	67.8	67.5	64.8	63.1	62.2
Avg. Dist. to Rail [m]	2.4	0.9	1.1	1.7	1.6	1.6
Avg. Stride Freq. [Hz]	2.5	2.7	2.6	2.6	2.6	2.5
Avg. Stride Length [m]	4.1	7.0	7.0	6.8	6.7	6.7



- [ ] Ranking at each section and finish
- .-.- No data available at this section
- NA No data available

Track Rating: Good 4, Weather: Fine, Rail Position: +9.5m Entire

Section		Overall	1600m	1400m	1200m	1000m	800m	600m	Last 600m				
Field Times		1:44.07 (0:08.83)	1:35.24 (0:11.75)	1:23.49 (0:12.06)	1:11.43 (0:12.46)	0:58.97 (0:12.40)	0:46.57 (0:11.83)	0:34.74 (0:11.30)	0:34.74				
Rank	TAB Horse/Jockey	Barrier	Top Speed [km/h]	Fastest Section									Distance Travelled [m]
1	3 TYNDRUM GOLD Kyle Wilson-Taylor	3	64.8 600m	0:09.03 Overall	1:44.07 [1] (0:09.03)	1:35.04 [2] (0:11.93)	1:23.11 [3] (0:11.96)	1:11.15 [3] (0:12.52)	0:58.63 [3] (0:12.36)	0:46.27 [3] (0:11.81)	0:34.46 [4] (0:11.31)	0:34.46	
2	7 THESECONDATPORTSEA Damien Thornton	1	64.8 600m	0:09.16 Overall	1:44.35 [2] (0:09.16)	1:35.19 [6] (0:11.98)	1:23.21 [5] (0:12.14)	1:11.07 [5] (0:12.47)	0:58.60 [5] (0:12.38)	0:46.22 [5] (0:11.73)	0:34.49 [5] (0:11.29)	0:34.49	+2
3	2 TAVISTORM Cody Collis	4	64.8 600m	0:09.52 Overall	1:44.43 [3] (0:09.52)	1:34.91 [8] (0:12.03)	1:22.88 [7] (0:11.98)	1:10.90 [7] (0:12.54)	0:58.36 [7] (0:12.31)	0:46.05 [7] (0:11.60)	0:34.45 [6] (0:11.23)	0:34.45	-2
4	1 BEAN FOGGY Angela Jones	9	64.2 600m	0:09.06 Overall	1:44.45 [4] (0:09.06)	1:35.39 [4] (0:11.95)	1:23.44 [4] (0:12.04)	1:11.40 [4] (0:12.50)	0:58.90 [4] (0:12.27)	0:46.63 [4] (0:11.54)	0:35.09 [2] (0:11.42)	0:35.09	+1
5	5 NIGHTSTICK Jake Bayliss	7	64.9 600m	0:09.03 Overall	1:44.51 [5] (0:09.03)	1:35.48 [3] (0:11.70)	1:23.78 [2] (0:12.07)	1:11.71 [2] (0:12.49)	0:59.22 [2] (0:12.40)	0:46.82 [2] (0:11.68)	0:35.14 [3] (0:11.26)	0:35.14	-2
6	6 OUTBURST Emily Lang	8	64.5 600m	0:09.85 Overall	1:44.59 [6] (0:09.85)	1:34.74 [9] (0:12.18)	1:22.56 [9] (0:11.91)	1:10.65 [9] (0:12.55)	0:58.10 [9] (0:12.27)	0:45.83 [9] (0:11.63)	0:34.20 [9] (0:11.23)	0:34.20	+0
7	4 THE HUNGARIAN Boris Thornton	5	64.7 600m	0:09.39 Overall	1:45.16 [7] (0:09.39)	1:35.77 [7] (0:12.19)	1:23.58 [8] (0:12.05)	1:11.53 [8] (0:12.54)	0:58.99 [8] (0:12.34)	0:46.65 [8] (0:11.62)	0:35.03 [8] (0:11.33)	0:35.03	+1
8	8 SARSEN Adin Thompson	2	63.5 600m	0:09.13 Overall	1:46.15 [8] (0:09.13)	1:37.02 [5] (0:12.08)	1:24.94 [6] (0:12.11)	1:12.83 [6] (0:12.55)	1:00.28 [6] (0:12.36)	0:47.92 [6] (0:11.79)	0:36.13 [7] (0:11.49)	0:36.13	+1
9	9 WOWIT'S WILLYWONKA Bailey Wheeler	6	62.8 800m	0:08.83 Overall	1:46.23 [9] (0:08.83)	1:37.40 [1] (0:11.75)	1:25.65 [1] (0:12.06)	1:13.59 [1] (0:12.46)	1:01.13 [1] (0:12.40)	0:48.73 [1] (0:11.83)	0:36.90 [1] (0:11.64)	0:36.90	+0

Scratched: Chance With Wolves (#10)



# Ipswich QLD Professional

## Race 6: BARRIER REEF POOLS Class 5 Handicap - 1700m

19 February 2025 - 17:10



Track Rating: Good 4, Weather: Fine, Rail Position: +9.5m Entire

Section							400m	200m			Last 600m
Field Times							0:23.44 (0:11.64)	0:11.80 (0:11.80)			0:34.74
Rank	TAB	Horse/Jockey	Barrier	Top Speed [km/h]	Fastest Section			Margin			Distance Travelled [m]
1	3	<b>TYNDRUM GOLD</b> Kyle Wilson-Taylor	3	64.8 600m	0:09.03 Overall	0:23.15 [3] (0:11.47)	0:11.68 [2] (0:11.68)	1:44.07			0:34.46
2	7	<b>THESECONDATPORTSEA</b> Damien Thornton	1	64.8 600m	0:09.16 Overall	0:23.20 [5] (0:11.58)	0:11.62 [4] (0:11.62)	1.65L			0:34.49 +2
3	2	<b>TAVISTORM</b> Cody Collis	4	64.8 600m	0:09.52 Overall	0:23.22 [6] (0:11.56)	0:11.66 [5] (0:11.66)	2.13L			0:34.45 -2
4	1	<b>BEAN FOGGY</b> Angela Jones	9	64.2 600m	0:09.06 Overall	0:23.67 [2] (0:11.64)	0:12.03 [3] (0:12.03)	2.25L			0:35.09 +1
5	5	<b>NIGHTSTICK</b> Jake Bayliss	7	64.9 600m	0:09.03 Overall	0:23.88 [1] (0:11.64)	0:12.24 [1] (0:12.24)	2.57L			0:35.14 -2
6	6	<b>OUTBURST</b> Emily Lang	8	64.5 600m	0:09.85 Overall	0:22.97 [9] (0:11.27)	0:11.70 [6] (0:11.70)	3.08L			0:34.20 +0
7	4	<b>THE HUNGARIAN</b> Boris Thornton	5	64.7 600m	0:09.39 Overall	0:23.70 [7] (0:11.56)	0:12.14 [7] (0:12.14)	6.41L			0:35.03 +1
8	8	<b>SARSEN</b> Adin Thompson	2	63.5 600m	0:09.13 Overall	0:24.64 [8] (0:11.94)	0:12.70 [9] (0:12.70)	12.27L			0:36.13 +1
9	9	<b>WOWIT'S WILLYWONKA</b> Bailey Wheeler	6	62.8 800m	0:08.83 Overall	0:25.26 [4] (0:12.27)	0:12.99 [8] (0:12.99)	12.72L			0:36.90 +0

Scratched: Chance With Wolves (#10)

[ ] Ranking at each section and finish  
 -:-:- No data available at this section  
 NA No data available

SCN Saddle cloth number  
 DNF Did not finish  
 DNT Did not track



Horse/Jockey Name	Tyndrum Gold
Final Rank	1
Fastest Section Time (Section)	0:09.03 (Overall)
Top Speed [km/h] (Section)	64.8 (600m)
Race State	Finished



Ipswich QLD Professional

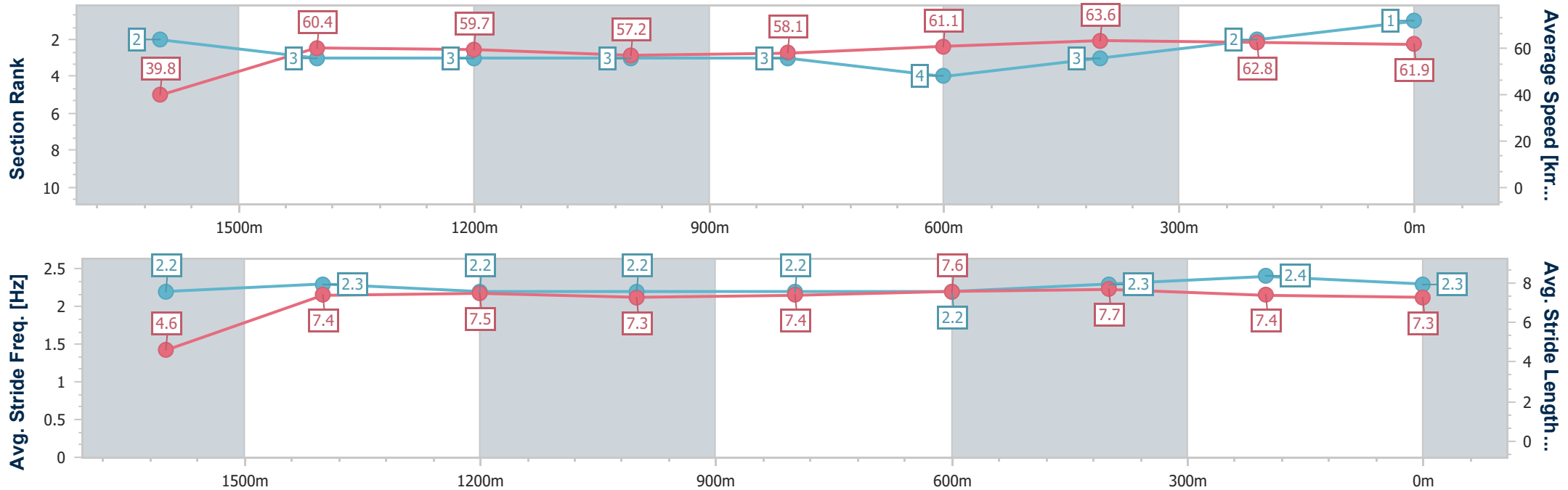
Race 6: BARRIER REEF POOLS Class 5 Handicap - 1700m

19 February 2025 - 17:10



Track Rating: Good 4, Weather: Fine, Rail Position: +9.5m Entire

Section	Overall	1600m	1400m	1200m	1000m	800m	600m	400m	200m
Section Times	1:44.07 [1] (0:09.03)	1:35.04 [2] (0:11.93)	1:23.11 [3] (0:11.96)	1:11.15 [3] (0:12.52)	0:58.63 [3] (0:12.36)	0:46.27 [3] (0:11.81)	0:34.46 [4] (0:11.31)	0:23.15 [3] (0:11.47)	0:11.68 [2] (0:11.68)
Average Speed [km/h]	39.8	60.4	59.7	57.2	58.1	61.1	63.6	62.8	61.9
Top Speed [km/h]	59.8	60.9	61.4	58.1	59.4	64.7	64.8	63.6	63.2
Avg. Dist. to Rail [m]	2.3	0.7	1.9	1.1	0.3	0.3	0.3	1.3	2.1
Avg. Stride Freq. [Hz]	2.2	2.3	2.2	2.2	2.2	2.2	2.3	2.4	2.3
Avg. Stride Length [m]	4.6	7.4	7.5	7.3	7.4	7.6	7.7	7.4	7.3



- [ ] Ranking at each section and finish
- .-.- No data available at this section
- NA No data available



Horse/Jockey Name	Thesecondatportsea
Final Rank	2
Fastest Section Time (Section)	0:09.16 (Overall)
Top Speed [km/h] (Section)	64.8 (600m)
Race State	Finished



### Ipswich QLD Professional

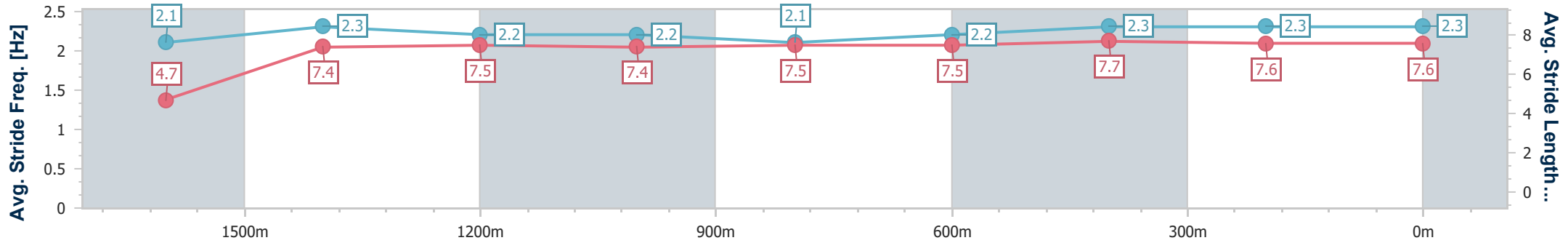
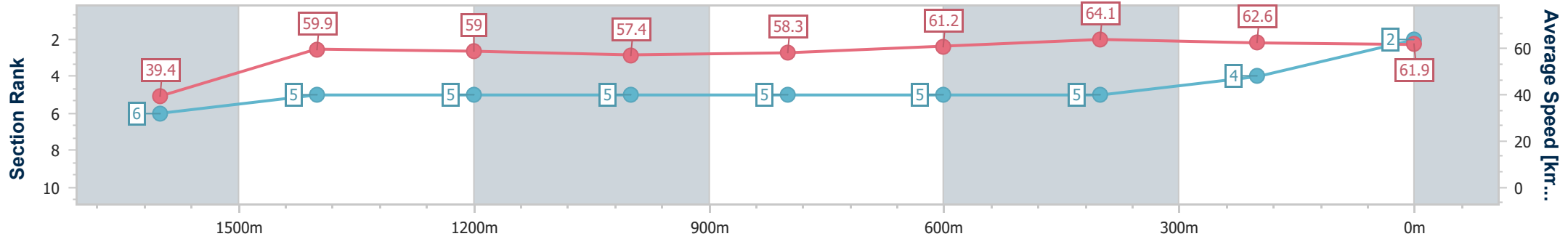
Race 6: BARRIER REEF POOLS Class 5 Handicap - 1700m

19 February 2025 - 17:10



Track Rating: Good 4, Weather: Fine, Rail Position: +9.5m Entire

Section	Overall	1600m	1400m	1200m	1000m	800m	600m	400m	200m
Section Times	1:44.35 [2] (0:09.16)	1:35.19 [6] (0:11.98)	1:23.21 [5] (0:12.14)	1:11.07 [5] (0:12.47)	0:58.60 [5] (0:12.38)	0:46.22 [5] (0:11.73)	0:34.49 [5] (0:11.29)	0:23.20 [5] (0:11.58)	0:11.62 [4] (0:11.62)
Average Speed [km/h]	39.4	59.9	59.0	57.4	58.3	61.2	64.1	62.6	61.9
Top Speed [km/h]	59.2	60.8	60.9	58.9	59.4	63.6	64.8	63.5	63.0
Avg. Dist. to Rail [m]	1.2	1.5	1.6	0.7	0.3	0.5	0.8	1.9	2.8
Avg. Stride Freq. [Hz]	2.1	2.3	2.2	2.2	2.1	2.2	2.3	2.3	2.3
Avg. Stride Length [m]	4.7	7.4	7.5	7.4	7.5	7.5	7.7	7.6	7.6



- [ ] Ranking at each section and finish
- .-.- No data available at this section
- NA No data available





Horse/Jockey Name	Tavistorm
Final Rank	3
Fastest Section Time (Section)	0:09.52 (Overall)
Top Speed [km/h] (Section)	64.8 (600m)
Race State	Finished



Ipswich QLD Professional

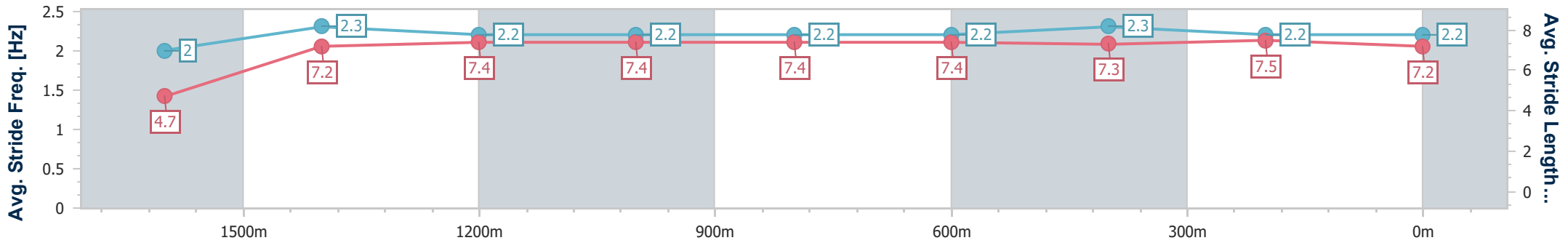
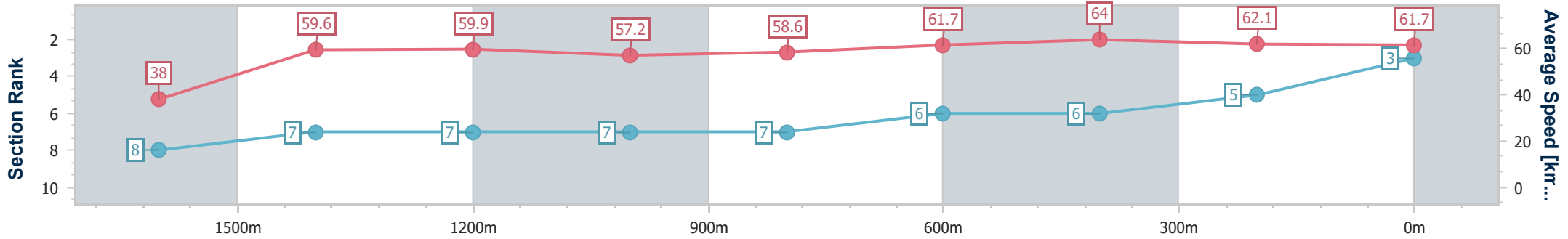
Race 6: BARRIER REEF POOLS Class 5 Handicap - 1700m

19 February 2025 - 17:10



Track Rating: Good 4, Weather: Fine, Rail Position: +9.5m Entire

Section	Overall	1600m	1400m	1200m	1000m	800m	600m	400m	200m
Section Times	1:44.43 [3] (0:09.52)	1:34.91 [8] (0:12.03)	1:22.88 [7] (0:11.98)	1:10.90 [7] (0:12.54)	0:58.36 [7] (0:12.31)	0:46.05 [7] (0:11.60)	0:34.45 [6] (0:11.23)	0:23.22 [6] (0:11.56)	0:11.66 [5] (0:11.66)
Average Speed [km/h]	38.0	59.6	59.9	57.2	58.6	61.7	64.0	62.1	61.7
Top Speed [km/h]	58.5	62.3	61.7	58.9	59.2	64.1	64.8	63.0	62.6
Avg. Dist. to Rail [m]	2.8	1.3	1.3	0.6	0.4	0.7	1.0	0.6	1.2
Avg. Stride Freq. [Hz]	2.0	2.3	2.2	2.2	2.2	2.2	2.3	2.2	2.2
Avg. Stride Length [m]	4.7	7.2	7.4	7.4	7.4	7.4	7.3	7.5	7.2



- [ ] Ranking at each section and finish
- .-.- No data available at this section
- NA No data available



Horse/Jockey Name	Bean Foggy
Final Rank	4
Fastest Section Time (Section)	0:09.06 (Overall)
Top Speed [km/h] (Section)	64.2 (600m)
Race State	Finished



### Ipswich QLD Professional

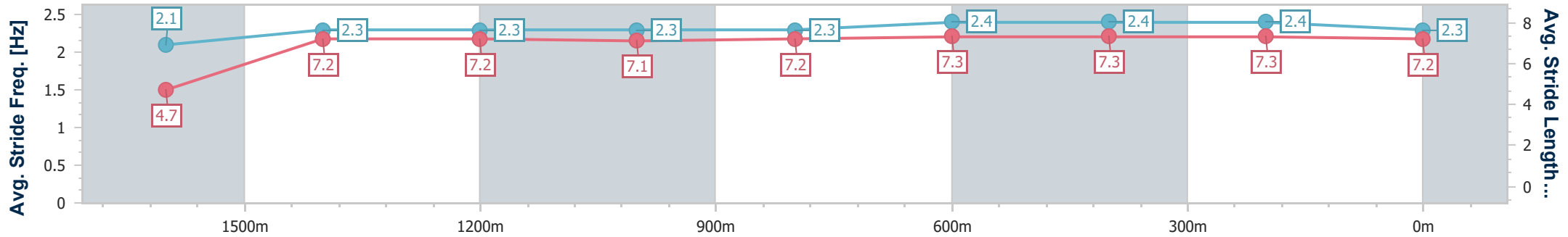
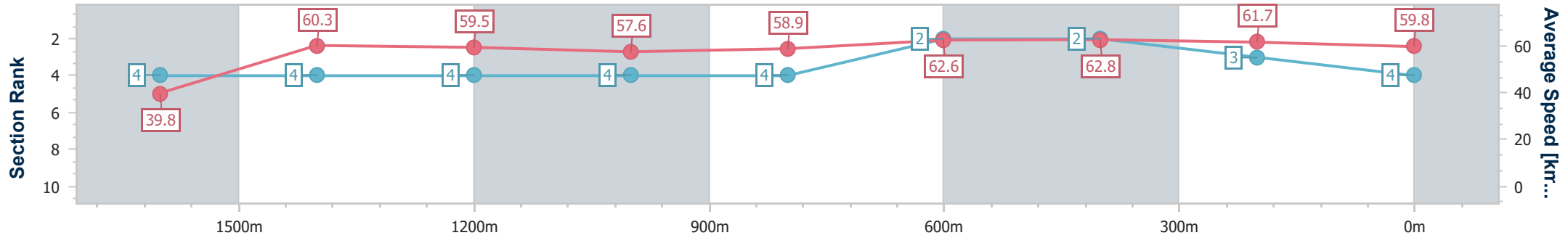
Race 6: BARRIER REEF POOLS Class 5 Handicap - 1700m

19 February 2025 - 17:10



Track Rating: Good 4, Weather: Fine, Rail Position: +9.5m Entire

Section	Overall	1600m	1400m	1200m	1000m	800m	600m	400m	200m
Section Times	1:44.45 [4] (0:09.06)	1:35.39 [4] (0:11.95)	1:23.44 [4] (0:12.04)	1:11.40 [4] (0:12.50)	0:58.90 [4] (0:12.27)	0:46.63 [4] (0:11.54)	0:35.09 [2] (0:11.42)	0:23.67 [2] (0:11.64)	0:12.03 [3] (0:12.03)
Average Speed [km/h]	39.8	60.3	59.5	57.6	58.9	62.6	62.8	61.7	59.8
Top Speed [km/h]	58.2	61.6	61.8	58.6	60.7	63.8	64.2	62.6	63.1
Avg. Dist. to Rail [m]	6.4	1.7	0.5	0.2	0.6	0.6	0.5	0.3	0.5
Avg. Stride Freq. [Hz]	2.1	2.3	2.3	2.3	2.3	2.4	2.4	2.4	2.3
Avg. Stride Length [m]	4.7	7.2	7.2	7.1	7.2	7.3	7.3	7.3	7.2



- [ ] Ranking at each section and finish
- .-.- No data available at this section
- NA No data available



Horse/Jockey Name	Nightstick
Final Rank	5
Fastest Section Time (Section)	0:09.03 (Overall)
Top Speed [km/h] (Section)	64.9 (600m)
Race State	Finished



Ipswich QLD Professional

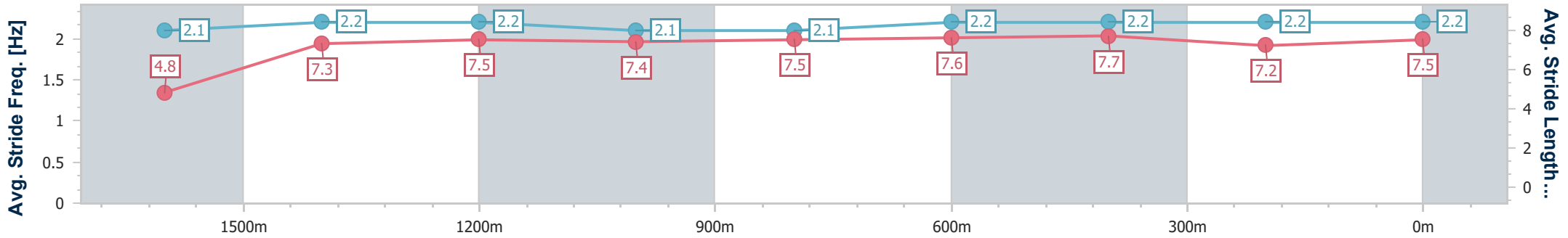
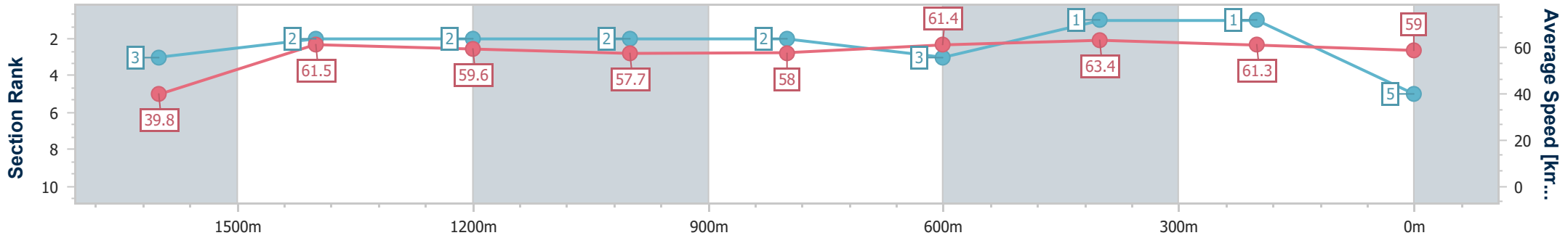
Race 6: BARRIER REEF POOLS Class 5 Handicap - 1700m

19 February 2025 - 17:10



Track Rating: Good 4, Weather: Fine, Rail Position: +9.5m Entire

Section	Overall	1600m	1400m	1200m	1000m	800m	600m	400m	200m
Section Times	1:44.51 [5] (0:09.03)	1:35.48 [3] (0:11.70)	1:23.78 [2] (0:12.07)	1:11.71 [2] (0:12.49)	0:59.22 [2] (0:12.40)	0:46.82 [2] (0:11.68)	0:35.14 [3] (0:11.26)	0:23.88 [1] (0:11.64)	0:12.24 [1] (0:12.24)
Average Speed [km/h]	39.8	61.5	59.6	57.7	58.0	61.4	63.4	61.3	59.0
Top Speed [km/h]	60.2	62.0	60.9	58.2	59.0	64.6	64.9	63.3	59.6
Avg. Dist. to Rail [m]	5.4	1.1	0.9	0.4	0.2	0.4	1.6	2.3	2.4
Avg. Stride Freq. [Hz]	2.1	2.2	2.2	2.1	2.1	2.2	2.2	2.2	2.2
Avg. Stride Length [m]	4.8	7.3	7.5	7.4	7.5	7.6	7.7	7.2	7.5



- [ ] Ranking at each section and finish
- .-.- No data available at this section
- NA No data available



Horse/Jockey Name	Outburst
Final Rank	6
Fastest Section Time (Section)	0:09.85 (Overall)
Top Speed [km/h] (Section)	64.5 (600m)
Race State	Finished



### Ipswich QLD Professional

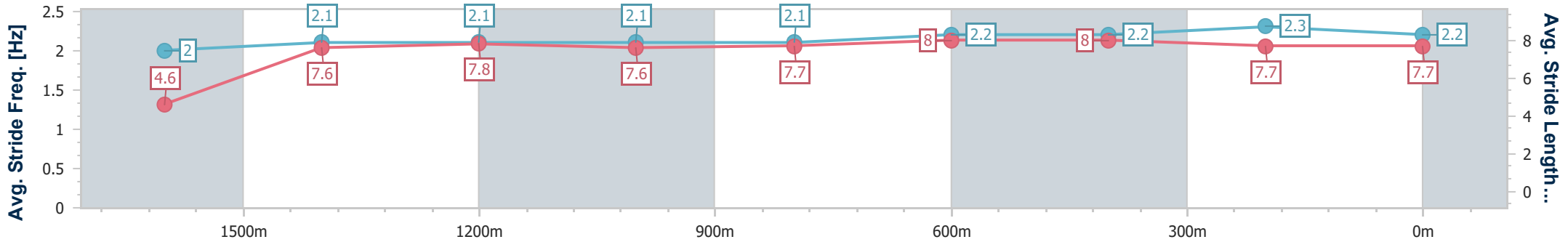
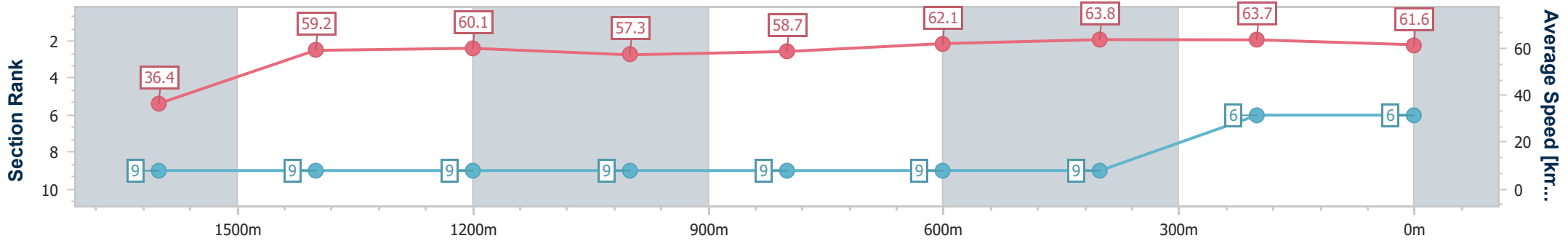
Race 6: BARRIER REEF POOLS Class 5 Handicap - 1700m

19 February 2025 - 17:10



Track Rating: Good 4, Weather: Fine, Rail Position: +9.5m Entire

Section	Overall	1600m	1400m	1200m	1000m	800m	600m	400m	200m			
Section Times	1:44.59 [6] (0:09.85)	1:34.74 [9] (0:12.18)	1:22.56 [9] (0:11.91)	1:10.65 [9] (0:12.55)	0:58.10 [9] (0:12.27)	0:45.83 [9] (0:11.63)	0:34.20 [9] (0:11.23)	0:22.97 [9] (0:11.27)	0:11.70 [6] (0:11.70)			
Average Speed [km/h]	36.4	59.2	60.1	57.3	58.7	62.1	63.8	63.7	61.6			
Top Speed [km/h]	55.7	60.7	61.6	58.8	60.1	64.5	64.5	64.3	64.1			
Avg. Dist. to Rail [m]	4.9	0.5	1.2	0.4	0.1	0.2	0.7	0.8	0.7			
Avg. Stride Freq. [Hz]	2.0	2.1	2.1	2.1	2.1	2.2	2.2	2.3	2.2			
Avg. Stride Length [m]	4.6	7.6	7.8	7.6	7.7	8.0	8.0	7.7	7.7			



- [ ] Ranking at each section and finish
- .-.- No data available at this section
- NA No data available



Horse/Jockey Name	The Hungarian
Final Rank	7
Fastest Section Time (Section)	0:09.39 (Overall)
Top Speed [km/h] (Section)	64.7 (600m)
Race State	Finished



Ipswich QLD Professional

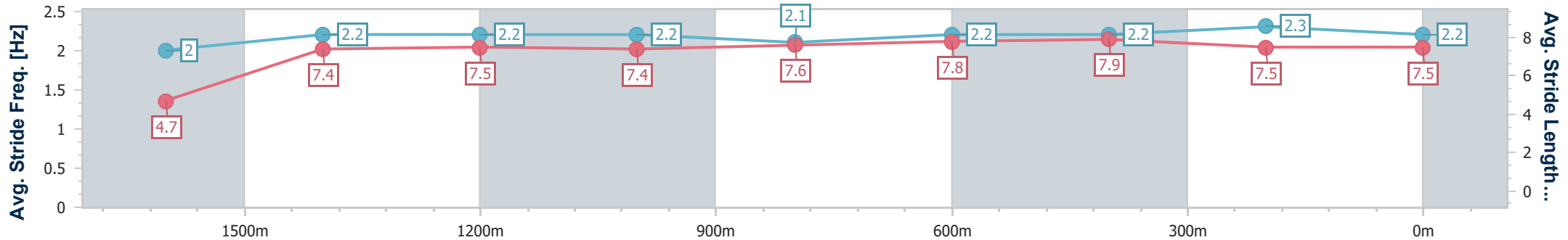
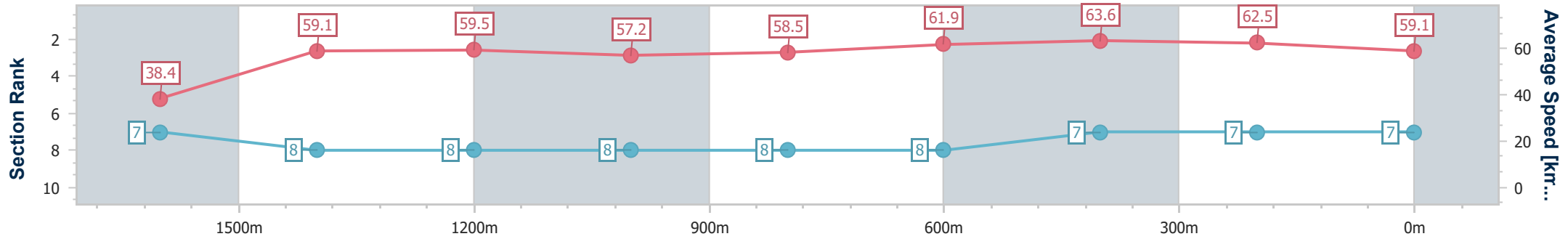
Race 6: BARRIER REEF POOLS Class 5 Handicap - 1700m

19 February 2025 - 17:10



Track Rating: Good 4, Weather: Fine, Rail Position: +9.5m Entire

Section	Overall	1600m	1400m	1200m	1000m	800m	600m	400m	200m
Section Times	1:45.16 [7] (0:09.39)	1:35.77 [7] (0:12.19)	1:23.58 [8] (0:12.05)	1:11.53 [8] (0:12.54)	0:58.99 [8] (0:12.34)	0:46.65 [8] (0:11.62)	0:35.03 [8] (0:11.33)	0:23.70 [7] (0:11.56)	0:12.14 [7] (0:12.14)
Average Speed [km/h]	38.4	59.1	59.5	57.2	58.5	61.9	63.6	62.5	59.1
Top Speed [km/h]	57.3	60.6	61.0	58.6	59.4	63.3	64.7	63.7	62.5
Avg. Dist. to Rail [m]	3.3	0.6	1.0	0.4	0.3	0.2	0.2	1.6	3.5
Avg. Stride Freq. [Hz]	2.0	2.2	2.2	2.2	2.1	2.2	2.2	2.3	2.2
Avg. Stride Length [m]	4.7	7.4	7.5	7.4	7.6	7.8	7.9	7.5	7.5



- [ ] Ranking at each section and finish
- .-.- No data available at this section
- NA No data available



Horse/Jockey Name	Sarsen
Final Rank	8
Fastest Section Time (Section)	0:09.13 (Overall)
Top Speed [km/h] (Section)	63.5 (600m)
Race State	Finished



### Ipswich QLD Professional

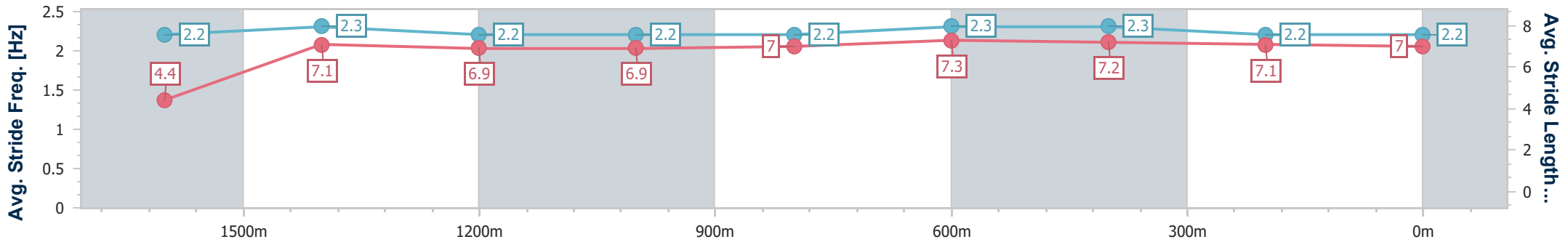
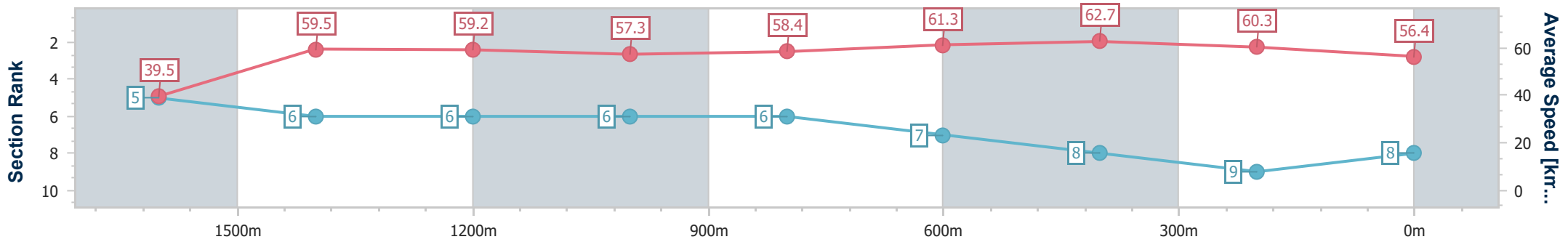
Race 6: BARRIER REEF POOLS Class 5 Handicap - 1700m

19 February 2025 - 17:10



Track Rating: Good 4, Weather: Fine, Rail Position: +9.5m Entire

Section	Overall	1600m	1400m	1200m	1000m	800m	600m	400m	200m
Section Times	1:46.15 [8] (0:09.13)	1:37.02 [5] (0:12.08)	1:24.94 [6] (0:12.11)	1:12.83 [6] (0:12.55)	1:00.28 [6] (0:12.36)	0:47.92 [6] (0:11.79)	0:36.13 [7] (0:11.49)	0:24.64 [8] (0:11.94)	0:12.70 [9] (0:12.70)
Average Speed [km/h]	39.5	59.5	59.2	57.3	58.4	61.3	62.7	60.3	56.4
Top Speed [km/h]	58.5	60.6	60.7	58.5	59.7	62.1	63.5	62.0	60.4
Avg. Dist. to Rail [m]	1.7	0.7	0.8	0.3	0.6	0.8	0.4	0.2	0.5
Avg. Stride Freq. [Hz]	2.2	2.3	2.2	2.2	2.2	2.3	2.3	2.2	2.2
Avg. Stride Length [m]	4.4	7.1	6.9	6.9	7.0	7.3	7.2	7.1	7.0



- [ ] Ranking at each section and finish
- .-.- No data available at this section
- NA No data available



Horse/Jockey Name	Wowit's Willywonka
Final Rank	9
Fastest Section Time (Section)	0:08.83 (Overall)
Top Speed [km/h] (Section)	62.8 (800m)
Race State	Finished



Ipswich QLD Professional

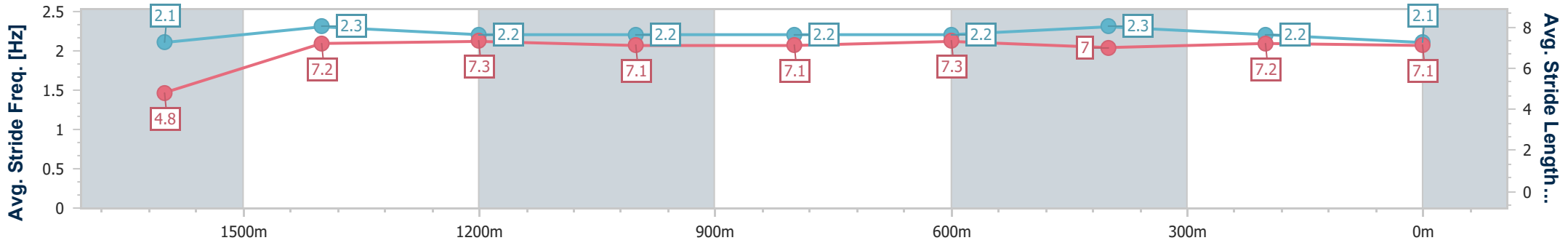
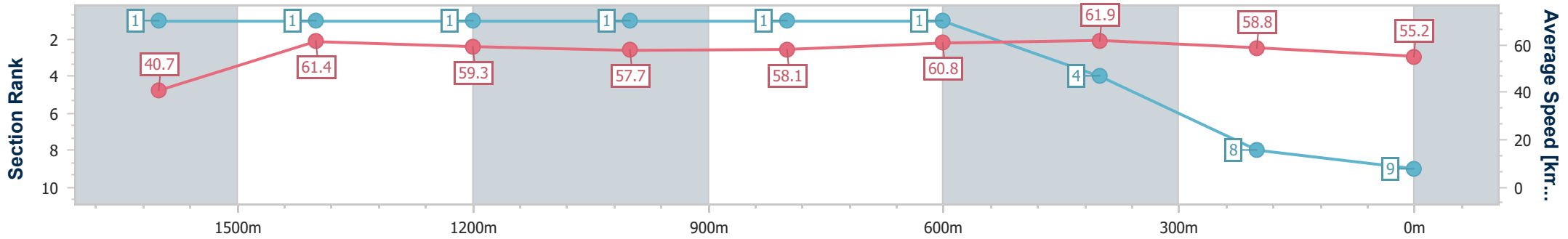
Race 6: BARRIER REEF POOLS Class 5 Handicap - 1700m

19 February 2025 - 17:10



Track Rating: Good 4, Weather: Fine, Rail Position: +9.5m Entire

Section	Overall	1600m	1400m	1200m	1000m	800m	600m	400m	200m
Section Times	1:46.23 [9] (0:08.83)	1:37.40 [1] (0:11.75)	1:25.65 [1] (0:12.06)	1:13.59 [1] (0:12.46)	1:01.13 [1] (0:12.40)	0:48.73 [1] (0:11.83)	0:36.90 [1] (0:11.64)	0:25.26 [4] (0:12.27)	0:12.99 [8] (0:12.99)
Average Speed [km/h]	40.7	61.4	59.3	57.7	58.1	60.8	61.9	58.8	55.2
Top Speed [km/h]	59.2	62.3	60.9	58.2	58.9	62.8	62.7	60.3	57.2
Avg. Dist. to Rail [m]	4.3	1.2	1.8	0.6	0.3	0.4	0.2	0.1	0.4
Avg. Stride Freq. [Hz]	2.1	2.3	2.2	2.2	2.2	2.2	2.3	2.2	2.1
Avg. Stride Length [m]	4.8	7.2	7.3	7.1	7.1	7.3	7.0	7.2	7.1



- [ ] Ranking at each section and finish
- .-.- No data available at this section
- NA No data available

Track Rating: Good 4, Weather: Fine, Rail Position: +9.5m Entire

Section		Field Times												
Overall	1600m	1400m	1200m	1000m	800m	600m	Last 600m							
1:43.38 (0:08.91)	1:34.47 (0:11.40)	1:23.07 (0:11.36)	1:11.71 (0:11.70)	1:00.01 (0:12.29)	0:47.72 (0:11.95)	0:35.77 (0:11.75)	0:35.77							
Rank	TAB	Horse/Jockey	Barrier	Top Speed [km/h]	Fastest Section	Overall	1600m	1400m	1200m	1000m	800m	600m	Last 600m	Distance Travelled [m]
1	6	PELE PRINCESS Vlad Duric	3	65.7 400m	0:09.36 Overall	1:43.38 [1] (0:09.36)	1:34.02 [9] (0:11.77)	1:22.25 [7] (0:11.55)	1:10.70 [7] (0:11.59)	0:59.11 [6] (0:12.06)	0:47.05 [6] (0:12.03)	0:35.02 [6] (0:11.33)	0:35.02	
2	5	COOL PANELS Emily Lang	6	63.2 1200m	0:09.12 Overall	1:43.92 [2] (0:09.12)	1:34.80 [5] (0:11.70)	1:23.10 [4] (0:11.59)	1:11.51 [4] (0:11.65)	0:59.86 [5] (0:12.17)	0:47.69 [5] (0:12.11)	0:35.58 [5] (0:11.66)	0:35.58	-3
3	7	ARATIRI Georgina Cartwright	4	64.7 1600m	0:09.01 Overall	1:43.98 [3] (0:09.01)	1:34.97 [2] (0:11.30)	1:23.67 [1] (0:11.36)	1:12.31 [1] (0:11.70)	1:00.61 [1] (0:12.29)	0:48.32 [1] (0:11.95)	0:36.37 [1] (0:11.75)	0:36.37	-9
4	11	HELLO IN THERE Mark Du Plessis	9	64.8 1400m	0:09.03 Overall	1:44.09 [4] (0:09.03)	1:35.06 [3] (0:11.89)	1:23.17 [6] (0:11.49)	1:11.68 [5] (0:11.56)	1:00.12 [4] (0:12.12)	0:48.00 [4] (0:12.03)	0:35.97 [4] (0:11.57)	0:35.97	-2
5	4	AROUND THE BUOY Siobhan Rutledge	1	62.8 1400m	0:09.23 Overall	1:44.25 [5] (0:09.23)	1:35.02 [6] (0:11.68)	1:23.34 [5] (0:11.57)	1:11.77 [6] (0:11.81)	0:59.96 [7] (0:12.15)	0:47.81 [7] (0:12.11)	0:35.70 [7] (0:11.76)	0:35.70	-4
6	9	HURRICANE ROSIE Martin Harley	5	63.2 1600m	0:08.91 Overall	1:44.30 [6] (0:08.91)	1:35.39 [1] (0:11.58)	1:23.81 [2] (0:11.51)	1:12.30 [2] (0:11.62)	1:00.68 [2] (0:12.21)	0:48.47 [2] (0:12.01)	0:36.46 [2] (0:11.91)	0:36.46	-4
7	3	TOKYO BANDIT Angela Jones	2	63.4 1600m	0:09.10 Overall	1:44.64 [7] (0:09.10)	1:35.54 [4] (0:11.51)	1:24.03 [3] (0:11.41)	1:12.62 [3] (0:11.66)	1:00.96 [3] (0:12.30)	0:48.66 [3] (0:12.08)	0:36.58 [3] (0:11.95)	0:36.58	-7
8	8	ATTENTIVE Bailey Wheeler	8	63.7 1400m	0:09.30 Overall	1:44.68 [8] (0:09.30)	1:35.38 [8] (0:11.94)	1:23.44 [10] (0:11.67)	1:11.77 [10] (0:11.64)	1:00.13 [9] (0:11.95)	0:48.18 [9] (0:12.09)	0:36.09 [8] (0:11.49)	0:36.09	-1
9	12	SAXON SLAYER Adin Thompson	7	63.7 600m	0:09.52 Overall	1:46.64 [9] (0:09.52)	1:37.12 [10] (0:11.71)	1:25.41 [9] (0:11.66)	1:13.75 [9] (0:11.68)	1:02.07 [10] (0:12.11)	0:49.96 [10] (0:12.17)	0:37.79 [10] (0:11.78)	0:37.79	+1
10	1	EXPLICABLE Damien Thornton	10	63.4 1400m	0:09.28 Overall	1:56.13 [10] (0:09.28)	1:46.85 [7] (0:11.94)	1:34.91 [8] (0:11.60)	1:23.31 [8] (0:11.68)	1:11.63 [8] (0:11.96)	0:59.67 [8] (0:12.19)	0:47.48 [9] (0:12.13)	0:47.48	+0

Scratched: Grey Impact (#2), Benfica Lass (#10), Asgoodasyougett (#13)





**Ipswich QLD Professional**  
**Race 7: SEVEN Class 1 Handicap - 1700m**  
 19 February 2025 - 17:45



Track Rating: Good 4, Weather: Fine, Rail Position: +9.5m Entire

Section				400m	200m			Last 600m		
Field Times				0:24.02 (0:11.78)	0:12.24 (0:12.24)			0:35.77		
Rank	TAB	Horse/Jockey	Barrier	Top Speed [km/h]	Fastest Section	Margin			Distance Travelled [m]	
1	6	<b>PELE PRINCESS</b> Vlad Duric	3	65.7 400m	0:09.36 Overall	0:23.69 [3] (0:11.45)	0:12.24 [1] (0:12.24)	1:43.38	0:35.02	
2	5	<b>COOL PANELS</b> Emily Lang	6	63.2 1200m	0:09.12 Overall	0:23.92 [5] (0:11.79)	0:12.13 [5] (0:12.13)	3.14L	0:35.58	-3
3	7	<b>ARATIRI</b> Georgina Cartwright	4	64.7 1600m	0:09.01 Overall	0:24.62 [1] (0:12.04)	0:12.58 [2] (0:12.58)	3.52L	0:36.37	-9
4	11	<b>HELLO IN THERE</b> Mark Du Plessis	9	64.8 1400m	0:09.03 Overall	0:24.40 [2] (0:11.86)	0:12.54 [3] (0:12.54)	4.15L	0:35.97	-2
5	4	<b>AROUND THE BUOY</b> Siobhan Rutledge	1	62.8 1400m	0:09.23 Overall	0:23.94 [8] (0:11.80)	0:12.14 [8] (0:12.14)	5.09L	0:35.70	-4
6	9	<b>HURRICANE ROSIE</b> Martin Harley	5	63.2 1600m	0:08.91 Overall	0:24.55 [4] (0:12.02)	0:12.53 [4] (0:12.53)	5.38L	0:36.46	-4
7	3	<b>TOKYO BANDIT</b> Angela Jones	2	63.4 1600m	0:09.10 Overall	0:24.63 [6] (0:12.08)	0:12.55 [7] (0:12.55)	7.42L	0:36.58	-7
8	8	<b>ATTENTIVE</b> Bailey Wheeler	8	63.7 1400m	0:09.30 Overall	0:24.60 [7] (0:11.83)	0:12.77 [6] (0:12.77)	7.63L	0:36.09	-1
9	12	<b>SAXON SLAYER</b> Adin Thompson	7	63.7 600m	0:09.52 Overall	0:26.01 [9] (0:12.41)	0:13.60 [9] (0:13.60)	19.15L	0:37.79	+1
10	1	<b>EXPLICABLE</b> Damien Thornton	10	63.4 1400m	0:09.28 Overall	0:35.35 [10] (0:14.44)	0:20.91 [10] (0:20.91)	74.97L	0:47.48	+0

Scratched: Grey Impact (#2), Benfica Lass (#10), Asgoodasyougett (#13)

[ ] Ranking at each section and finish  
 -:-:- No data available at this section  
 NA No data available

SCN Saddle cloth number  
 DNF Did not finish  
 DNT Did not track



Horse/Jockey Name	Pele Princess
Final Rank	1
Fastest Section Time (Section)	0:09.36 (Overall)
Top Speed [km/h] (Section)	65.7 (400m)
Race State	Finished



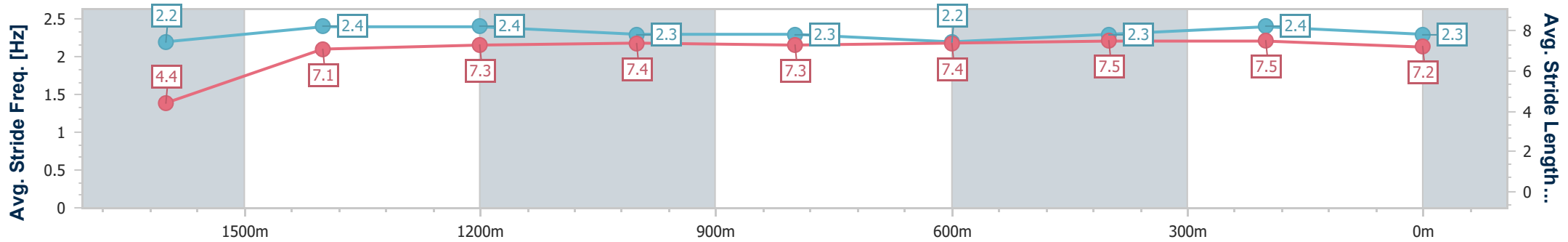
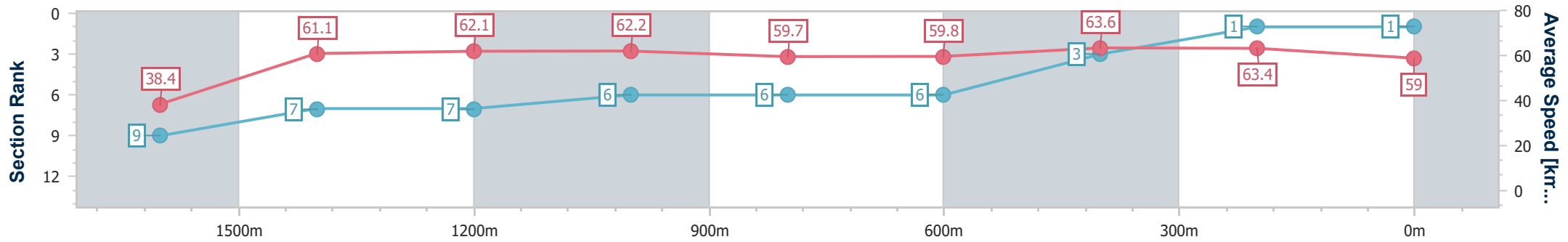
Ipswich QLD Professional  
Race 7: SEVEN Class 1 Handicap - 1700m



19 February 2025 - 17:45

Track Rating: Good 4, Weather: Fine, Rail Position: +9.5m Entire

Section	Overall	1600m	1400m	1200m	1000m	800m	600m	400m	200m
Section Times	1:43.38 [1] (0:09.36)	1:34.02 [9] (0:11.77)	1:22.25 [7] (0:11.55)	1:10.70 [7] (0:11.59)	0:59.11 [6] (0:12.06)	0:47.05 [6] (0:12.03)	0:35.02 [6] (0:11.33)	0:23.69 [3] (0:11.45)	0:12.24 [1] (0:12.24)
Average Speed [km/h]	38.4	61.1	62.1	62.2	59.7	59.8	63.6	63.4	59.0
Top Speed [km/h]	60.9	63.1	63.6	63.1	62.7	62.3	65.6	65.7	61.9
Avg. Dist. to Rail [m]	3.3	0.7	0.8	0.6	0.2	0.4	0.7	2.6	3.0
Avg. Stride Freq. [Hz]	2.2	2.4	2.4	2.3	2.3	2.2	2.3	2.4	2.3
Avg. Stride Length [m]	4.4	7.1	7.3	7.4	7.3	7.4	7.5	7.5	7.2



- [ ] Ranking at each section and finish
- .-.- No data available at this section
- NA No data available



Horse/Jockey Name	Cool Panels
Final Rank	2
Fastest Section Time (Section)	0:09.12 (Overall)
Top Speed [km/h] (Section)	63.2 (1200m)
Race State	Finished



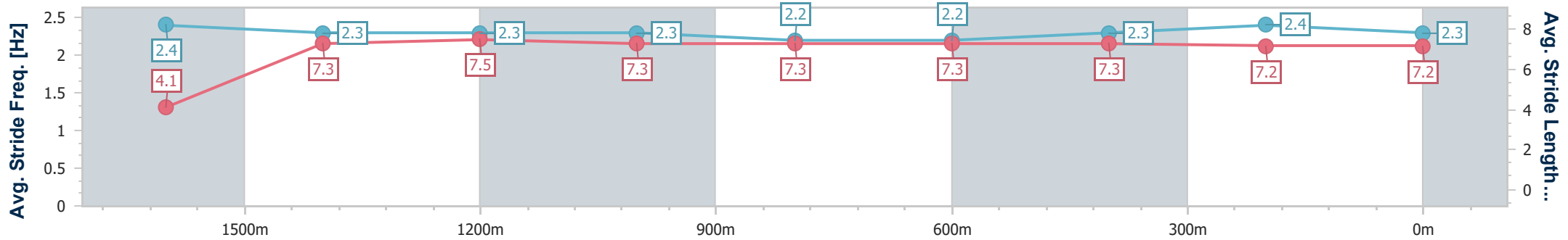
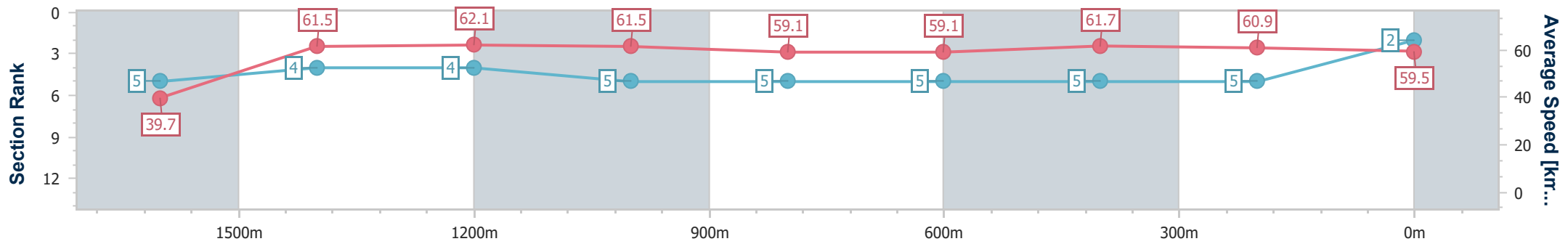
Ipswich QLD Professional  
Race 7: SEVEN Class 1 Handicap - 1700m



19 February 2025 - 17:45

Track Rating: Good 4, Weather: Fine, Rail Position: +9.5m Entire

Section	Overall	1600m	1400m	1200m	1000m	800m	600m	400m	200m
Section Times	1:43.92 [2] (0:09.12)	1:34.80 [5] (0:11.70)	1:23.10 [4] (0:11.59)	1:11.51 [4] (0:11.65)	0:59.86 [5] (0:12.17)	0:47.69 [5] (0:12.11)	0:35.58 [5] (0:11.66)	0:23.92 [5] (0:11.79)	0:12.13 [5] (0:12.13)
Average Speed [km/h]	39.7	61.5	62.1	61.5	59.1	59.1	61.7	60.9	59.5
Top Speed [km/h]	62.3	62.9	62.6	63.2	61.7	60.8	63.2	63.2	60.2
Avg. Dist. to Rail [m]	6.3	1.4	0.6	0.5	0.9	1.3	0.9	0.6	2.3
Avg. Stride Freq. [Hz]	2.4	2.3	2.3	2.3	2.2	2.2	2.3	2.4	2.3
Avg. Stride Length [m]	4.1	7.3	7.5	7.3	7.3	7.3	7.3	7.2	7.2



- [ ] Ranking at each section and finish
- .-.- No data available at this section
- NA No data available



Horse/Jockey Name	Aratiri
Final Rank	3
Fastest Section Time (Section)	0:09.01 (Overall)
Top Speed [km/h] (Section)	64.7 (1600m)
Race State	Finished



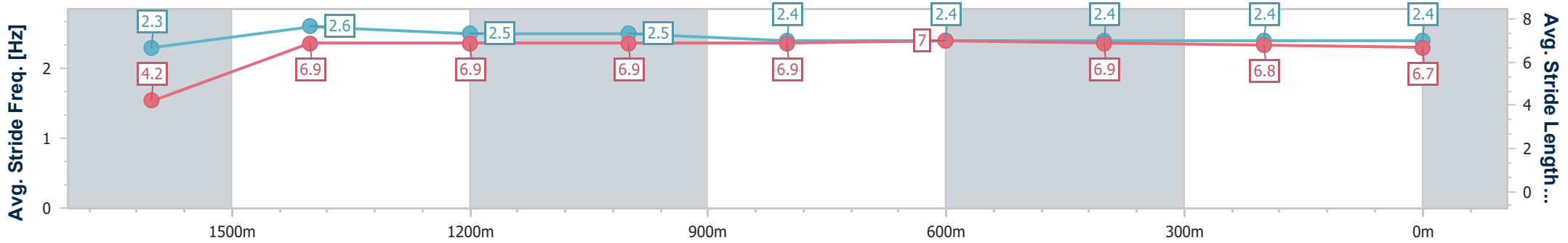
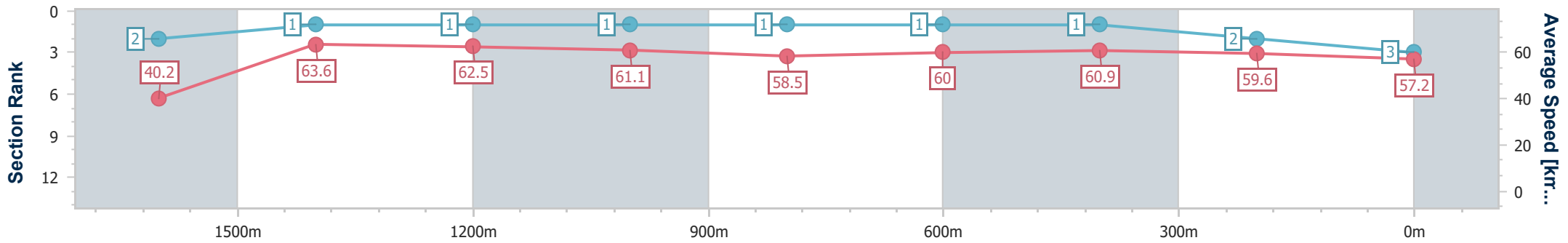
Ipswich QLD Professional  
Race 7: SEVEN Class 1 Handicap - 1700m



19 February 2025 - 17:45

Track Rating: Good 4, Weather: Fine, Rail Position: +9.5m Entire

Section	Overall	1600m	1400m	1200m	1000m	800m	600m	400m	200m
Section Times	1:43.98 [3] (0:09.01)	1:34.97 [2] (0:11.30)	1:23.67 [1] (0:11.36)	1:12.31 [1] (0:11.70)	1:00.61 [1] (0:12.29)	0:48.32 [1] (0:11.95)	0:36.37 [1] (0:11.75)	0:24.62 [1] (0:12.04)	0:12.58 [2] (0:12.58)
Average Speed [km/h]	40.2	63.6	62.5	61.1	58.5	60.0	60.9	59.6	57.2
Top Speed [km/h]	62.1	64.7	63.2	63.1	59.2	61.5	61.6	60.2	59.0
Avg. Dist. to Rail [m]	3.5	2.3	3.1	1.5	0.7	1.0	1.5	1.4	1.4
Avg. Stride Freq. [Hz]	2.3	2.6	2.5	2.5	2.4	2.4	2.4	2.4	2.4
Avg. Stride Length [m]	4.2	6.9	6.9	6.9	6.9	7.0	6.9	6.8	6.7



- [ ] Ranking at each section and finish
- .-.- No data available at this section
- NA No data available



Horse/Jockey Name	Hello In There
Final Rank	4
Fastest Section Time (Section)	0:09.03 (Overall)
Top Speed [km/h] (Section)	64.8 (1400m)
Race State	Finished



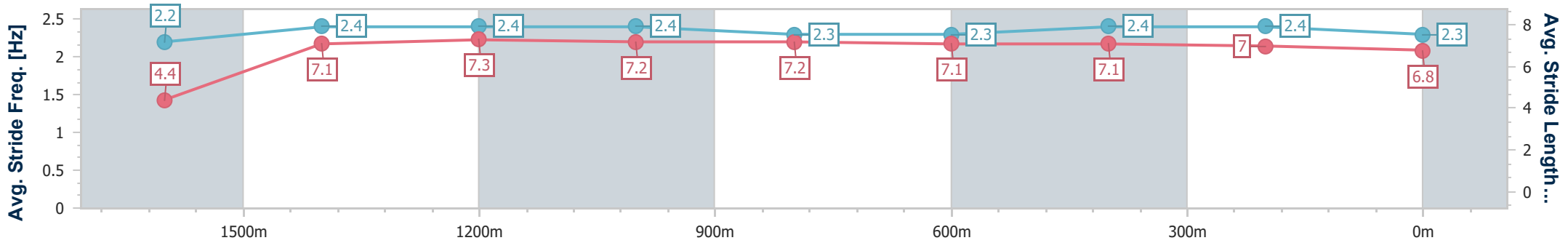
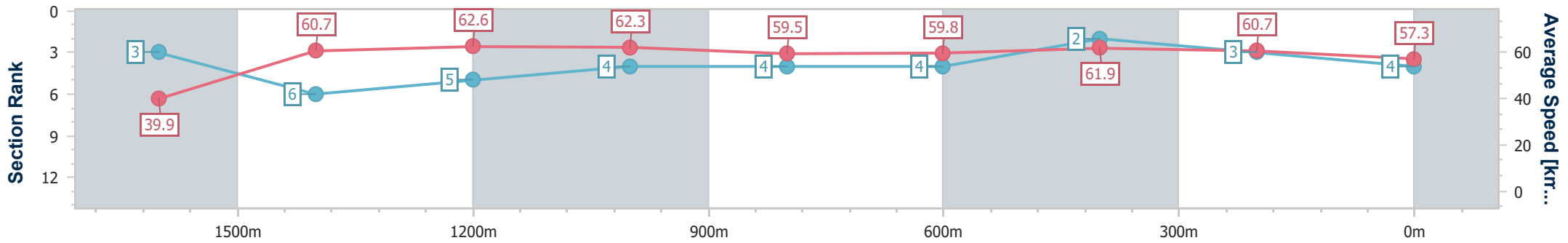
Ipswich QLD Professional  
Race 7: SEVEN Class 1 Handicap - 1700m



19 February 2025 - 17:45

Track Rating: Good 4, Weather: Fine, Rail Position: +9.5m Entire

Section	Overall	1600m	1400m	1200m	1000m	800m	600m	400m	200m
Section Times	1:44.09 [4] (0:09.03)	1:35.06 [3] (0:11.89)	1:23.17 [6] (0:11.49)	1:11.68 [5] (0:11.56)	1:00.12 [4] (0:12.12)	0:48.00 [4] (0:12.03)	0:35.97 [4] (0:11.57)	0:24.40 [2] (0:11.86)	0:12.54 [3] (0:12.54)
Average Speed [km/h]	39.9	60.7	62.6	62.3	59.5	59.8	61.9	60.7	57.3
Top Speed [km/h]	59.2	62.3	64.8	64.2	62.4	61.8	63.3	63.0	59.1
Avg. Dist. to Rail [m]	7.7	1.9	0.2	0.3	0.3	0.6	0.3	0.5	0.5
Avg. Stride Freq. [Hz]	2.2	2.4	2.4	2.4	2.3	2.3	2.4	2.4	2.3
Avg. Stride Length [m]	4.4	7.1	7.3	7.2	7.2	7.1	7.1	7.0	6.8



- [ ] Ranking at each section and finish
- .-.- No data available at this section
- NA No data available



Horse/Jockey Name	Around The Buoy
Final Rank	5
Fastest Section Time (Section)	0:09.23 (Overall)
Top Speed [km/h] (Section)	62.8 (1400m)
Race State	Finished



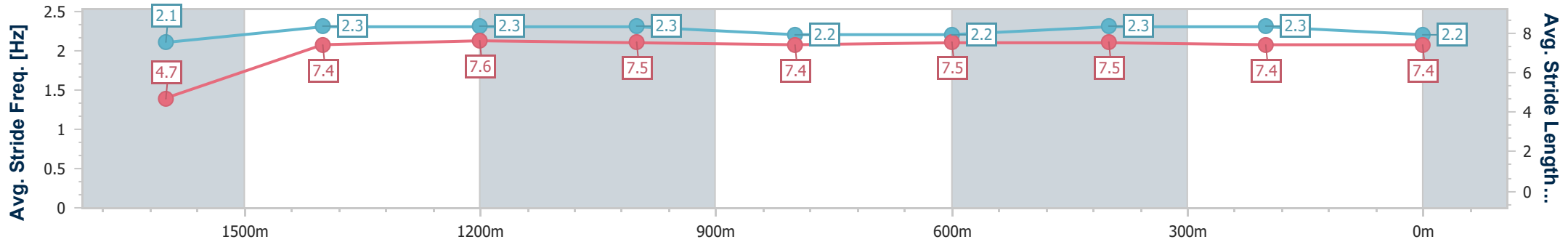
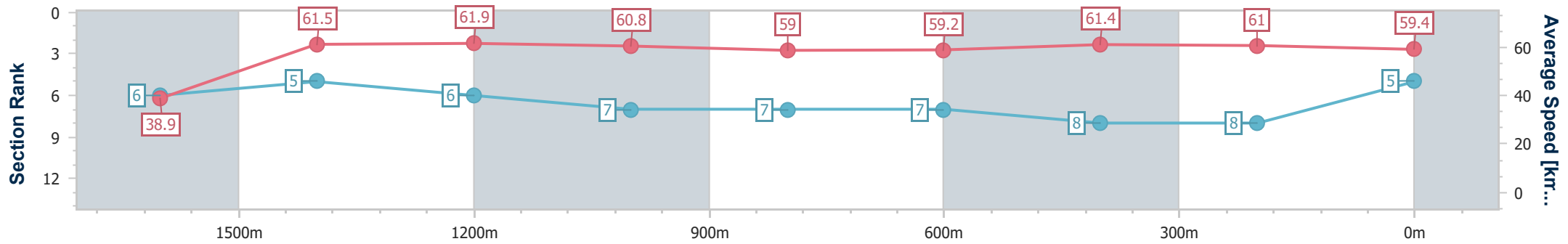
Ipswich QLD Professional  
Race 7: SEVEN Class 1 Handicap - 1700m



19 February 2025 - 17:45

Track Rating: Good 4, Weather: Fine, Rail Position: +9.5m Entire

Section	Overall	1600m	1400m	1200m	1000m	800m	600m	400m	200m
Section Times	1:44.25 [5] (0:09.23)	1:35.02 [6] (0:11.68)	1:23.34 [5] (0:11.57)	1:11.77 [6] (0:11.81)	0:59.96 [7] (0:12.15)	0:47.81 [7] (0:12.11)	0:35.70 [7] (0:11.76)	0:23.94 [8] (0:11.80)	0:12.14 [8] (0:12.14)
Average Speed [km/h]	38.9	61.5	61.9	60.8	59.0	59.2	61.4	61.0	59.4
Top Speed [km/h]	60.2	62.0	62.8	62.5	62.0	61.6	62.0	61.6	61.0
Avg. Dist. to Rail [m]	1.5	1.9	1.6	0.7	0.6	1.0	0.4	0.9	0.7
Avg. Stride Freq. [Hz]	2.1	2.3	2.3	2.3	2.2	2.2	2.3	2.3	2.2
Avg. Stride Length [m]	4.7	7.4	7.6	7.5	7.4	7.5	7.5	7.4	7.4



- [ ] Ranking at each section and finish
- .-.- No data available at this section
- NA No data available



Horse/Jockey Name	Hurricane Rosie
Final Rank	6
Fastest Section Time (Section)	0:08.91 (Overall)
Top Speed [km/h] (Section)	63.2 (1600m)
Race State	Finished



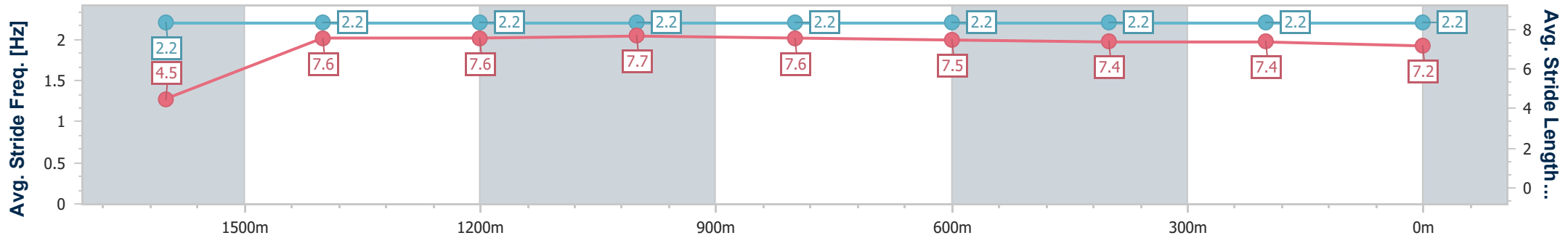
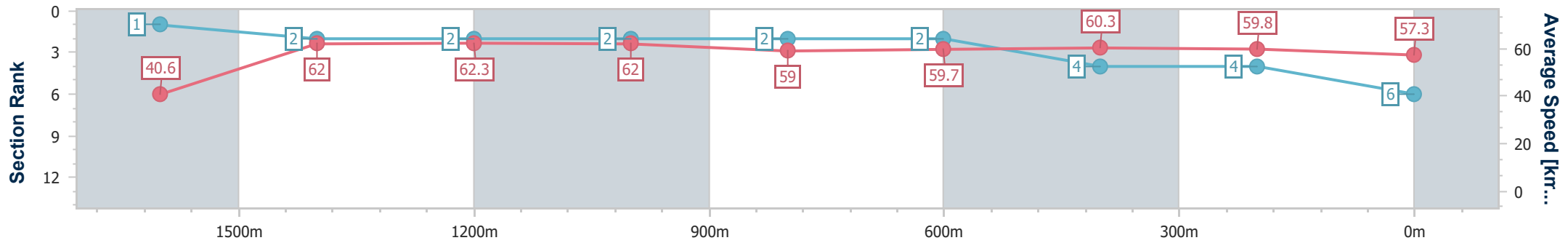
Ipswich QLD Professional  
Race 7: SEVEN Class 1 Handicap - 1700m



19 February 2025 - 17:45

Track Rating: Good 4, Weather: Fine, Rail Position: +9.5m Entire

Section	Overall	1600m	1400m	1200m	1000m	800m	600m	400m	200m
Section Times	1:44.30 [6] (0:08.91)	1:35.39 [1] (0:11.58)	1:23.81 [2] (0:11.51)	1:12.30 [2] (0:11.62)	1:00.68 [2] (0:12.21)	0:48.47 [2] (0:12.01)	0:36.46 [2] (0:11.91)	0:24.55 [4] (0:12.02)	0:12.53 [4] (0:12.53)
Average Speed [km/h]	40.6	62.0	62.3	62.0	59.0	59.7	60.3	59.8	57.3
Top Speed [km/h]	61.4	63.2	62.7	63.1	60.4	60.6	61.0	61.5	58.9
Avg. Dist. to Rail [m]	4.7	1.2	0.8	0.3	0.2	0.2	0.6	1.0	1.3
Avg. Stride Freq. [Hz]	2.2	2.2	2.2	2.2	2.2	2.2	2.2	2.2	2.2
Avg. Stride Length [m]	4.5	7.6	7.6	7.7	7.6	7.5	7.4	7.4	7.2



- [ ] Ranking at each section and finish
- .-.- No data available at this section
- NA No data available



Horse/Jockey Name	Tokyo Bandit
Final Rank	7
Fastest Section Time (Section)	0:09.10 (Overall)
Top Speed [km/h] (Section)	63.4 (1600m)
Race State	Finished

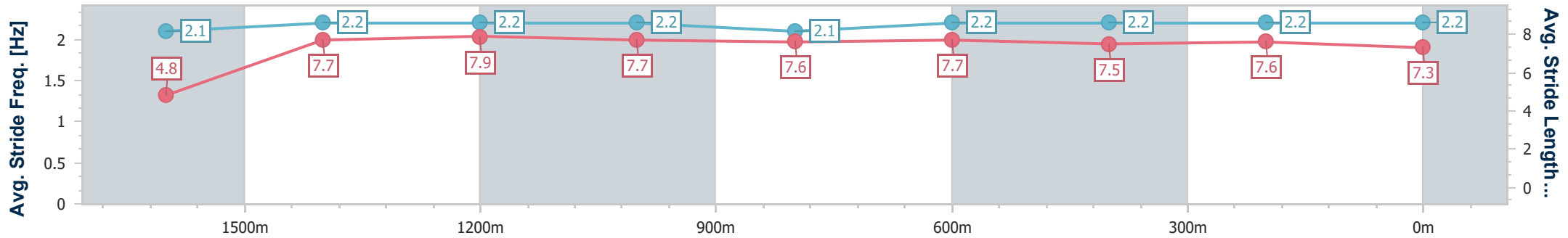
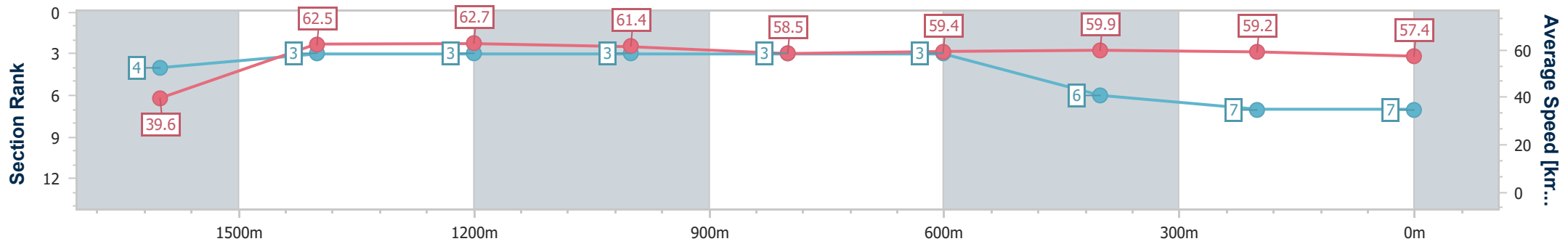


Ipswich QLD Professional  
 Race 7: SEVEN Class 1 Handicap - 1700m  
 19 February 2025 - 17:45



Track Rating: Good 4, Weather: Fine, Rail Position: +9.5m Entire

Section	Overall	1600m	1400m	1200m	1000m	800m	600m	400m	200m
Section Times	1:44.64 [7] (0:09.10)	1:35.54 [4] (0:11.51)	1:24.03 [3] (0:11.41)	1:12.62 [3] (0:11.66)	1:00.96 [3] (0:12.30)	0:48.66 [3] (0:12.08)	0:36.58 [3] (0:11.95)	0:24.63 [6] (0:12.08)	0:12.55 [7] (0:12.55)
Average Speed [km/h]	39.6	62.5	62.7	61.4	58.5	59.4	59.9	59.2	57.4
Top Speed [km/h]	60.6	63.4	63.3	63.0	59.8	60.3	61.1	60.0	59.3
Avg. Dist. to Rail [m]	2.3	1.1	1.3	0.8	0.5	1.0	1.3	1.6	2.0
Avg. Stride Freq. [Hz]	2.1	2.2	2.2	2.2	2.1	2.2	2.2	2.2	2.2
Avg. Stride Length [m]	4.8	7.7	7.9	7.7	7.6	7.7	7.5	7.6	7.3



- [ ] Ranking at each section and finish
- .-.- No data available at this section
- NA No data available





Horse/Jockey Name	Attentive
Final Rank	8
Fastest Section Time (Section)	0:09.30 (Overall)
Top Speed [km/h] (Section)	63.7 (1400m)
Race State	Finished



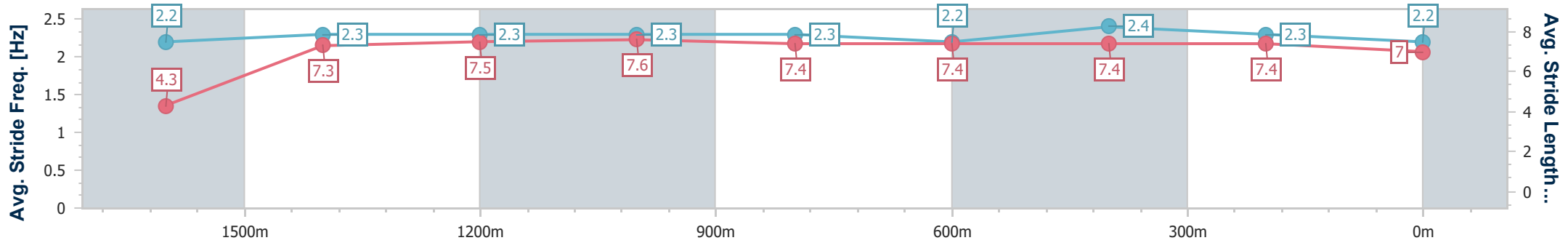
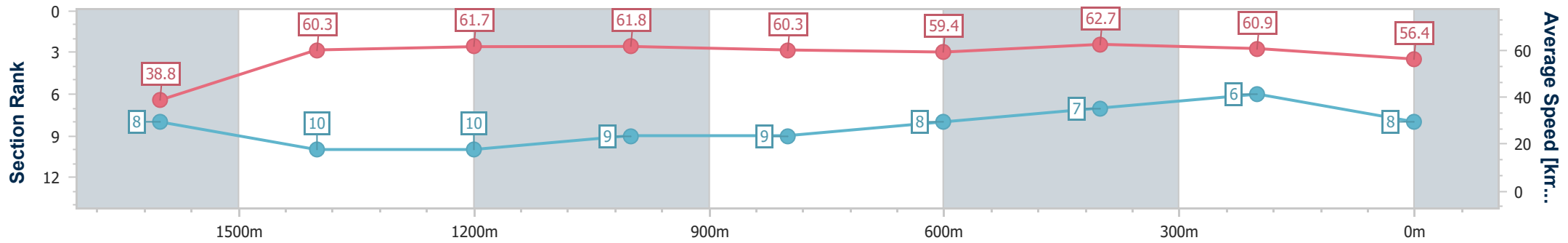
Ipswich QLD Professional  
Race 7: SEVEN Class 1 Handicap - 1700m



19 February 2025 - 17:45

Track Rating: Good 4, Weather: Fine, Rail Position: +9.5m Entire

Section	Overall	1600m	1400m	1200m	1000m	800m	600m	400m	200m
Section Times	1:44.68 [8] (0:09.30)	1:35.38 [8] (0:11.94)	1:23.44 [10] (0:11.67)	1:11.77 [10] (0:11.64)	1:00.13 [9] (0:11.95)	0:48.18 [9] (0:12.09)	0:36.09 [8] (0:11.49)	0:24.60 [7] (0:11.83)	0:12.77 [6] (0:12.77)
Average Speed [km/h]	38.8	60.3	61.7	61.8	60.3	59.4	62.7	60.9	56.4
Top Speed [km/h]	59.6	61.2	63.7	63.3	62.6	61.4	63.5	63.7	58.7
Avg. Dist. to Rail [m]	6.9	1.0	0.4	0.4	0.4	0.4	0.4	0.7	1.2
Avg. Stride Freq. [Hz]	2.2	2.3	2.3	2.3	2.3	2.2	2.4	2.3	2.2
Avg. Stride Length [m]	4.3	7.3	7.5	7.6	7.4	7.4	7.4	7.4	7.0



- [ ] Ranking at each section and finish
- .-.- No data available at this section
- NA No data available



Horse/Jockey Name	Saxon Slayer
Final Rank	9
Fastest Section Time (Section)	0:09.52 (Overall)
Top Speed [km/h] (Section)	63.7 (600m)
Race State	Finished



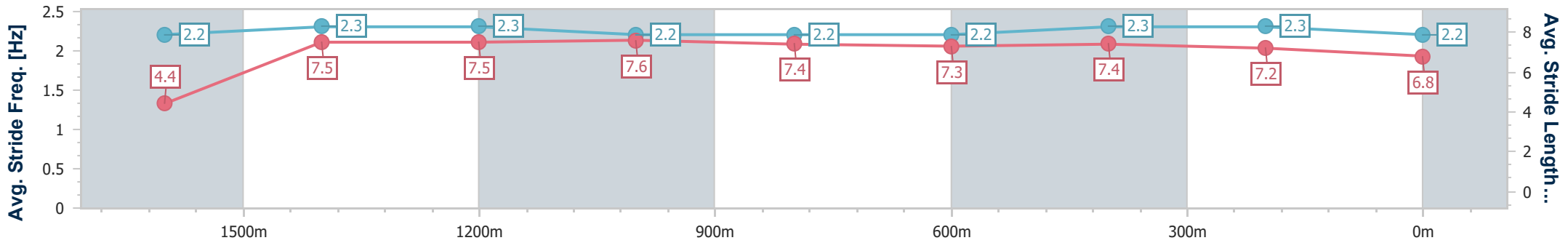
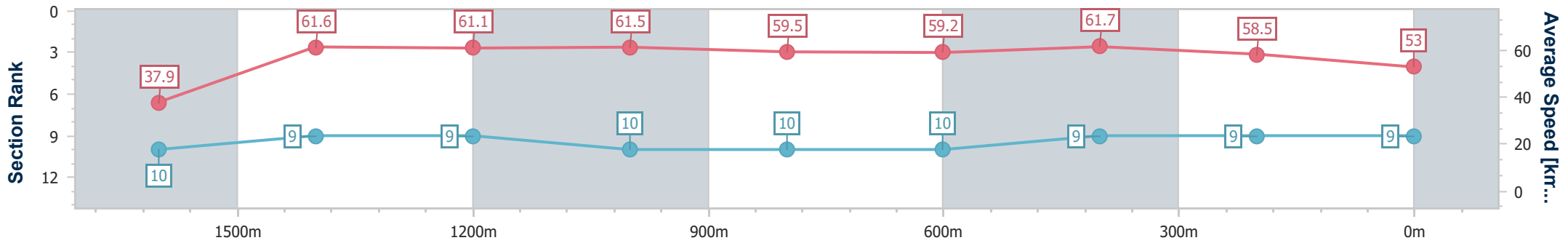
Ipswich QLD Professional  
Race 7: SEVEN Class 1 Handicap - 1700m



19 February 2025 - 17:45

Track Rating: Good 4, Weather: Fine, Rail Position: +9.5m Entire

Section	Overall	1600m	1400m	1200m	1000m	800m	600m	400m	200m
Section Times	1:46.64 [9] (0:09.52)	1:37.12 [10] (0:11.71)	1:25.41 [9] (0:11.66)	1:13.75 [9] (0:11.68)	1:02.07 [10] (0:12.11)	0:49.96 [10] (0:12.17)	0:37.79 [10] (0:11.78)	0:26.01 [9] (0:12.41)	0:13.60 [9] (0:13.60)
Average Speed [km/h]	37.9	61.6	61.1	61.5	59.5	59.2	61.7	58.5	53.0
Top Speed [km/h]	59.2	62.7	62.7	63.4	62.0	63.4	63.7	60.0	57.1
Avg. Dist. to Rail [m]	5.8	1.4	1.9	0.9	0.4	0.9	2.7	2.4	2.0
Avg. Stride Freq. [Hz]	2.2	2.3	2.3	2.2	2.2	2.2	2.3	2.3	2.2
Avg. Stride Length [m]	4.4	7.5	7.5	7.6	7.4	7.3	7.4	7.2	6.8



- [ ] Ranking at each section and finish
- .-.- No data available at this section
- NA No data available



Horse/Jockey Name	Explicable
Final Rank	10
Fastest Section Time (Section)	0:09.28 (Overall)
Top Speed [km/h] (Section)	63.4 (1400m)
Race State	Finished



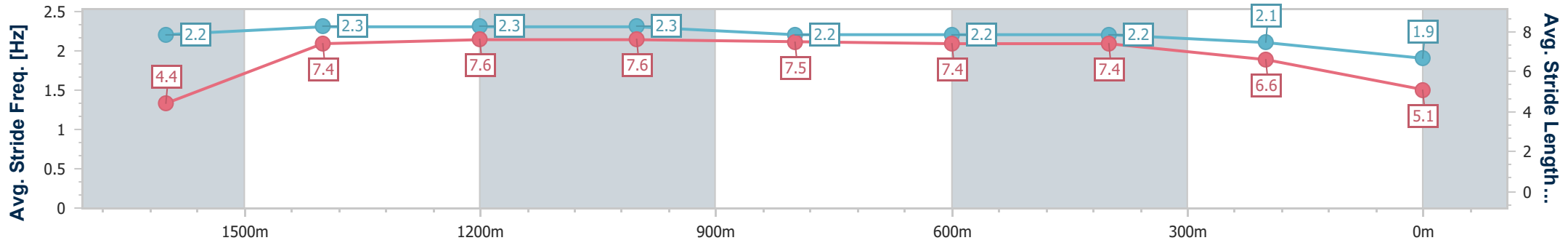
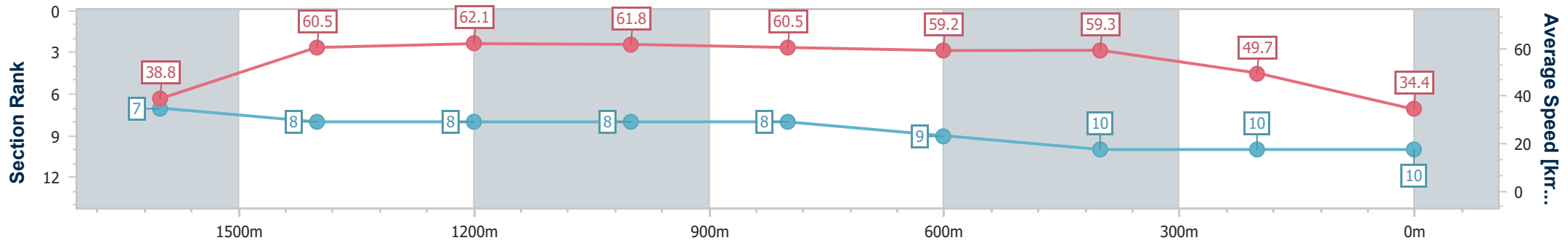
Ipswich QLD Professional  
Race 7: SEVEN Class 1 Handicap - 1700m



19 February 2025 - 17:45

Track Rating: Good 4, Weather: Fine, Rail Position: +9.5m Entire

Section	Overall	1600m	1400m	1200m	1000m	800m	600m	400m	200m
Section Times	1:56.13 [10] (0:09.28)	1:46.85 [7] (0:11.94)	1:34.91 [8] (0:11.60)	1:23.31 [8] (0:11.68)	1:11.63 [8] (0:11.96)	0:59.67 [8] (0:12.19)	0:47.48 [9] (0:12.13)	0:35.35 [10] (0:14.44)	0:20.91 [10] (0:20.91)
Average Speed [km/h]	38.8	60.5	62.1	61.8	60.5	59.2	59.3	49.7	34.4
Top Speed [km/h]	59.2	61.0	63.4	63.2	61.6	60.9	61.0	57.0	43.7
Avg. Dist. to Rail [m]	9.2	4.1	0.4	0.6	0.8	0.5	0.7	0.5	0.7
Avg. Stride Freq. [Hz]	2.2	2.3	2.3	2.3	2.2	2.2	2.2	2.1	1.9
Avg. Stride Length [m]	4.4	7.4	7.6	7.6	7.5	7.4	7.4	6.6	5.1



- [ ] Ranking at each section and finish
- .-.- No data available at this section
- NA No data available