



Sunshine Coast QLD Professional

Race 7: HIGGINS COATINGS Class 3 Plate - 1800m

14 March 2025 - 21:10



Track Rating: Soft 7, Weather: Fine, Rail Position: True

Section		Overall	1600m	1400m	1200m	1000m	800m	600m	Last 600m				
Field Times		1:52.17 (0:14.13)	1:38.04 (0:12.31)	1:25.73 (0:11.96)	1:13.77 (0:12.32)	1:01.45 (0:12.40)	0:49.05 (0:12.82)	0:36.23 (0:12.42)	0:36.23				
Rank	TAB Horse/Jockey	Barrier	Top Speed [km/h]	Fastest Section									Distance Travelled [m]
1	6 DIVAKARA Kyle Wilson-Taylor	1	62.4 600m	0:11.76 400m	1:52.17 [1] (0:14.88)	1:37.29 [5] (0:12.11)	1:25.18 [5] (0:12.28)	1:12.90 [5] (0:12.40)	1:00.50 [5] (0:12.28)	0:48.22 [5] (0:12.41)	0:35.81 [3] (0:12.00)	0:35.81	
2	10 SACRED BULL Jake Bayliss	4	62.5 400m	0:11.71 400m	1:52.77 [2] (0:14.97)	1:37.80 [6] (0:12.22)	1:25.58 [6] (0:12.28)	1:13.30 [6] (0:12.40)	1:00.90 [6] (0:12.30)	0:48.60 [6] (0:12.38)	0:36.22 [5] (0:12.10)	0:36.22	-7
3	11 JENNI MOREESE Mark Du Plessis	2	62.2 Overall	0:11.97 400m	1:52.97 [3] (0:14.66)	1:38.31 [2] (0:12.25)	1:26.06 [4] (0:12.25)	1:13.81 [4] (0:12.42)	1:01.39 [4] (0:12.29)	0:49.10 [3] (0:12.40)	0:36.70 [2] (0:12.27)	0:36.70	-8
4	9 MEDICAL AUTOCRAT Justin Huxtable	3	61.0 400m	0:11.92 400m	1:53.94 [4] (0:14.68)	1:39.26 [3] (0:12.14)	1:27.12 [3] (0:12.29)	1:14.83 [3] (0:12.39)	1:02.44 [3] (0:12.41)	0:50.03 [4] (0:12.70)	0:37.33 [6] (0:12.24)	0:37.33	-4
5	3 MAXIE TAP Nikita Beriman	7	61.4 Overall	0:11.96 1400m	1:54.74 [5] (0:14.13)	1:40.61 [1] (0:12.31)	1:28.30 [1] (0:11.96)	1:16.34 [1] (0:12.32)	1:04.02 [1] (0:12.40)	0:51.62 [1] (0:12.82)	0:38.80 [1] (0:12.51)	0:38.80	-7
6	4 NORTH CHANNEL Damien Thornton	5	61.7 600m	0:12.12 600m	1:55.46 [6] (0:15.11)	1:40.35 [7] (0:12.21)	1:28.14 [7] (0:12.32)	1:15.82 [7] (0:12.40)	1:03.42 [7] (0:12.31)	0:51.11 [7] (0:12.38)	0:38.73 [7] (0:12.12)	0:38.73	+2
7	2 GULF OF SAROS Tiffani Brooker	6	61.8 1600m	0:12.00 1600m	1:57.06 [7] (0:14.71)	1:42.35 [4] (0:12.00)	1:30.35 [2] (0:12.00)	1:18.35 [2] (0:12.27)	1:06.08 [2] (0:12.52)	0:53.56 [2] (0:12.91)	0:40.65 [4] (0:12.67)	0:40.65	+0

Scratched: Hillcrest Avenue (#8), Another Dazzler (#5), Central Park (#1), Got Yourself A Gun (#7)

[] Ranking at each section and finish
 -:-:- No data available at this section
 NA No data available

SCN Saddle cloth number
 DNF Did not finish
 DNT Did not track



Sunshine Coast QLD Professional
Race 7: HIGGINS COATINGS Class 3 Plate - 1800m
14 March 2025 - 21:10



Track Rating: Soft 7, Weather: Fine, Rail Position: True

Section				400m	200m			Last 600m			
Field Times				0:23.81 (0:11.76)	0:12.05 (0:12.05)			0:36.23			
Rank	TAB	Horse/Jockey	Barrier	Top Speed [km/h]	Fastest Section	Margin				Distance Travelled [m]	
1	6	DIVAKARA Kyle Wilson-Taylor	1	62.4 600m	0:11.76 400m	0:23.81 [1] (0:11.76)	0:12.05 [1] (0:12.05)	1:52.17		0:35.81	
2	10	SACRED BULL Jake Bayliss	4	62.5 400m	0:11.71 400m	0:24.12 [4] (0:11.71)	0:12.41 [2] (0:12.41)	3.5L		0:36.22	-7
3	11	JENNI MOREESE Mark Du Plessis	2	62.2 Overall	0:11.97 400m	0:24.43 [3] (0:11.97)	0:12.46 [3] (0:12.46)	4.5L		0:36.70	-8
4	9	MEDICAL AUTOCRAT Justin Huxtable	3	61.0 400m	0:11.92 400m	0:25.09 [5] (0:11.92)	0:13.17 [4] (0:13.17)	10L		0:37.33	-4
5	3	MAXIE TAP Nikita Beriman	7	61.4 Overall	0:11.96 1400m	0:26.29 [2] (0:12.52)	0:13.77 [5] (0:13.77)	14.5L		0:38.80	-7
6	4	NORTH CHANNEL Damien Thornton	5	61.7 600m	0:12.12 600m	0:26.61 [6] (0:12.36)	0:14.25 [6] (0:14.25)	18.5L		0:38.73	+2
7	2	GULF OF SAROS Tiffani Brooker	6	61.8 1600m	0:12.00 1600m	0:27.98 [7] (0:13.16)	0:14.82 [7] (0:14.82)	27.8L		0:40.65	+0

Scratched: Hillcrest Avenue (#8), Another Dazzler (#5), Central Park (#1), Got Yourself A Gun (#7)

[] Ranking at each section and finish
 -:-:- No data available at this section
 NA No data available

SCN Saddle cloth number
 DNF Did not finish
 DNT Did not track



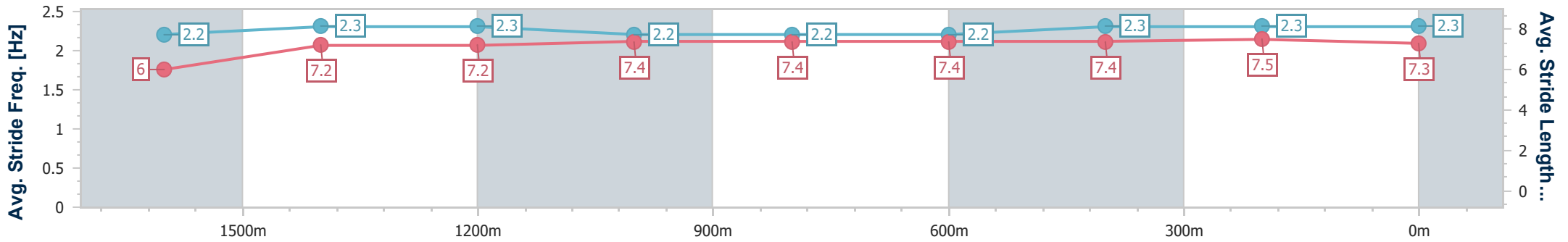
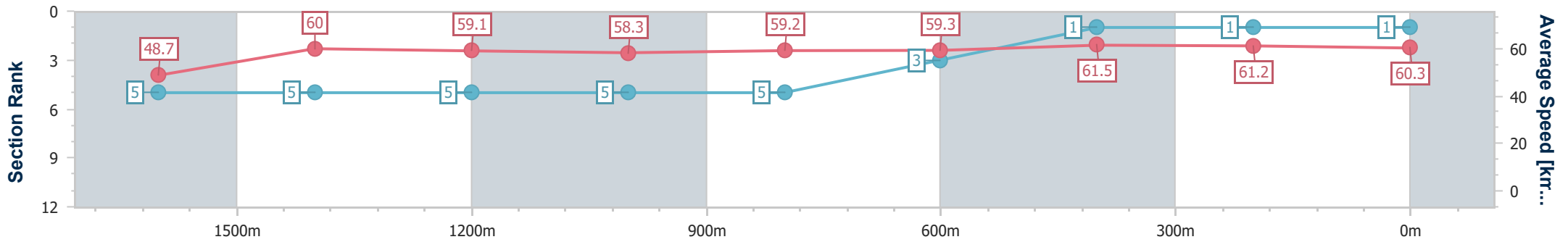
Horse/Jockey Name	Divakara
Final Rank	1
Fastest Section Time (Section)	0:11.76 (400m)
Top Speed [km/h] (Section)	62.4 (600m)
Race State	Finished



Sunshine Coast QLD Professional
 Race 7: HIGGINS COATINGS Class 3 Plate - 1800m
 14 March 2025 - 21:10
 Track Rating: Soft 7, Weather: Fine, Rail Position: True



Section	Overall	1600m	1400m	1200m	1000m	800m	600m	400m	200m
Section Times	1:52.17 [1] (0:14.88)	1:37.29 [5] (0:12.11)	1:25.18 [5] (0:12.28)	1:12.90 [5] (0:12.40)	1:00.50 [5] (0:12.28)	0:48.22 [5] (0:12.41)	0:35.81 [3] (0:12.00)	0:23.81 [1] (0:11.76)	0:12.05 [1] (0:12.05)
Average Speed [km/h]	48.7	60.0	59.1	58.3	59.2	59.3	61.5	61.2	60.3
Top Speed [km/h]	59.7	60.7	60.1	59.3	60.2	60.8	62.4	62.1	61.1
Avg. Dist. to Rail [m]	5.4	2.8	2.9	3.5	3.8	3.9	4.2	5.7	4.7
Avg. Stride Freq. [Hz]	2.2	2.3	2.3	2.2	2.2	2.2	2.3	2.3	2.3
Avg. Stride Length [m]	6.0	7.2	7.2	7.4	7.4	7.4	7.4	7.5	7.3



- [] Ranking at each section and finish
- .-.- No data available at this section
- NA No data available



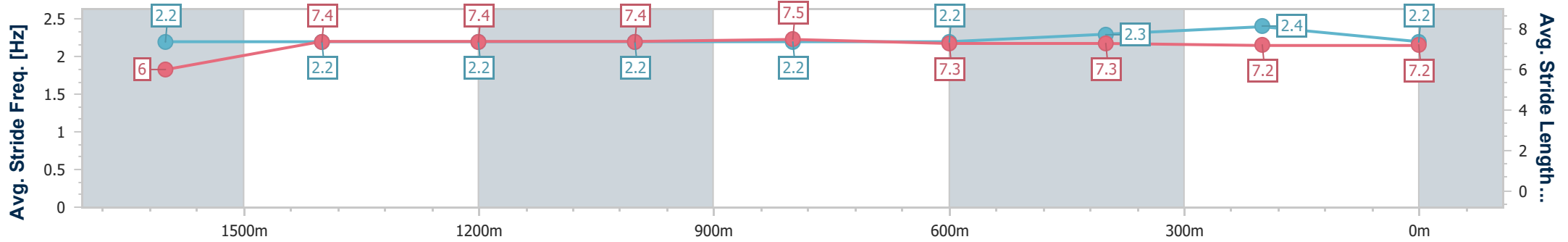
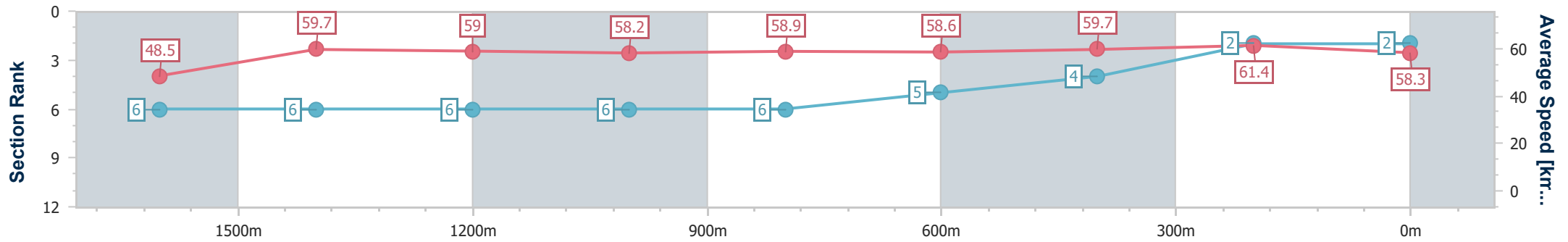
Horse/Jockey Name	Sacred Bull
Final Rank	2
Fastest Section Time (Section)	0:11.71 (400m)
Top Speed [km/h] (Section)	62.5 (400m)
Race State	Finished



Sunshine Coast QLD Professional
 Race 7: HIGGINS COATINGS Class 3 Plate - 1800m
 14 March 2025 - 21:10
 Track Rating: Soft 7, Weather: Fine, Rail Position: True



Section	Overall	1600m	1400m	1200m	1000m	800m	600m	400m	200m				
Section Times	1:52.77 [2] (0:14.97)	1:37.80 [6] (0:12.22)	1:25.58 [6] (0:12.28)	1:13.30 [6] (0:12.40)	1:00.90 [6] (0:12.30)	0:48.60 [6] (0:12.38)	0:36.22 [5] (0:12.10)	0:24.12 [4] (0:11.71)	0:12.41 [2] (0:12.41)				
Average Speed [km/h]	48.5	59.7	59.0	58.2	58.9	58.6	59.7	61.4	58.3				
Top Speed [km/h]	59.8	60.8	59.8	59.1	59.7	61.0	60.4	62.5	60.5				
Avg. Dist. to Rail [m]	6.7	3.8	2.4	2.8	2.6	1.7	0.6	1.0	1.9				
Avg. Stride Freq. [Hz]	2.2	2.2	2.2	2.2	2.2	2.2	2.3	2.4	2.2				
Avg. Stride Length [m]	6.0	7.4	7.4	7.4	7.5	7.3	7.3	7.2	7.2				



- [] Ranking at each section and finish
- .-.- No data available at this section
- NA No data available



Horse/Jockey Name	Jenni Moreese
Final Rank	3
Fastest Section Time (Section)	0:11.97 (400m)
Top Speed [km/h] (Section)	62.2 (Overall)
Race State	Finished



Sunshine Coast QLD Professional

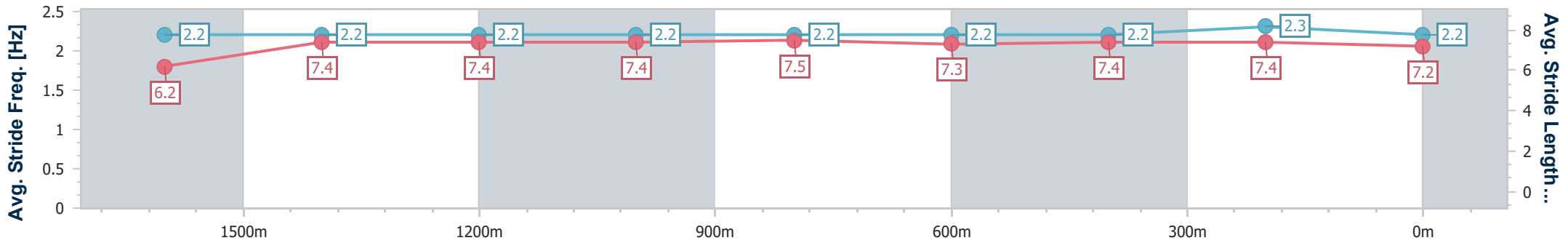
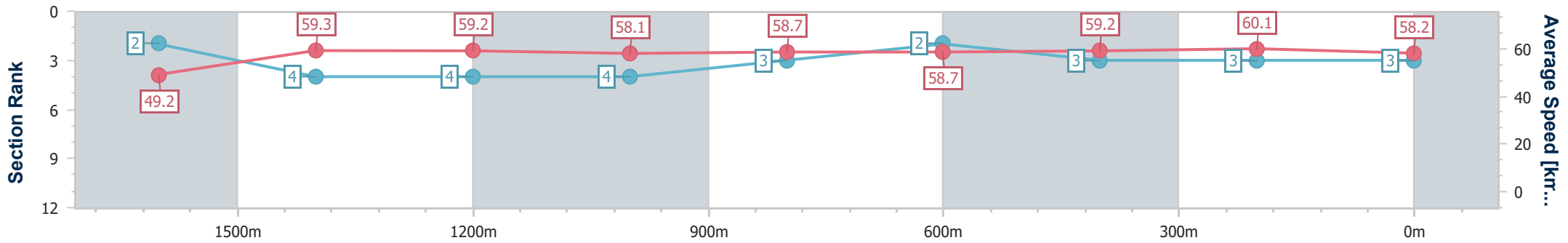
Race 7: HIGGINS COATINGS Class 3 Plate - 1800m



14 March 2025 - 21:10

Track Rating: Soft 7, Weather: Fine, Rail Position: True

Section	Overall	1600m	1400m	1200m	1000m	800m	600m	400m	200m
Section Times	1:52.97 [3] (0:14.66)	1:38.31 [2] (0:12.25)	1:26.06 [4] (0:12.25)	1:13.81 [4] (0:12.42)	1:01.39 [4] (0:12.29)	0:49.10 [3] (0:12.40)	0:36.70 [2] (0:12.27)	0:24.43 [3] (0:11.97)	0:12.46 [3] (0:12.46)
Average Speed [km/h]	49.2	59.3	59.2	58.1	58.7	58.7	59.2	60.1	58.2
Top Speed [km/h]	62.2	60.4	59.7	58.5	59.7	60.2	60.4	60.6	59.6
Avg. Dist. to Rail [m]	5.4	2.3	2.3	2.9	2.6	1.6	1.7	3.7	4.0
Avg. Stride Freq. [Hz]	2.2	2.2	2.2	2.2	2.2	2.2	2.2	2.3	2.2
Avg. Stride Length [m]	6.2	7.4	7.4	7.4	7.5	7.3	7.4	7.4	7.2



- [] Ranking at each section and finish
- .-.- No data available at this section
- NA No data available



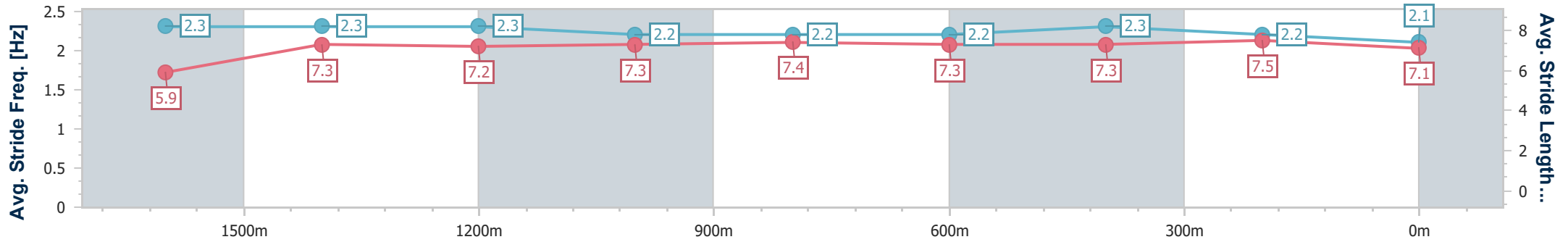
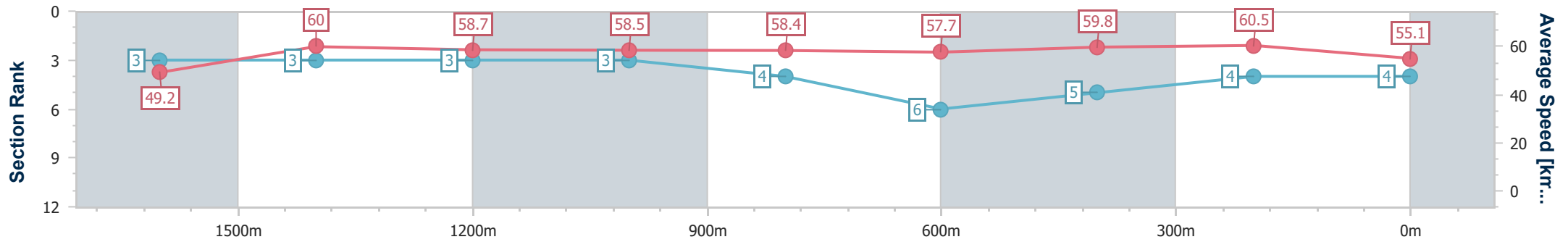
Horse/Jockey Name	Medical Autocrat
Final Rank	4
Fastest Section Time (Section)	0:11.92 (400m)
Top Speed [km/h] (Section)	61.0 (400m)
Race State	Finished



Sunshine Coast QLD Professional
 Race 7: HIGGINS COATINGS Class 3 Plate - 1800m
 14 March 2025 - 21:10
 Track Rating: Soft 7, Weather: Fine, Rail Position: True



Section	Overall	1600m	1400m	1200m	1000m	800m	600m	400m	200m
Section Times	1:53.94 [4] (0:14.68)	1:39.26 [3] (0:12.14)	1:27.12 [3] (0:12.29)	1:14.83 [3] (0:12.39)	1:02.44 [3] (0:12.41)	0:50.03 [4] (0:12.70)	0:37.33 [6] (0:12.24)	0:25.09 [5] (0:11.92)	0:13.17 [4] (0:13.17)
Average Speed [km/h]	49.2	60.0	58.7	58.5	58.4	57.7	59.8	60.5	55.1
Top Speed [km/h]	59.7	60.8	60.1	59.0	59.2	59.6	61.0	61.0	57.5
Avg. Dist. to Rail [m]	5.9	2.4	2.4	3.7	3.5	3.2	2.7	4.5	4.4
Avg. Stride Freq. [Hz]	2.3	2.3	2.3	2.2	2.2	2.2	2.3	2.2	2.1
Avg. Stride Length [m]	5.9	7.3	7.2	7.3	7.4	7.3	7.3	7.5	7.1



- [] Ranking at each section and finish
- .-.- No data available at this section
- NA No data available



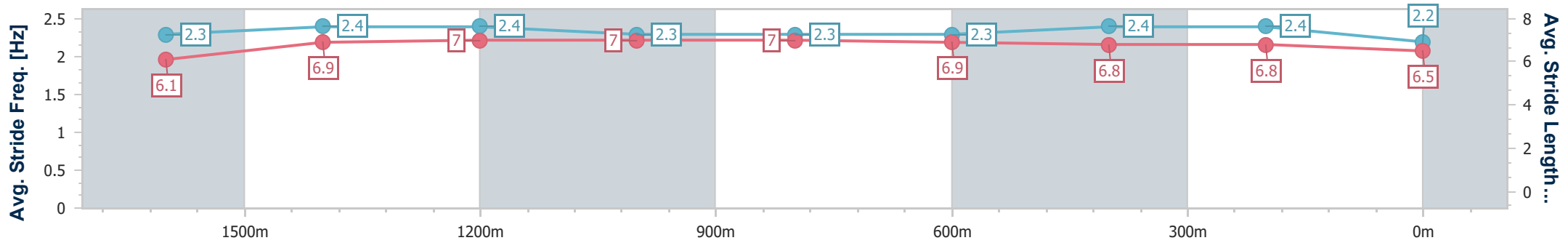
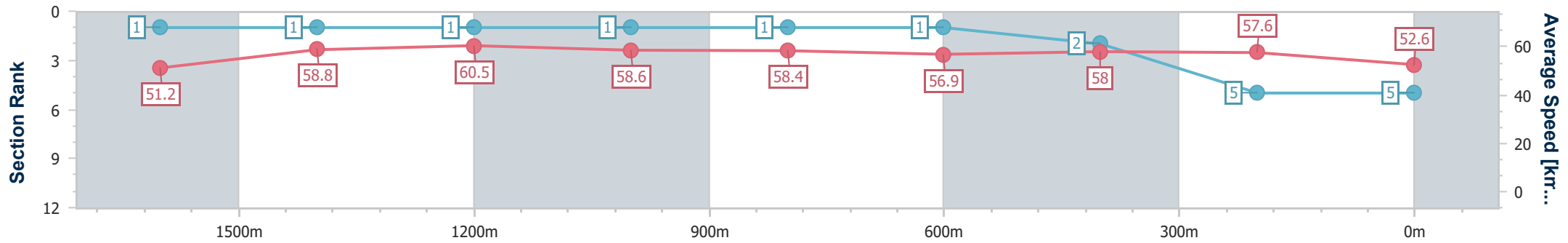
Horse/Jockey Name	Maxie Tap
Final Rank	5
Fastest Section Time (Section)	0:11.96 (1400m)
Top Speed [km/h] (Section)	61.4 (Overall)
Race State	Finished



Sunshine Coast QLD Professional
 Race 7: HIGGINS COATINGS Class 3 Plate - 1800m
 14 March 2025 - 21:10
 Track Rating: Soft 7, Weather: Fine, Rail Position: True



Section	Overall	1600m	1400m	1200m	1000m	800m	600m	400m	200m				
Section Times	1:54.74 [5] (0:14.13)	1:40.61 [1] (0:12.31)	1:28.30 [1] (0:11.96)	1:16.34 [1] (0:12.32)	1:04.02 [1] (0:12.40)	0:51.62 [1] (0:12.82)	0:38.80 [1] (0:12.51)	0:26.29 [2] (0:12.52)	0:13.77 [5] (0:13.77)				
Average Speed [km/h]	51.2	58.8	60.5	58.6	58.4	56.9	58.0	57.6	52.6				
Top Speed [km/h]	61.4	60.3	61.1	59.8	59.2	57.3	58.9	58.9	55.9				
Avg. Dist. to Rail [m]	8.8	1.5	2.2	2.6	2.4	2.4	1.4	2.8	3.6				
Avg. Stride Freq. [Hz]	2.3	2.4	2.4	2.3	2.3	2.3	2.4	2.4	2.2				
Avg. Stride Length [m]	6.1	6.9	7.0	7.0	7.0	6.9	6.8	6.8	6.5				



- [] Ranking at each section and finish
- .-.- No data available at this section
- NA No data available



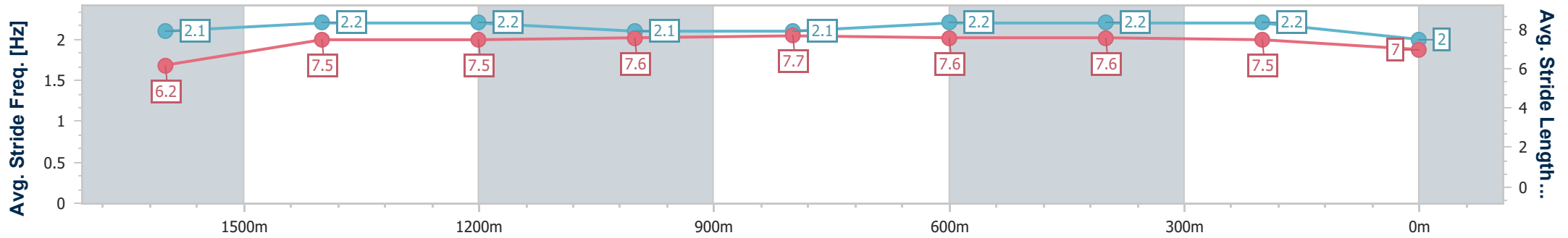
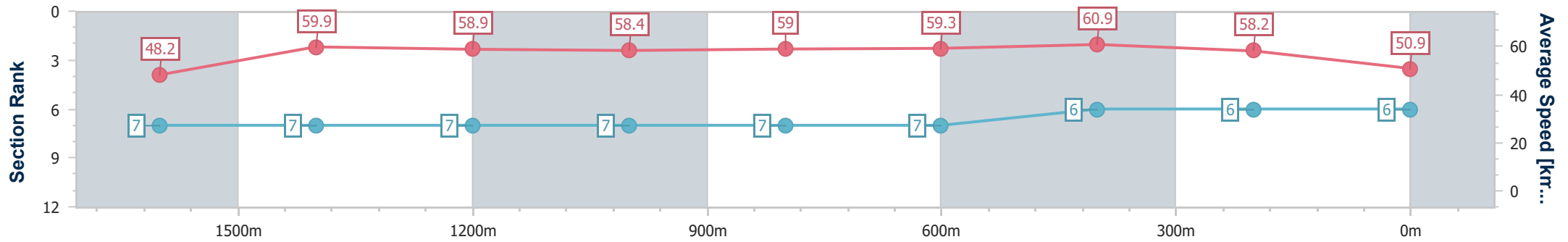
Horse/Jockey Name	North Channel
Final Rank	6
Fastest Section Time (Section)	0:12.12 (600m)
Top Speed [km/h] (Section)	61.7 (600m)
Race State	Finished



Sunshine Coast QLD Professional
 Race 7: HIGGINS COATINGS Class 3 Plate - 1800m
 14 March 2025 - 21:10
 Track Rating: Soft 7, Weather: Fine, Rail Position: True



Section	Overall	1600m	1400m	1200m	1000m	800m	600m	400m	200m			
Section Times	1:55.46 [6] (0:15.11)	1:40.35 [7] (0:12.21)	1:28.14 [7] (0:12.32)	1:15.82 [7] (0:12.40)	1:03.42 [7] (0:12.31)	0:51.11 [7] (0:12.38)	0:38.73 [7] (0:12.12)	0:26.61 [6] (0:12.36)	0:14.25 [6] (0:14.25)			
Average Speed [km/h]	48.2	59.9	58.9	58.4	59.0	59.3	60.9	58.2	50.9			
Top Speed [km/h]	59.7	61.3	60.0	59.5	60.1	60.5	61.7	59.9	56.2			
Avg. Dist. to Rail [m]	8.3	4.4	3.6	4.1	3.9	3.3	4.4	7.2	6.2			
Avg. Stride Freq. [Hz]	2.1	2.2	2.2	2.1	2.1	2.2	2.2	2.2	2.0			
Avg. Stride Length [m]	6.2	7.5	7.5	7.6	7.7	7.6	7.6	7.5	7.0			



- [] Ranking at each section and finish
- .-.- No data available at this section
- NA No data available



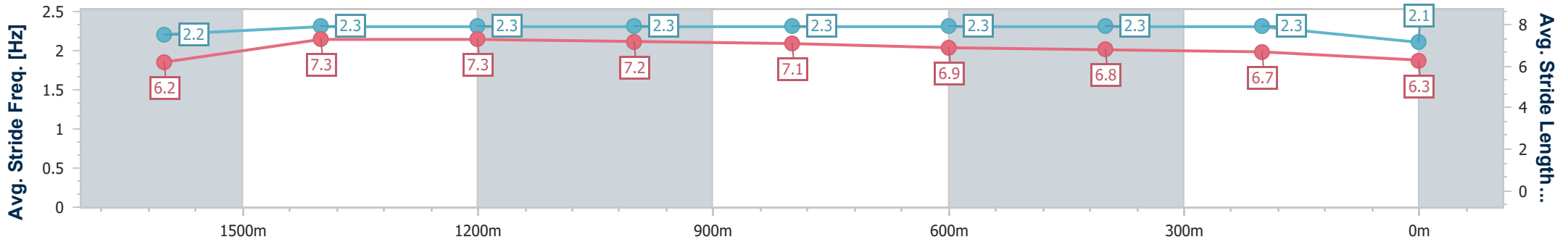
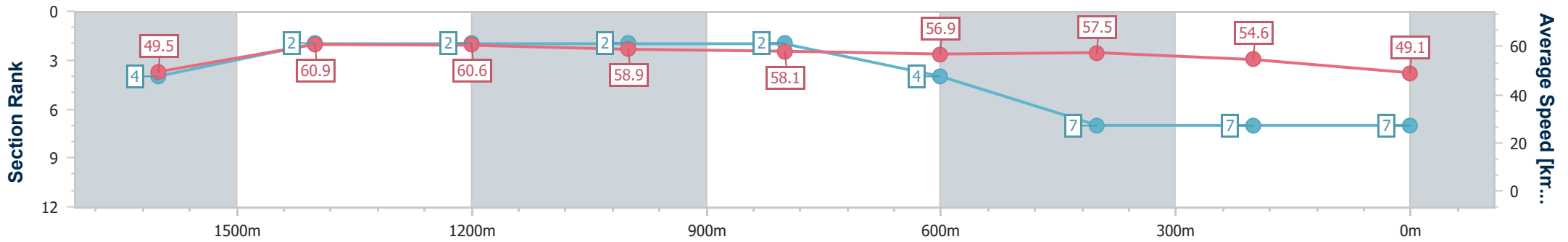
Horse/Jockey Name	Gulf Of Saros
Final Rank	7
Fastest Section Time (Section)	0:12.00 (1600m)
Top Speed [km/h] (Section)	61.8 (1600m)
Race State	Finished



Sunshine Coast QLD Professional
 Race 7: HIGGINS COATINGS Class 3 Plate - 1800m
 14 March 2025 - 21:10
 Track Rating: Soft 7, Weather: Fine, Rail Position: True



Section	Overall	1600m	1400m	1200m	1000m	800m	600m	400m	200m
Section Times	1:57.06 [7] (0:14.71)	1:42.35 [4] (0:12.00)	1:30.35 [2] (0:12.00)	1:18.35 [2] (0:12.27)	1:06.08 [2] (0:12.52)	0:53.56 [2] (0:12.91)	0:40.65 [4] (0:12.67)	0:27.98 [7] (0:13.16)	0:14.82 [7] (0:14.82)
Average Speed [km/h]	49.5	60.9	60.6	58.9	58.1	56.9	57.5	54.6	49.1
Top Speed [km/h]	61.0	61.8	61.5	60.4	58.6	58.1	58.9	56.6	52.5
Avg. Dist. to Rail [m]	9.3	4.8	4.6	4.0	3.7	3.5	1.9	1.9	2.7
Avg. Stride Freq. [Hz]	2.2	2.3	2.3	2.3	2.3	2.3	2.3	2.3	2.1
Avg. Stride Length [m]	6.2	7.3	7.3	7.2	7.1	6.9	6.8	6.7	6.3



- [] Ranking at each section and finish
- .-.- No data available at this section
- NA No data available