

# Redcliffe Race 1 Distance 1780m

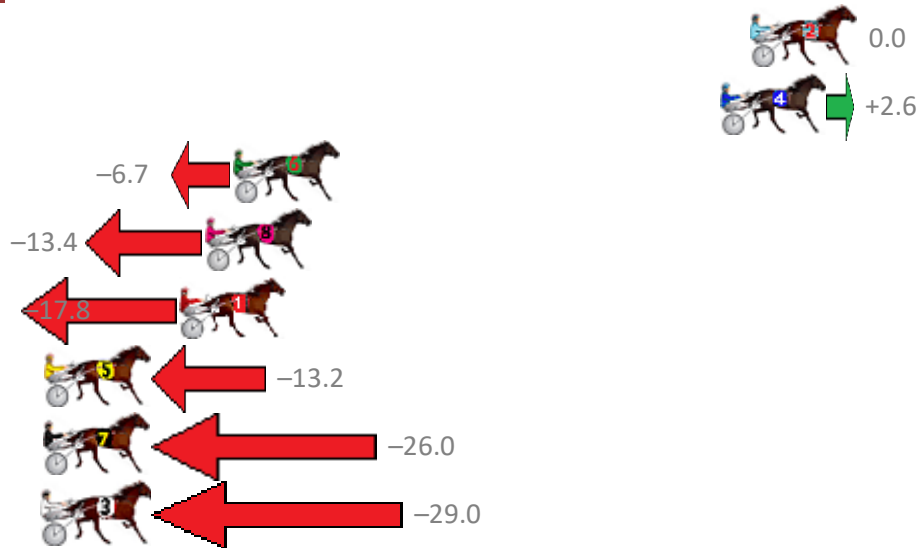
Thursday, 14 June 2018

Gross Time: 2:12.70 MileRate: 1:59.90 LeadTime: 11.70s First Qtr: 30.00s Second Qtr: 32.10s Third Qtr: 30.00s Fourth Qtr: 28.90s

NoHorse	Plc	Margin	Time	800Time (W)	400 Time (W)
---------	-----	--------	------	-------------	--------------

2 SHEZA GALVINATOR	1	0.0m	2:12.70	58.90s (0)	28.90s (0)
4 ADRIFT	2	1.2m	2:12.79	58.71s (1)	28.74s (1)
6 DOWNTOWN LUCCA	3	20.5m	2:14.18	59.39s (0)	29.12s (0)
8 IFYOUBELIEVE	4	21.6m	2:14.26	59.89s (1)	29.82s (1)
1 MYBELLA ROSE	5	22.6m	2:14.33	60.21s (0)	30.01s (0)
5 THANKHEAVNFORGIRLS	6	30.6m	2:14.91	59.87s (1)	30.42s (2)
7 WESTERN FALCON	7	35.2m	2:15.24	60.81s (0)	30.52s (0)
3 MITCHELL MAGIC	8	41.8m	2:15.72	61.04s (1)	30.84s (1)

Finish Position and metres gained from 800m



Trots Sectionals  
 Powered by  
[www.pjdata.com.au](http://www.pjdata.com.au)  
 Home of PJ Trots Analyser



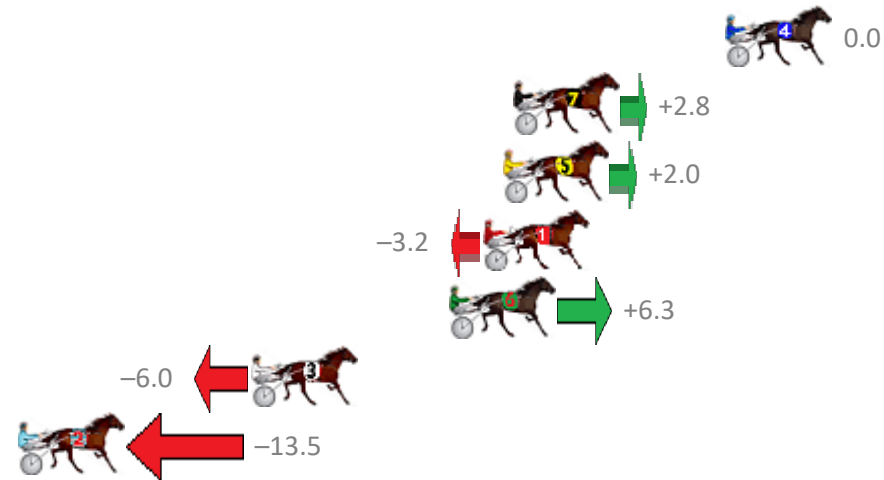
# Redcliffe Race 2 Distance 1780m

Thursday, 14 June 2018

Gross Time: 2:08.90 MileRate: 1:56.60 LeadTime: 11.20s First Qtr: 27.50s Second Qtr: 30.40s Third Qtr: 29.50s Fourth Qtr: 30.30s

NoHorse	Plc	Margin	Time	800Time (W)	400 Time (W)
4 LEXY CAN WAIT	1	0.0m	2:08.90	59.80s (0)	30.30s (0)
7 JUSTATIC	2	8.4m	2:09.54	59.59s (0)	30.27s (1)
5 BROADWATER	3	8.8m	2:09.57	59.65s (2)	30.66s (1)
1 THE NEXT STAR	4	9.6m	2:09.63	60.04s (0)	30.65s (0)
6 VANTO HANOVER	5	10.9m	2:09.73	59.33s (1)	30.22s (0)
3 OSCARS GLORY	6	18.8m	2:10.32	60.25s (1)	30.59s (1)
2 WEASEL	7	37.5m	2:11.74	60.81s (1)	30.96s (0)

Finish Position and metres gained from 800m



Trots Sectionals  
 Powered by  
[www.pjdata.com.au](http://www.pjdata.com.au)  
 Home of PJ Trots Analyser



The Racing Queensland Board (trading as Racing Queensland) and provider are not responsible for the completeness or accuracy of any of the information contained herein, and makes no representations about its suitability for any purpose.

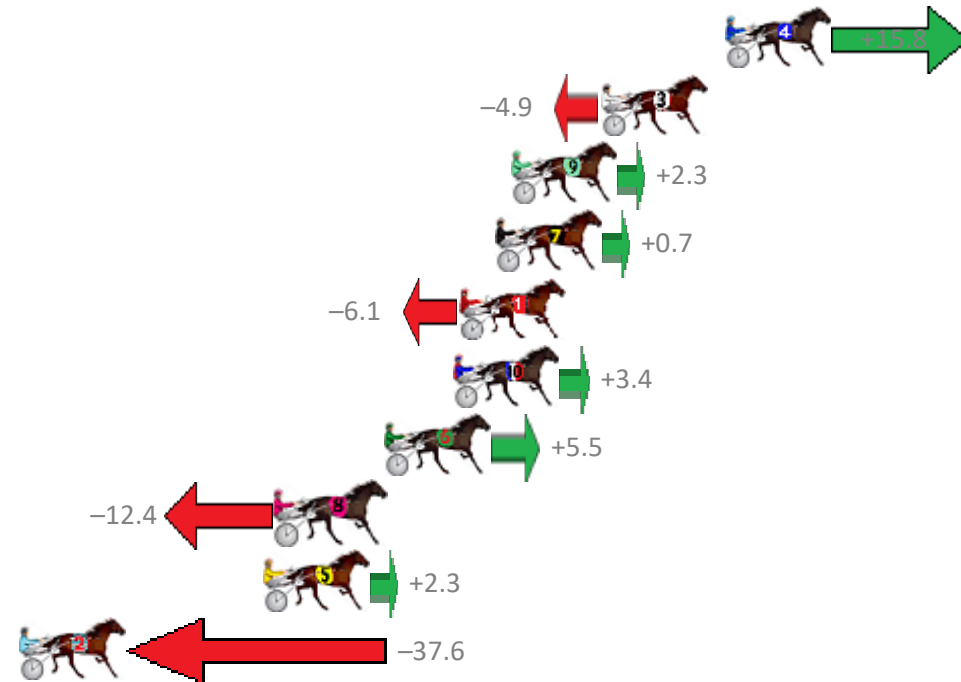
# Redcliffe Race 3 Distance 1780m

Thursday, 14 June 2018

Gross Time: 2:11.10 MileRate: 1:58.60 LeadTime: 11.20s First Qtr: 30.00s Second Qtr: 30.50s Third Qtr: 28.90s Fourth Qtr: 30.50s

NoHorse	Plc	Margin	Time	800Time (W)	400 Time (W)
4 BIG BEAT	1	0.0m	2:11.10	58.23s (1)	29.46s (2)
3 JANIES GOT A GUN	2	4.9m	2:11.47	59.76s (0)	30.87s (0)
9 SOPHIES PRIDE	3	8.5m	2:11.75	59.23s (1)	30.17s (1)
7 FRANKS FORTUNE	4	9.1m	2:11.79	59.35s (0)	30.39s (0)
1 TOTAL DELIRIUM	5	10.5m	2:11.90	59.85s (0)	30.97s (0)
10 LYNCHMAN	6	10.8m	2:11.92	59.15s (0)	30.18s (0)
6 FLASHING GOOD TIME	7	13.5m	2:12.13	58.99s (0)	30.02s (0)
8 SCOTT TOM	8	17.8m	2:12.46	60.32s (1)	31.25s (2)
5 FAMOUS SHOES	9	18.3m	2:12.50	59.23s (1)	30.29s (2)
2 MICKEY RAMONE	10	38.2m	2:14.01	62.19s (1)	33.09s (1)

Finish Position and metres gained from 800m



Trots Sectionals  
 Powered by  
[www.pjdata.com.au](http://www.pjdata.com.au)  
 Home of PJ Trots Analyser



The Racing Queensland Board (trading as Racing Queensland) and provider are not responsible for the completeness or accuracy of any of the information contained herein, and makes no representations about its suitability for any purpose.

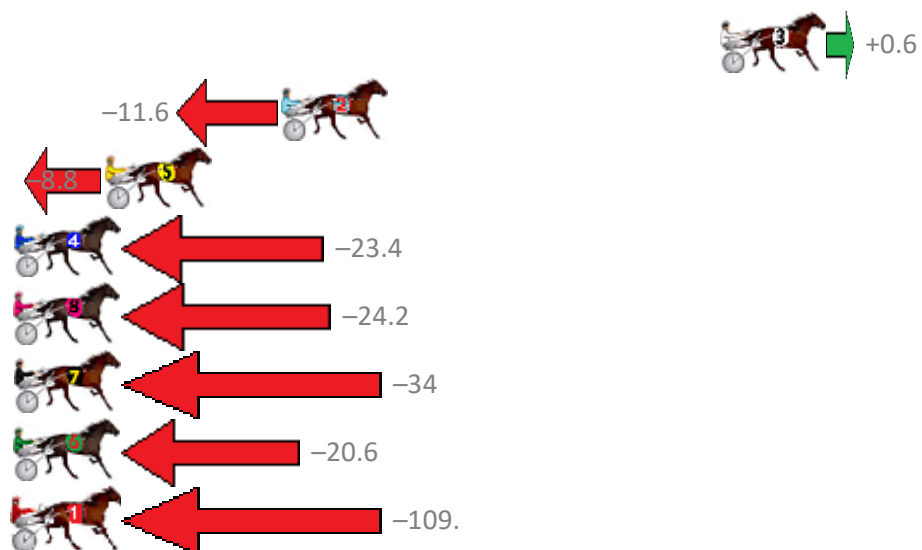
# Redcliffe Race 4 Distance 1780m

Thursday, 14 June 2018

Gross Time: 2:11.30 MileRate: 1:58.70 LeadTime: 11.70s First Qtr: 29.50s Second Qtr: 30.70s Third Qtr: 29.20s Fourth Qtr: 30.20s

NoHorse	Plc	Margin	Time	800Time (W)	400 Time (W)
3 DEADLY ROCKER	1	0.0m	2:11.30	59.36s (1)	30.20s (0)
2 CHIKA MATTGREGOR	2	17.4m	2:12.61	60.26s (1)	31.05s (1)
5 DIAMANTINA DEVIL	3	24.4m	2:13.14	60.05s (1)	30.67s (2)
4 STRANGE CONDUCT	4	33.0m	2:13.79	61.14s (0)	31.18s (1)
8 PRIVATE JUJON	5	34.6m	2:13.91	61.20s (1)	31.76s (2)
7 DOUBLE BAILEYS	6	38.7m	2:14.22	61.92s (0)	32.03s (1)
6 DREAMTIME SARA	7	43.0m	2:14.55	60.93s (1)	31.54s (2)
1 OOZINVILLE	8	109.4m	2:19.56	67.52s (0)	37.52s (0)

Finish Position and metres gained from 800m



Trots Sectionals  
 Powered by  
[www.pjdata.com.au](http://www.pjdata.com.au)  
 Home of PJ Trots Analyser



The Racing Queensland Board (trading as Racing Queensland) and provider are not responsible for the completeness or accuracy of any of the information contained herein, and makes no representations about its suitability for any purpose.

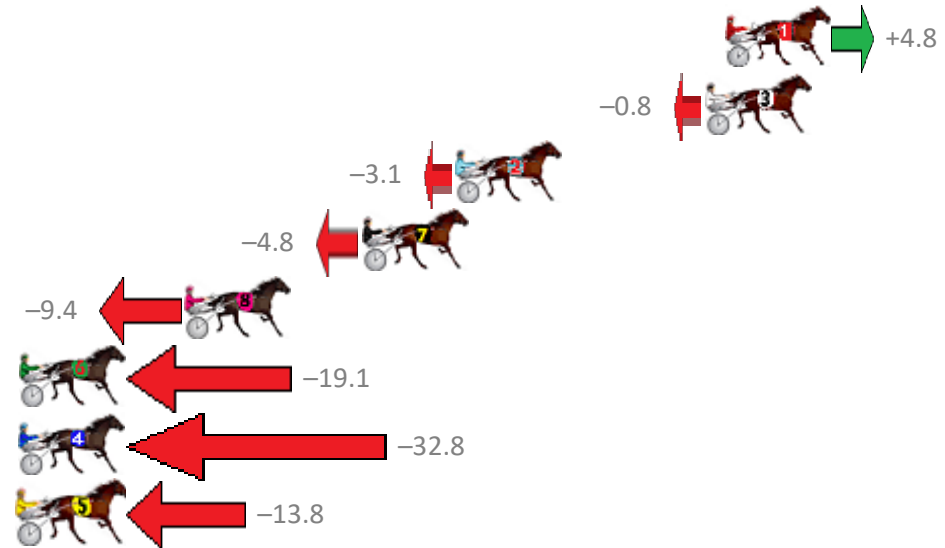
# Redcliffe Race 5 Distance 2040m

Thursday, 14 June 2018

Gross Time: 2:28.70 MileRate: 1:57.30 LeadTime: 31.20s First Qtr: 29.20s Second Qtr: 30.40s Third Qtr: 28.60s Fourth Qtr: 29.30s

NoHorse	Plc	Margin	Time	800Time (W)	400 Time (W)
1 COMIGAL	1	0.0m	2:28.70	57.55s (0)	28.95s (0)
3 MY MASTERCRAFTSMA	2	0.8m	2:28.76	57.96s (0)	29.36s (0)
2 CALCAVADO	3	10.7m	2:29.48	58.12s (1)	29.25s (2)
7 TED WEST	4	14.4m	2:29.75	58.25s (0)	29.62s (0)
8 SHEZABONNYGEM	5	21.4m	2:30.27	58.58s (1)	29.74s (1)
6 ELLIOTT BROMAC	6	32.9m	2:31.11	59.28s (2)	30.36s (2)
4 BLACK BELT	7	36.2m	2:31.35	60.27s (1)	31.28s (1)
5 COTTON COLD CANDY	8	44.0m	2:31.92	58.90s (0)	30.00s (0)

Finish Position and metres gained from 800m



Trots Sectionals  
 Powered by  
[www.pjdata.com.au](http://www.pjdata.com.au)  
 Home of PJ Trots Analyser



The Racing Queensland Board (trading as Racing Queensland) and provider are not responsible for the completeness or accuracy of any of the information contained herein, and makes no representations about its suitability for any purpose.

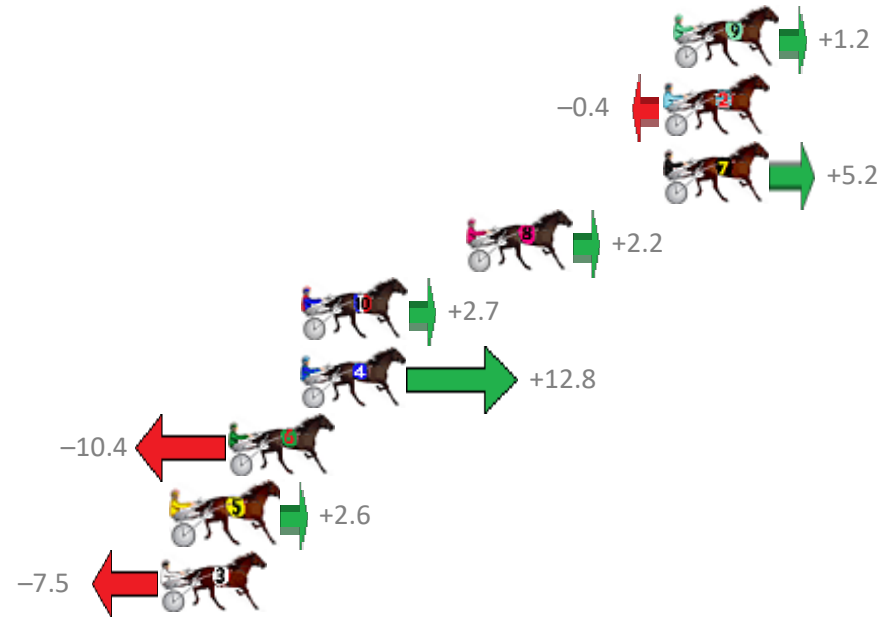
# Redcliffe Race 6 Distance 2040m

Thursday, 14 June 2018

Gross Time: 2:31.10 MileRate: 1:59.20 LeadTime: 31.10s First Qtr: 31.00s Second Qtr: 30.50s Third Qtr: 28.70s Fourth Qtr: 29.80s

NoHorse	Plc	Margin	Time	800Time (W)	400 Time (W)
9 DARBY BRIGHTS	1	0.0m	2:31.10	58.41s (1)	29.61s (1)
2 FEELINGFORAMIRACLE	2	0.4m	2:31.13	58.53s (0)	29.83s (0)
7 TELLELLA	3	0.4m	2:31.13	58.12s (0)	29.40s (0)
8 BUDDY BABCOCK	4	8.2m	2:31.71	58.34s (0)	29.50s (0)
10 MAJORESS JUJON	5	14.7m	2:32.20	58.30s (1)	29.63s (0)
4 DAPPER BESSIE	6	14.8m	2:32.20	57.56s (1)	29.01s (2)
6 OH STANLEY	7	17.6m	2:32.41	59.26s (1)	30.46s (1)
5 MY SECRET TORQUE	8	19.8m	2:32.58	58.31s (1)	29.84s (2)
3 HEADWIN	9	20.3m	2:32.61	59.05s (1)	30.18s (1)

Finish Position and metres gained from 800m



Trots Sectionals  
 Powered by  
[www.pjdata.com.au](http://www.pjdata.com.au)  
 Home of PJ Trots Analyser



The Racing Queensland Board (trading as Racing Queensland) and provider are not responsible for the completeness or accuracy of any of the information contained herein, and makes no representations about its suitability for any purpose.

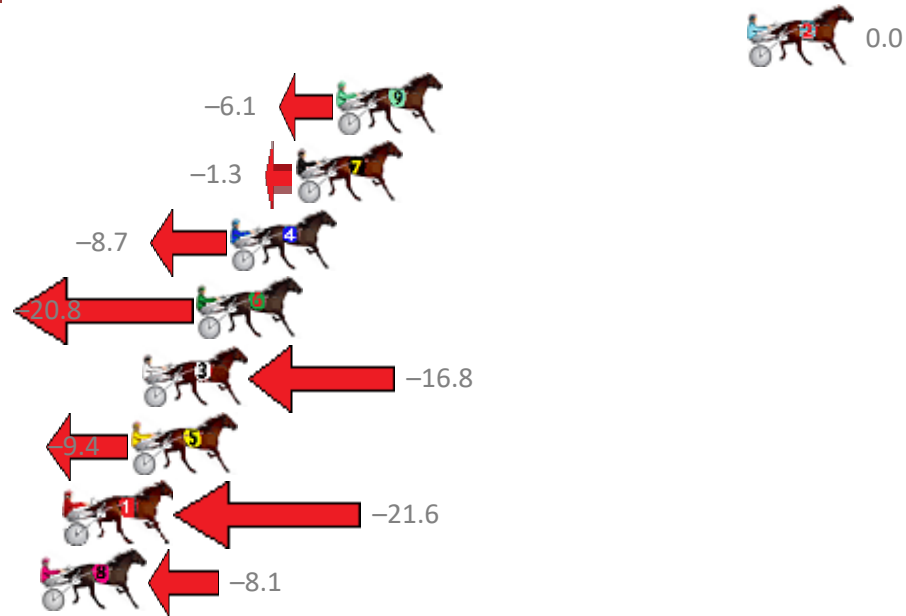
# Redcliffe Race 7 Distance 1780m

Thursday, 14 June 2018

Gross Time: 2:11.10 MileRate: 1:58.50 LeadTime: 11.80s First Qtr: 29.20s Second Qtr: 31.60s Third Qtr: 28.70s Fourth Qtr: 29.80s

NoHorse	Plc	Margin	Time	800Time (W)	400 Time (W)
2 TELL THE LINESMEN	1	0.0m	2:11.10	58.50s (0)	29.80s (0)
9 REMEMBER MAC	2	16.3m	2:12.31	58.95s (0)	30.02s (0)
7 ROCKNROLL DUDE	3	17.9m	2:12.43	58.60s (1)	30.09s (2)
4 LIVE IT LOUD	4	20.5m	2:12.63	59.14s (1)	30.18s (1)
6 BETTING BARON	5	21.8m	2:12.72	60.02s (1)	30.99s (1)
3 TASCOTT LADY	6	24.0m	2:12.89	59.73s (1)	30.78s (1)
5 DOOLITTLE DOOFY	7	24.4m	2:12.92	59.19s (0)	30.26s (0)
1 BETTOR WATCH HIM	8	27.0m	2:13.11	60.08s (0)	31.23s (0)
8 TAP IT IN	9	31.3m	2:13.43	59.09s (0)	29.87s (0)

Finish Position and metres gained from 800m



Trots Sectionals  
 Powered by  
[www.pjdata.com.au](http://www.pjdata.com.au)  
 Home of PJ Trots Analyser



The Racing Queensland Board (trading as Racing Queensland) and provider are not responsible for the completeness or accuracy of any of the information contained herein, and makes no representations about its suitability for any purpose.

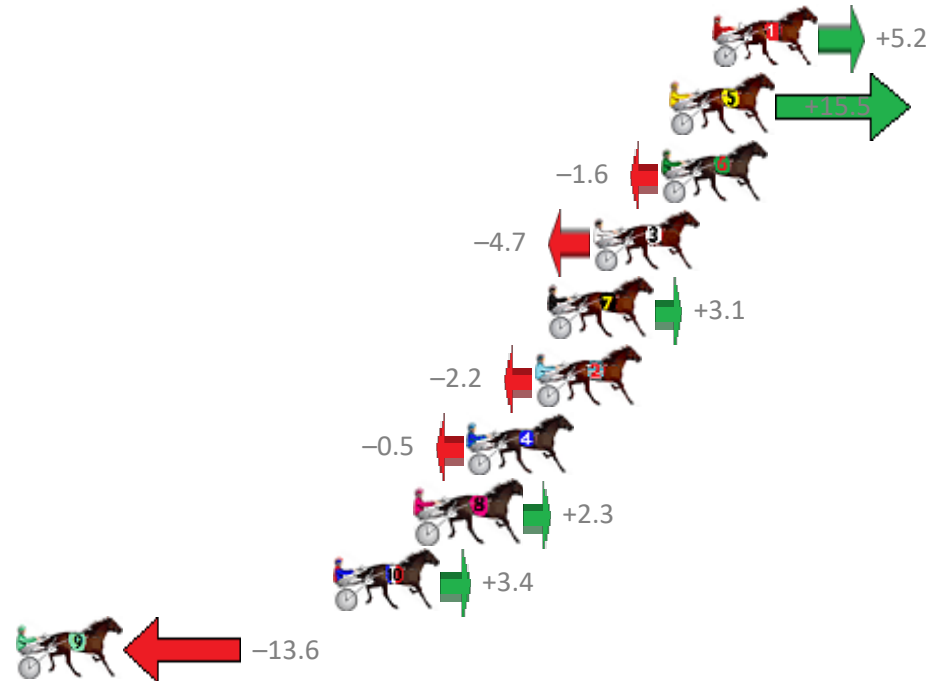
# Redcliffe Race 8 Distance 1780m

Thursday, 14 June 2018

Gross Time: 2:12.20 MileRate: 1:59.50 LeadTime: 11.40s First Qtr: 29.40s Second Qtr: 32.40s Third Qtr: 29.70s Fourth Qtr: 29.30s

NoHorse	Plc	Margin	Time	800Time (W)	400 Time (W)
1 DOOLITTLE DANDY	1	0.0m	2:12.20	58.62s (0)	28.89s (0)
5 HOT ROD HEAVEN	2	1.7m	2:12.32	57.86s (2)	29.34s (2)
6 COURAGEOUS LEO	3	2.0m	2:12.35	59.12s (0)	29.40s (0)
3 GLENFERRIE BABY	4	4.7m	2:12.54	59.35s (1)	29.64s (1)
7 FALCON VISTA	5	6.5m	2:12.68	58.77s (0)	28.97s (0)
2 DOWNAN OUT	6	7.0m	2:12.71	59.16s (1)	29.36s (1)
4 LIFEINHEAVEN	7	9.7m	2:12.91	59.04s (1)	29.18s (1)
8 SWAFFHAM WATER	8	11.7m	2:13.06	58.83s (0)	28.94s (0)
10 ITS ALL TORQUE	9	15.0m	2:13.30	58.75s (0)	29.09s (1)
9 RUFFALO	10	27.6m	2:14.22	60.00s (1)	30.69s (2)

Finish Position and metres gained from 800m



Trots Sectionals  
 Powered by  
[www.pjdata.com.au](http://www.pjdata.com.au)  
 Home of PJ Trots Analyser



The Racing Queensland Board (trading as Racing Queensland) and provider are not responsible for the completeness or accuracy of any of the information contained herein, and makes no representations about its suitability for any purpose.