


REDCLIFFE Race 1 Distance 1780m

Thursday, 14 September 2017

Gross Time: 2:20.20 MileRate: 2:06.10 LeadTime: 16.50s First Qtr: 30.30s Second Qtr: 33.00s Third Qtr: 29.60s Fourth Qtr: 30.80s

No	Horse	Plc	Margin	Time	800Time (W)	400 Time (W)
5	GO AHEAD MAKEMYDA	1	0.0m	2:20.20	60.40s (0)	30.80s (0)
2	NORTHERN MUSCLE	2	16.2m	2:21.45	60.76s (1)	31.11s (1)
6	TURN UP TRUMPS	3	19.9m	2:21.73	61.52s (0)	31.62s (0)
4	NORAHS FLING	4	26.8m	2:22.26	61.35s (0)	31.15s (1)
1	THE SHARP SHOOTER	5	27.7m	2:22.33	61.75s (0)	31.49s (0)
3	MARCHESA	6	104.8m	2:28.27	67.04s (1)	36.56s (0)
7	WIRRA STORM	7	140.4m	2:31.01	65.72s (0)	34.68s (0)

Finish Position and metres gained from 800m



Trots Sectionals
 Powered by
www.pjdata.com.au
 Home of PJ Trots Analyser



The Racing Queensland Board (trading as Racing Queensland) and provider are not responsible for the completeness or accuracy of any of the information contained herein, and makes no representations about its suitability for any purpose.

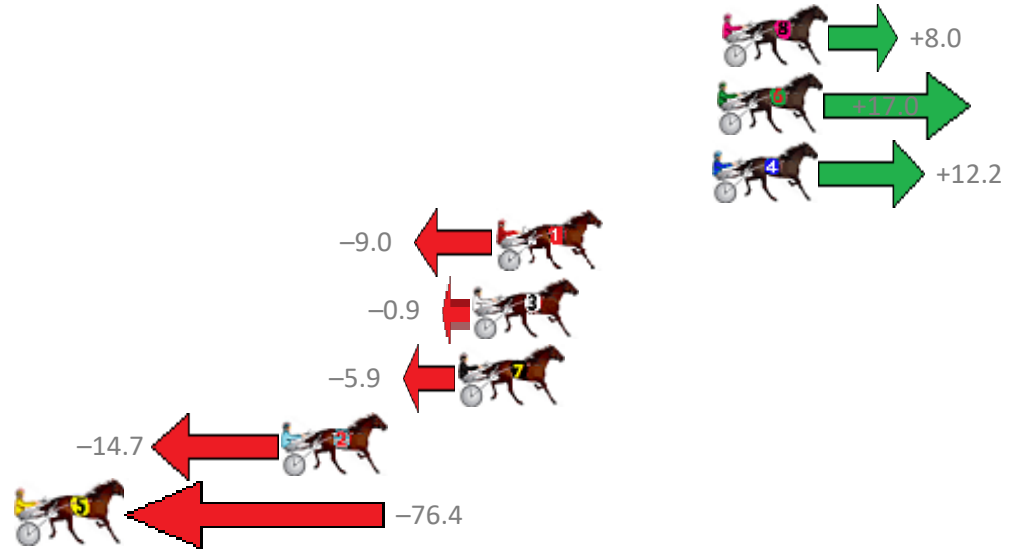
REDCLIFFE Race 2 Distance 1780m

Thursday, 14 September 2017

Gross Time: 2:14.80 MileRate: 2:01.80 LeadTime: 13.20s First Qtr: 30.40s Second Qtr: 30.80s Third Qtr: 29.40s Fourth Qtr: 31.00s

No	Horse	Plc	Margin	Time	800Time (W)	400 Time (W)
8	PURE MADNESS	1	0.0m	2:14.80	59.80s (1)	30.67s (2)
6	THERESACHANCE	2	0.2m	2:14.82	59.12s (1)	29.92s (2)
4	PITTSWORTH MAN	3	0.4m	2:14.83	59.48s (1)	30.29s (2)
1	DIAMANTINA DEVIL	4	9.0m	2:15.50	61.08s (0)	31.70s (0)
3	NICKY MATTGREGOR	5	9.9m	2:15.57	60.47s (0)	31.09s (0)
7	VANTO HANOVER	6	10.5m	2:15.61	60.85s (0)	31.47s (0)
2	SONNY SAVEAO	7	17.5m	2:16.16	61.51s (1)	32.05s (1)
5	DODGY LEADER	8	97.0m	2:22.32	66.17s (0)	36.63s (0)

Finish Position and metres gained from 800m



Trots Sectionals
 Powered by
www.pjdata.com.au
 Home of PJ Trots Analyser



The Racing Queensland Board (trading as Racing Queensland) and provider are not responsible for the completeness or accuracy of any of the information contained herein, and makes no representations about its suitability for any purpose.

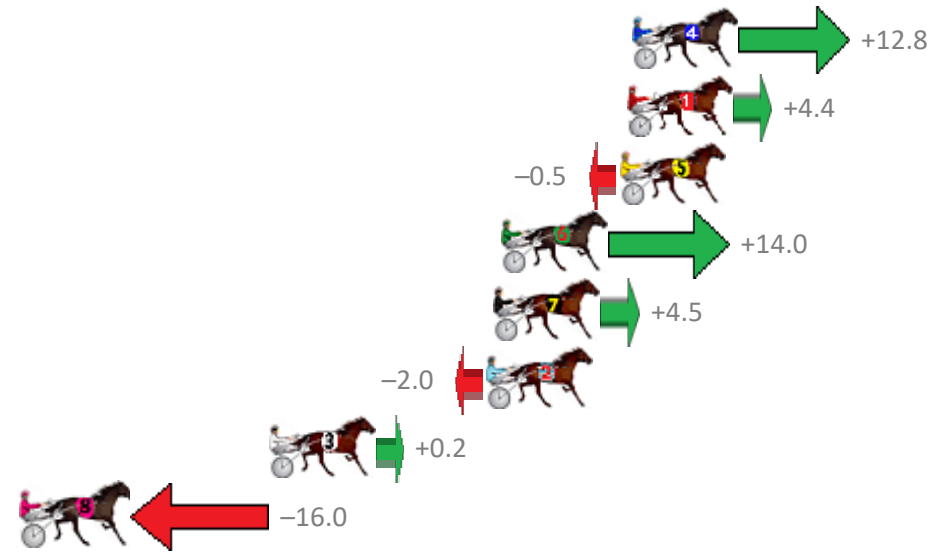
REDCLIFFE Race 3 Distance 1780m

Thursday, 14 September 2017

Gross Time: 2:16.70 MileRate: 2:03.60 LeadTime: 11.90s First Qtr: 31.30s Second Qtr: 32.50s Third Qtr: 30.10s Fourth Qtr: 30.90s

No	Horse	Plc	Margin	Time	800Time (W)	400 Time (W)
4	DUFFY BROMAC	1	0.0m	2:16.70	60.02s (1)	30.02s (1)
1	IM ISABELLA	2	0.2m	2:16.72	60.66s (0)	30.56s (0)
5	FLASHING GOOD TIME	3	0.5m	2:16.74	61.04s (0)	30.94s (0)
6	BARBOO	4	5.2m	2:17.10	59.93s (1)	30.02s (1)
7	ENRIQUES ME DAD	5	5.5m	2:17.12	60.66s (0)	30.60s (0)
2	CERTAINLYSOMETHING	6	5.8m	2:17.15	61.15s (1)	31.16s (1)
3	CHARLIE ROBYN	7	14.4m	2:17.81	60.98s (0)	30.93s (0)
8	JACKS FALCON	8	24.2m	2:18.57	62.22s (1)	32.24s (1)

Finish Position and metres gained from 800m



Trots Sectionals
 Powered by
www.pjdata.com.au
 Home of PJ Trots Analyser



The Racing Queensland Board (trading as Racing Queensland) and provider are not responsible for the completeness or accuracy of any of the information contained herein, and makes no representations about its suitability for any purpose.

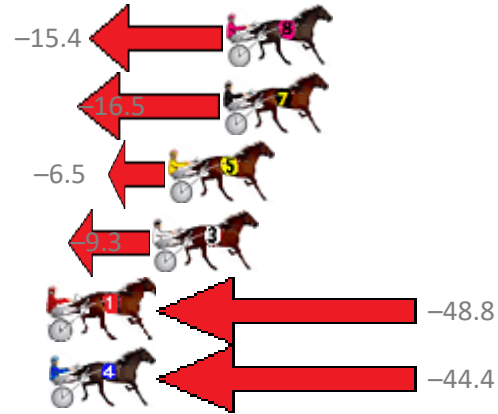
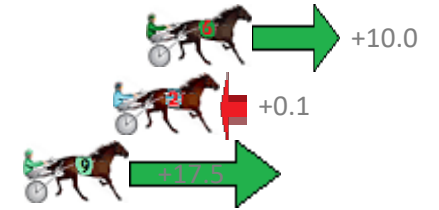
REDCLIFFE Race 4 Distance 2040m

Thursday, 14 September 2017

Gross Time: 2:33.30 MileRate: 2:00.90 LeadTime: 31.50s First Qtr: 30.20s Second Qtr: 31.80s Third Qtr: 29.60s Fourth Qtr: 30.20s

No	Horse	Plc	Margin	Time	800Time (W)	400 Time (W)
6	ROCKY CARRINGTON	1	0.0m	2:33.30	59.05s (1)	29.72s (2)
2	EVELYN JAY	2	1.3m	2:33.40	59.79s (1)	30.30s (1)
9	GLOVEMAN GILLY	3	4.9m	2:33.67	58.49s (2)	29.50s (2)
8	ARCHIECANO	4	21.0m	2:34.89	60.95s (1)	31.29s (1)
7	OUR BUSCEMI	5	21.1m	2:34.89	61.03s (0)	31.11s (0)
5	DOUBLE BAILEYS	6	23.3m	2:35.06	60.29s (2)	31.10s (3)
3	LONG DIRT ROAD	7	23.9m	2:35.10	60.50s (1)	31.07s (1)
1	LOCKTON ART	8	48.8m	2:36.98	63.45s (0)	33.54s (0)
4	OUTINEQUA	9	53.2m	2:37.32	63.12s (0)	33.22s (0)

Finish Position and metres gained from 800m



Trots Sectionals
 Powered by
www.pjdata.com.au
 Home of PJ Trots Analyser



The Racing Queensland Board (trading as Racing Queensland) and provider are not responsible for the completeness or accuracy of any of the information contained herein, and makes no representations about its suitability for any purpose.

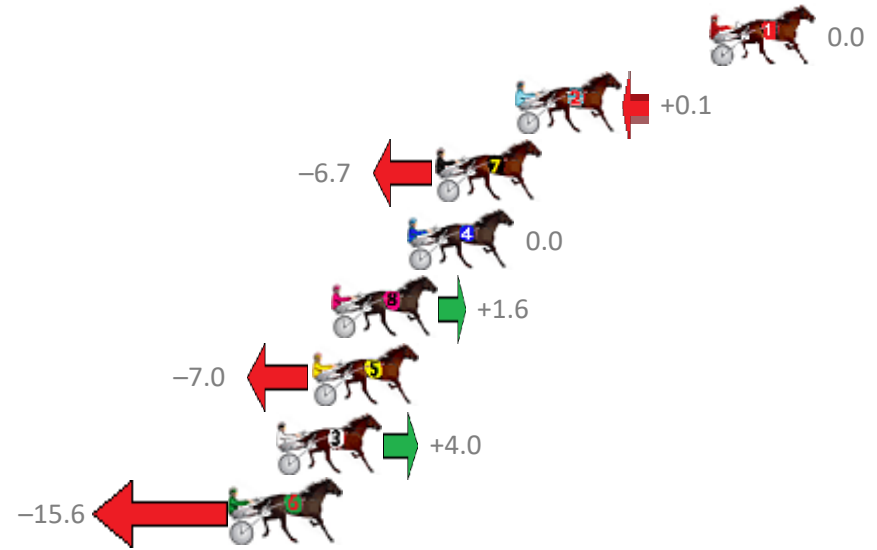
REDCLIFFE Race 5 Distance 2040m

Thursday, 14 September 2017

Gross Time: 2:35.00 MileRate: 2:02.20 LeadTime: 32.40s First Qtr: 31.50s Second Qtr: 32.40s Third Qtr: 29.60s Fourth Qtr: 29.10s

No	Horse	Plc	Margin	Time	800Time (W)	400 Time (W)
1	LEXUS ON THE BEACH	1	0.0m	2:35.00	58.70s (0)	29.10s (0)
2	CORRINYAH CONMAN	2	7.7m	2:35.56	58.69s (1)	29.08s (1)
7	ISOBELA MAREE	3	10.9m	2:35.79	59.19s (0)	29.50s (0)
4	IMA SEA STORM	4	12.0m	2:35.87	58.70s (1)	29.81s (2)
8	GOODTIME STRIDE	5	15.0m	2:36.09	58.58s (1)	29.41s (2)
5	LISAS LAWYER	6	15.8m	2:36.15	59.21s (0)	29.39s (0)
3	USANE FLASH	7	17.2m	2:36.25	58.41s (1)	29.29s (1)
6	REDDY FIRE	8	19.0m	2:36.38	59.84s (1)	30.21s (1)

Finish Position and metres gained from 800m



Trots Sectionals
 Powered by
www.pjdata.com.au
 Home of PJ Trots Analyser



The Racing Queensland Board (trading as Racing Queensland) and provider are not responsible for the completeness or accuracy of any of the information contained herein, and makes no representations about its suitability for any purpose.

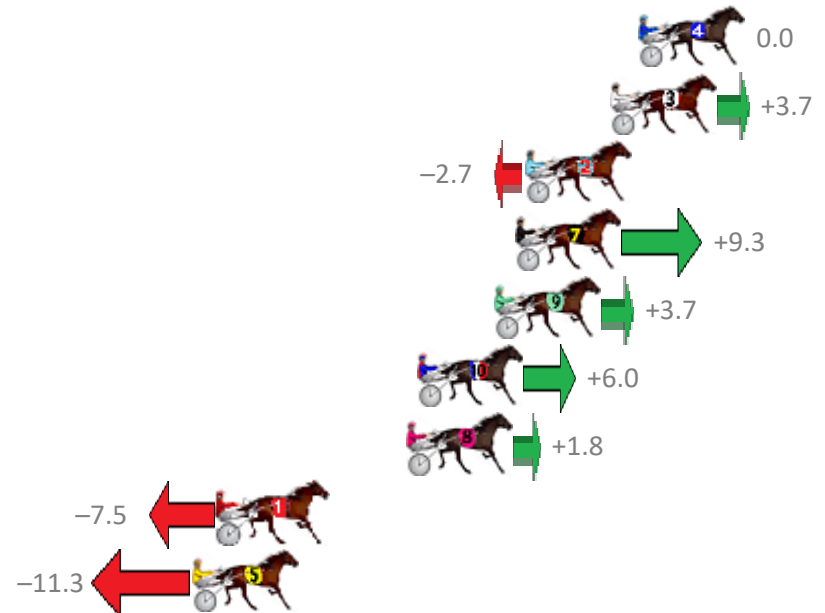
REDCLIFFE Race 6 Distance 2040m

Thursday, 14 September 2017

Gross Time: 2:36.10 MileRate: 2:03.10 LeadTime: 33.60s First Qtr: 31.00s Second Qtr: 31.30s Third Qtr: 28.90s Fourth Qtr: 31.30s

No	Horse	Plc	Margin	Time	800Time (W)	400 Time (W)
4	BUDDY BABCOCK	1	0.0m	2:36.10	60.20s (0)	31.30s (0)
3	LEORYAN	2	1.1m	2:36.19	59.92s (0)	30.89s (0)
2	CHANG	3	4.5m	2:36.45	60.40s (1)	31.23s (1)
7	IM ROLLING STONED	4	4.9m	2:36.48	59.50s (0)	29.99s (2)
9	MISTER CHOMP	5	5.7m	2:36.55	59.92s (2)	31.14s (2)
10	BETONTHEBAY	6	8.8m	2:36.79	59.75s (2)	30.92s (2)
8	SUMMER MONEY	7	9.2m	2:36.82	60.06s (1)	30.74s (1)
1	PRIVATE JUJON	8	16.7m	2:37.41	60.76s (0)	31.42s (0)
5	ITS YOU NOT ME	9	17.7m	2:37.49	61.05s (1)	31.76s (1)

Finish Position and metres gained from 800m



Trots Sectionals
 Powered by
www.pjdata.com.au
 Home of PJ Trots Analyser



The Racing Queensland Board (trading as Racing Queensland) and provider are not responsible for the completeness or accuracy of any of the information contained herein, and makes no representations about its suitability for any purpose.

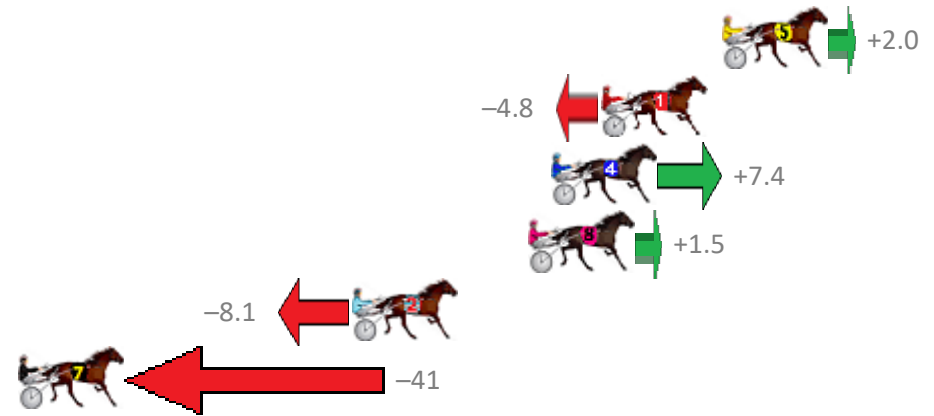
REDCLIFFE Race 7 Distance 2040m

Thursday, 14 September 2017

Gross Time: 2:34.50 MileRate: 2:01.90 LeadTime: 32.60s First Qtr: 31.90s Second Qtr: 31.40s Third Qtr: 28.50s Fourth Qtr: 30.10s

No	Horse	Plc	Margin	Time	800Time (W)	400 Time (W)
5	JAKES A JOY	1	0.0m	2:34.50	58.45s (1)	30.07s (1)
1	BLUE EYED CREATION	2	4.8m	2:34.86	58.95s (0)	30.46s (0)
4	BHAPPY	3	6.8m	2:35.01	58.06s (2)	29.92s (2)
8	COMIGAL	4	7.7m	2:35.08	58.49s (2)	30.41s (2)
2	ARBIT MAJOR	5	14.7m	2:35.61	59.19s (1)	30.81s (1)
7	MERRYLANDS MISS	6	46.0m	2:37.96	61.60s (0)	32.93s (0)

Finish Position and metres gained from 800m



Trots Sectionals
 Powered by
www.pjdata.com.au
 Home of PJ Trots Analyser

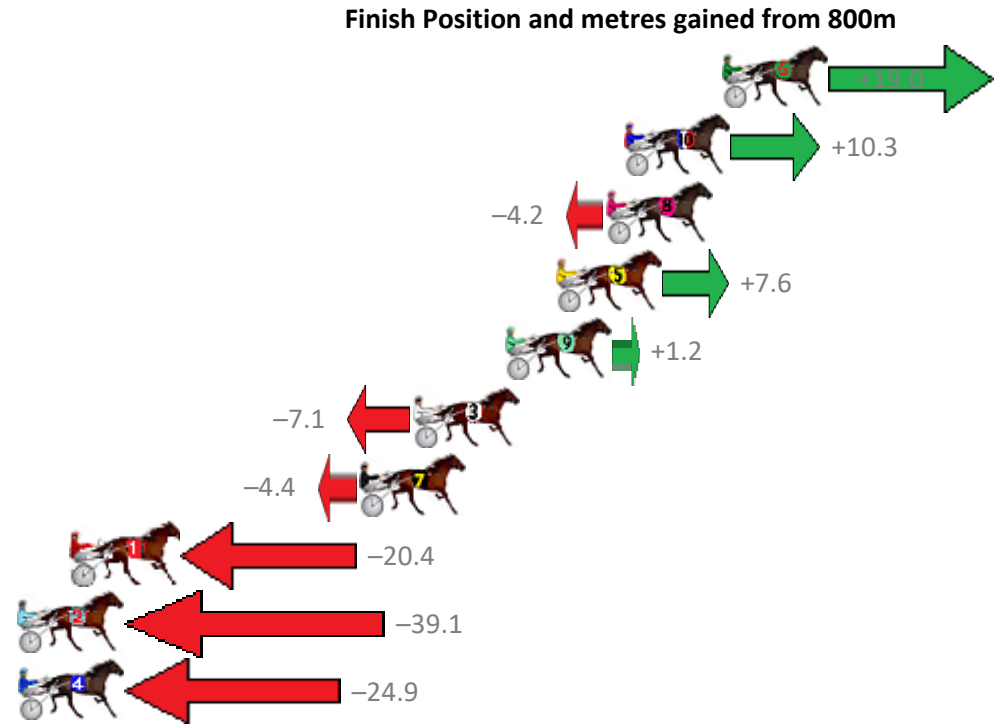


REDCLIFFE Race 8 Distance 2040m

Thursday, 14 September 2017

Gross Time: 2:37.60 MileRate: 2:04.30 LeadTime: 33.40s First Qtr: 31.50s Second Qtr: 32.50s Third Qtr: 29.40s Fourth Qtr: 30.80s

No	Horse	Plc	Margin	Time	800Time (W)	400 Time (W)
6	ELMAUR JOY	1	0.0m	2:37.60	58.77s (2)	30.12s (2)
10	BARON JUJON	2	3.9m	2:37.90	59.42s (1)	30.05s (2)
8	CHEYENNE WARRIOR	3	4.6m	2:37.95	60.52s (1)	31.15s (1)
5	LEHMANN	4	6.6m	2:38.11	59.63s (2)	31.02s (2)
9	PROBABLE CAUSE	5	8.6m	2:38.26	60.11s (1)	30.71s (1)
3	LAST LEGEND	6	12.3m	2:38.55	60.73s (1)	31.36s (1)
7	SCOTT TOM	7	14.4m	2:38.71	60.53s (0)	30.85s (0)
1	AMBER STRIKE	8	25.8m	2:39.59	61.74s (0)	32.08s (0)
2	NINE CARD PLAYER	9	39.1m	2:40.61	63.14s (0)	33.66s (0)
4	HEZ TO BLAME	10	39.7m	2:40.66	62.07s (0)	32.41s (0)



Trots Sectionals
 Powered by
www.pjdata.com.au
 Home of PJ Trots Analyser



The Racing Queensland Board (trading as Racing Queensland) and provider are not responsible for the completeness or accuracy of any of the information contained herein, and makes no representations about its suitability for any purpose.