

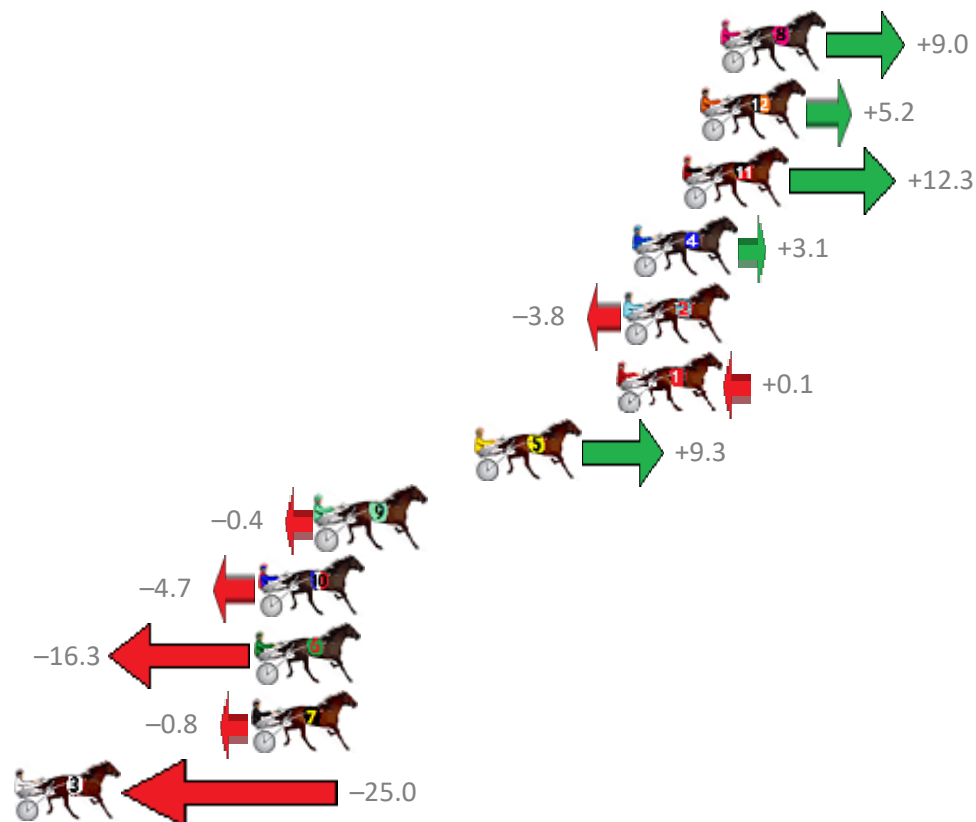
Albion Park Race 1 Distance 2138m

Saturday, 5 May 2018

Gross Time: 2:34.20 MileRate: 1:56.10 LeadTime: 37.40s First Qtr: 29.30s Second Qtr: 30.60s Third Qtr: 28.10s Fourth Qtr: 28.80s

NoHorse	Plc	Margin	Time	800Time (W)	400 Time (W)
8 CASINO TOMMY	1	0.0m	2:34.20	56.26s (0)	28.15s (0)
12 ANNIKA MAGIC	2	0.8m	2:34.26	56.53s (2)	28.54s (2)
11 TOP TRIO	3	1.5m	2:34.31	56.03s (0)	27.91s (0)
4 WITH AUTHORITY	4	3.5m	2:34.45	56.68s (1)	28.40s (1)
2 CHANTREY	5	3.8m	2:34.47	57.17s (0)	29.07s (0)
1 LANCELOT BROMAC	6	4.1m	2:34.50	56.89s (0)	28.78s (0)
5 SAMS A CHAMP	7	9.7m	2:34.90	56.24s (0)	28.14s (0)
9 SOMEPARTYSOMEWHE	8	16.0m	2:35.35	56.93s (1)	28.66s (1)
10 COVERT BEAUTY	9	18.3m	2:35.52	57.23s (2)	29.20s (2)
6 CHAL FIRE	10	18.5m	2:35.53	58.06s (1)	29.82s (1)
7 SWEET AS	11	18.6m	2:35.54	56.96s (2)	28.92s (2)
3 KOTARE YORK	12	36.0m	2:36.79	58.68s (1)	30.40s (1)

Finish Position and metres gained from 800m



Trots Sectionals
 Powered by
www.pjdata.com.au
 Home of PJ Trots Analyser



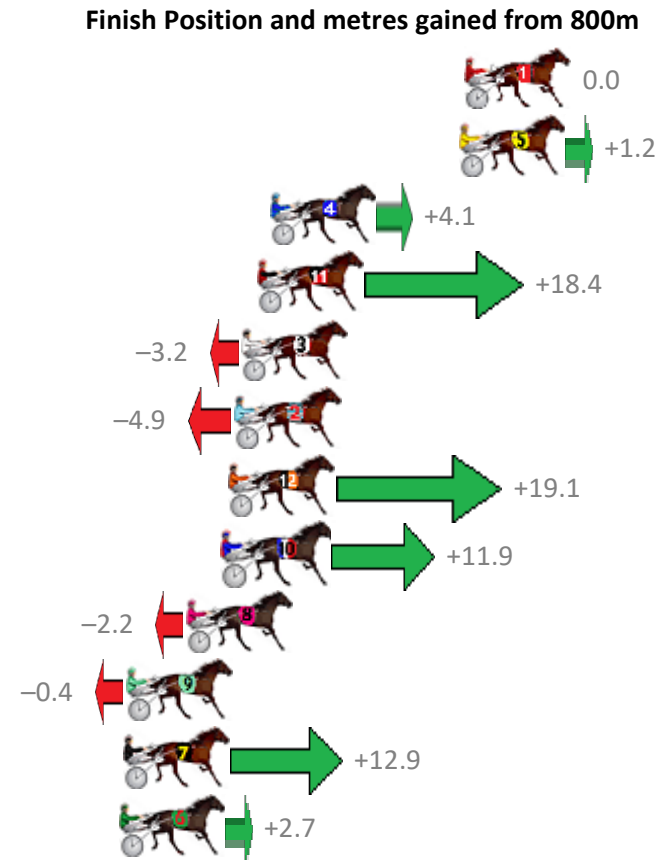
The Racing Queensland Board (trading as Racing Queensland) and provider are not responsible for the completeness or accuracy of any of the information contained herein, and makes no representations about its suitability for any purpose.

Albion Park Race 2 Distance 1660m

Saturday, 5 May 2018

Gross Time: 1:59.00 MileRate: 1:55.30 LeadTime: 3.70s First Qtr: 27.50s Second Qtr: 30.90s Third Qtr: 27.80s Fourth Qtr: 29.10s

NoHorse	Plc	Margin	Time	800Time (W)	400 Time (W)
1 LIKEALLOFUS	1	0.0m	1:59.00	56.90s (0)	29.09s (0)
5 LEXUS ON THE BEACH	2	0.2m	1:59.01	56.81s (1)	29.11s (1)
4 SICILIAN SLUMBER	3	7.7m	1:59.56	56.61s (1)	28.93s (1)
11 ARROKEEFE	4	8.2m	1:59.60	55.59s (2)	28.34s (2)
3 YANKEE STRUTTER	5	8.8m	1:59.64	57.13s (1)	29.36s (1)
2 MASTER MONTANA	6	9.1m	1:59.66	57.25s (0)	29.38s (0)
12 BELLS BEACH HOUSE	7	9.3m	1:59.68	55.54s (1)	28.42s (1)
10 REDS JET STAR	8	9.5m	1:59.69	56.05s (2)	28.79s (2)
8 MACHIN OUT	9	11.0m	1:59.80	57.06s (0)	29.17s (0)
9 RORY MACH	10	13.4m	1:59.97	56.93s (0)	29.04s (0)
7 SPEEDIE MCARDLE	11	13.5m	1:59.98	55.98s (0)	28.74s (0)
6 THE PACMAN	12	13.7m	1:60.00	56.71s (1)	29.06s (1)



Trots Sectionals
 Powered by
www.pjdata.com.au
 Home of PJ Trots Analyser



The Racing Queensland Board (trading as Racing Queensland) and provider are not responsible for the completeness or accuracy of any of the information contained herein, and makes no representations about its suitability for any purpose.

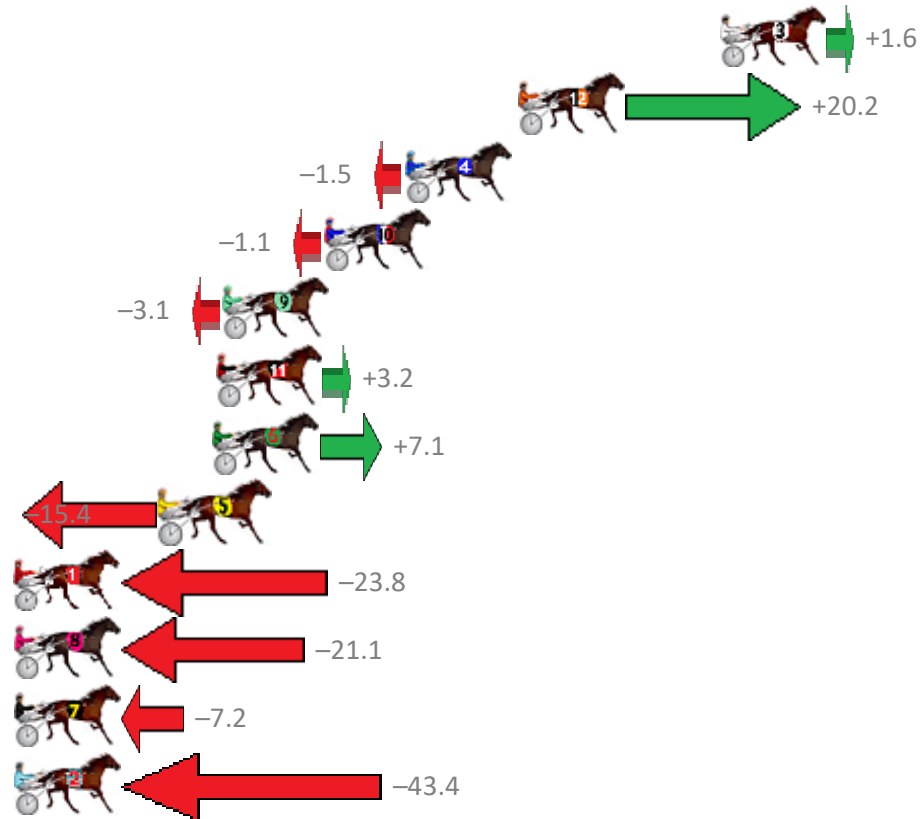
Albion Park Race 3 Distance 1660m

Saturday, 5 May 2018

Gross Time: 1:58.50 MileRate: 1:54.80 LeadTime: 4.10s First Qtr: 27.40s Second Qtr: 29.10s Third Qtr: 28.60s Fourth Qtr: 29.30s

NoHorse	Plc	Margin	Time	800Time (W)	400 Time (W)
3 BETTOR BE LUCKY	1	0.0m	1:58.50	57.78s (1)	29.30s (1)
12 TOMEARA	2	8.0m	1:59.09	56.44s (1)	28.07s (3)
4 PALE BEAR BOO	3	12.5m	1:59.42	58.01s (1)	30.11s (2)
10 THE CARINGBAH KID	4	15.7m	1:59.65	57.98s (0)	29.53s (2)
9 BIG BRUCE	5	19.7m	1:59.94	58.12s (1)	29.66s (3)
11 OYSTER STRIDE	6	20.0m	1:59.96	57.67s (1)	29.30s (3)
6 HEZ RAZOR SHARP	7	20.1m	1:59.97	57.39s (0)	29.45s (2)
5 ROCKNROLL MUSIC	8	22.2m	2:00.13	59.01s (1)	30.28s (1)
1 MONIVAE	9	28.4m	2:00.58	59.62s (0)	30.68s (0)
8 LEVI JADE	10	30.7m	2:00.75	59.43s (0)	30.46s (1)
7 ERNIE BARRASSO	11	39.6m	2:01.40	58.42s (1)	30.24s (0)
2 JUST SAY GO	12	43.4m	2:01.68	61.04s (0)	32.08s (0)

Finish Position and metres gained from 800m



Trots Sectionals
 Powered by
www.pjdata.com.au
 Home of PJ Trots Analyser



The Racing Queensland Board (trading as Racing Queensland) and provider are not responsible for the completeness or accuracy of any of the information contained herein, and makes no representations about its suitability for any purpose.

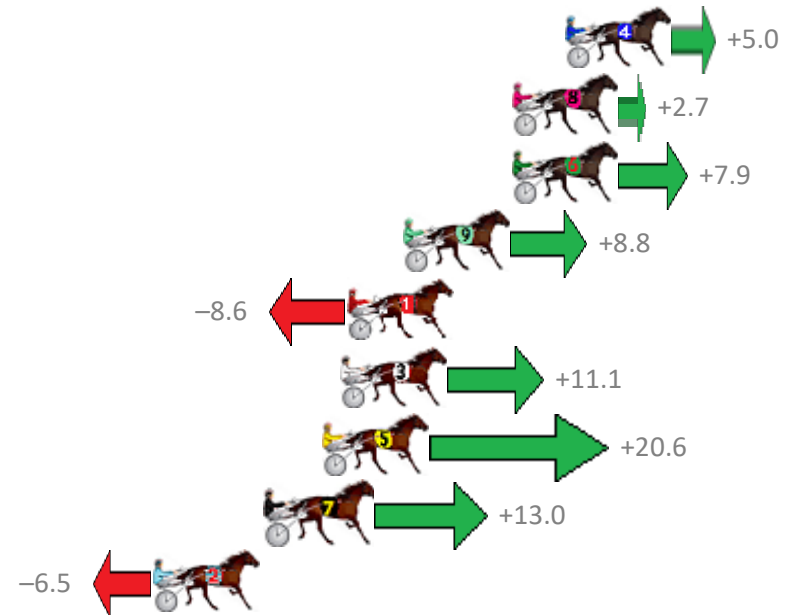
Albion Park Race 4 Distance 1660m

Saturday, 5 May 2018

Gross Time: 1:57.00 MileRate: 1:53.40 LeadTime: 3.60s First Qtr: 27.30s Second Qtr: 30.30s Third Qtr: 27.50s Fourth Qtr: 28.30s

NoHorse	Plc	Margin	Time	800Time (W)	400 Time (W)
4 REMEMBER THEM	1	0.0m	1:57.00	55.45s (1)	28.30s (0)
8 MATTGREGOR	2	2.1m	1:57.15	55.61s (0)	27.84s (1)
6 ANYCHANCE	3	2.1m	1:57.15	55.25s (1)	28.17s (1)
9 CONSTANTLYSIDEWAYS	4	6.4m	1:57.45	55.19s (1)	28.29s (2)
1 STORMFORTHEBOYS	5	8.6m	1:57.61	56.40s (0)	28.47s (0)
3 WRITTEN IN RED	6	8.9m	1:57.63	55.03s (1)	28.08s (2)
5 FEEL THE FAITH	7	9.6m	1:57.68	54.36s (1)	27.42s (1)
7 THE SPACE INVADER	8	11.8m	1:57.83	54.89s (1)	28.06s (3)
2 MONTANA FALCON	9	16.3m	1:58.15	56.25s (0)	28.45s (0)

Finish Position and metres gained from 800m



Trots Sectionals
 Powered by
www.pjdata.com.au
 Home of PJ Trots Analyser



The Racing Queensland Board (trading as Racing Queensland) and provider are not responsible for the completeness or accuracy of any of the information contained herein, and makes no representations about its suitability for any purpose.

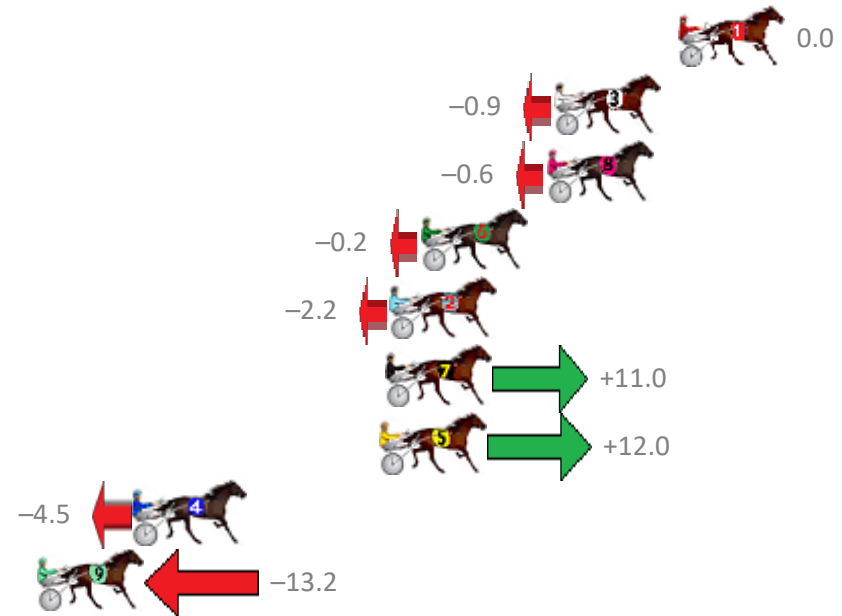
Albion Park Race 5 Distance 1660m

Saturday, 5 May 2018

Gross Time: 1:57.80 MileRate: 1:54.20 LeadTime: 3.70s First Qtr: 29.20s Second Qtr: 29.90s Third Qtr: 26.70s Fourth Qtr: 28.30s

NoHorse	Plc	Margin	Time	800Time (W)	400 Time (W)
1 ROYAL COUNSEL	1	0.0m	1:57.80	55.00s (0)	28.30s (0)
3 CROFT BAY	2	4.9m	1:58.15	55.06s (1)	28.36s (1)
8 IMA GRUMPY POSSUM	3	5.2m	1:58.17	55.04s (0)	28.29s (0)
6 ZAC MAC	4	10.2m	1:58.52	55.01s (0)	27.99s (0)
2 FLAMING HERO	5	11.4m	1:58.61	55.15s (1)	28.34s (1)
7 POLISHED ROCKS	6	11.6m	1:58.62	54.24s (2)	27.54s (2)
5 AMAJORJO	7	11.8m	1:58.63	54.17s (1)	28.02s (1)
4 INA GREAT PLACE	8	21.5m	1:59.32	55.31s (2)	28.58s (2)
9 MAFUTA VAUTIN	9	25.4m	1:59.60	55.91s (2)	29.22s (2)

Finish Position and metres gained from 800m



Trots Sectionals
 Powered by
www.pjdata.com.au
 Home of PJ Trots Analyser



The Racing Queensland Board (trading as Racing Queensland) and provider are not responsible for the completeness or accuracy of any of the information contained herein, and makes no representations about its suitability for any purpose.

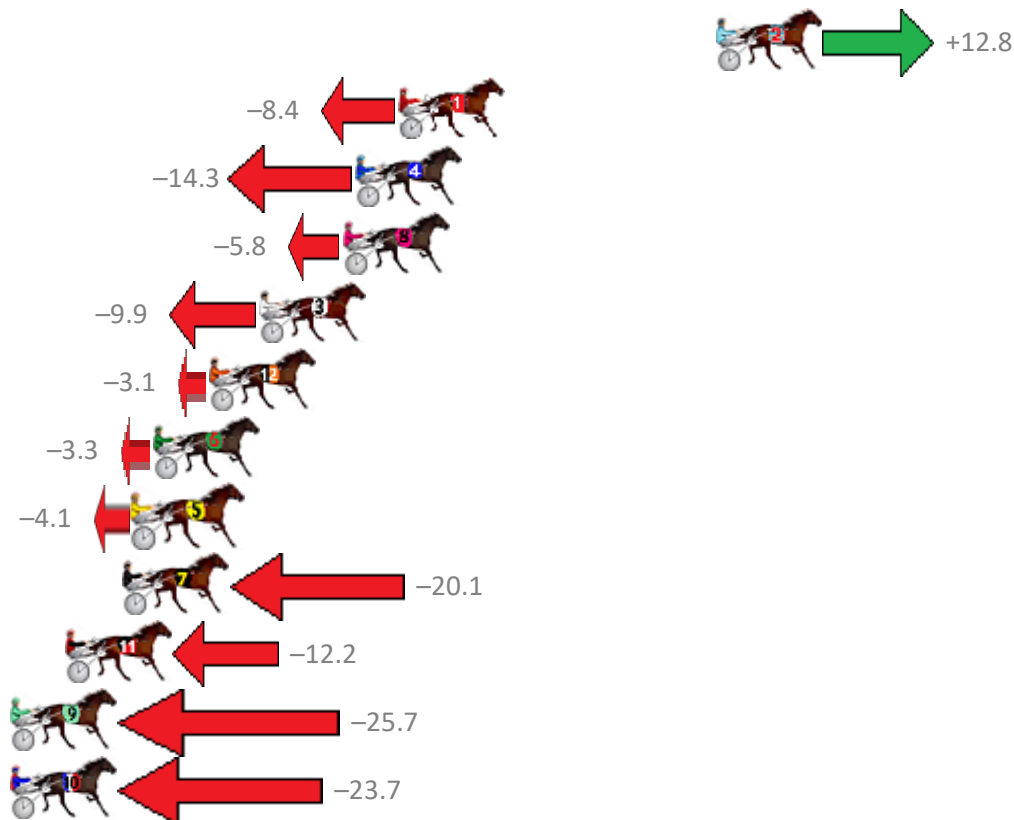
Albion Park Race 6 Distance 1660m

Saturday, 5 May 2018

Gross Time: 1:58.20 MileRate: 1:54.60 LeadTime: 3.40s First Qtr: 28.10s Second Qtr: 30.00s Third Qtr: 28.50s Fourth Qtr: 28.20s

NoHorse	Plc	Margin	Time	800Time (W)	400 Time (W)
2 CLINTAL DO	1	0.0m	1:58.20	55.79s (2)	27.59s (3)
1 RUATO BAY	2	12.6m	1:59.09	57.30s (0)	28.76s (0)
4 WEEDONS EXPRESS	3	14.3m	1:59.21	57.71s (0)	29.21s (0)
8 RIVERLEIGH JEFF	4	14.8m	1:59.24	57.11s (0)	28.58s (0)
3 FRANCO TARIQ	5	18.1m	1:59.48	57.40s (1)	28.94s (1)
12 CELTIC CRUZA	6	20.1m	1:59.62	56.92s (2)	28.60s (2)
6 CROWNING GLORY	7	22.3m	1:59.77	56.93s (0)	28.36s (0)
5 WOODLEA BEAU	8	23.1m	1:59.83	56.99s (1)	28.64s (1)
7 SLIPASLYGRIN	9	23.5m	1:59.86	58.12s (1)	29.63s (1)
11 HANDSOME MAJOR	10	25.8m	2:00.02	57.56s (0)	28.98s (0)
9 PLAYNSERIOUS	11	33.3m	2:00.55	58.52s (2)	30.17s (2)
10 MAJOR STRIKE	12	37.5m	2:00.84	58.38s (1)	29.96s (1)

Finish Position and metres gained from 800m



Trots Sectionals
 Powered by
www.pjdata.com.au
 Home of PJ Trots Analyser



The Racing Queensland Board (trading as Racing Queensland) and provider are not responsible for the completeness or accuracy of any of the information contained herein, and makes no representations about its suitability for any purpose.


Albion Park Race 7 Distance 2138m

Saturday, 5 May 2018

Gross Time: 2:35.50 MileRate: 1:57.10 LeadTime: 38.10s First Qtr: 31.40s Second Qtr: 29.80s Third Qtr: 27.80s Fourth Qtr: 28.40s

NoHorse	Plc	Margin	Time	800Time (W)	400 Time (W)
6 BETTORTHANSPECIAL	1	0.0m	2:35.50	55.01s (1)	27.82s (2)
5 JACKAROO BROMAC	2	0.8m	2:35.56	55.40s (1)	27.68s (1)
3 ALLELUIA	3	3.7m	2:35.76	55.90s (1)	28.27s (1)
8 VILLAGE WITCH	4	3.9m	2:35.78	56.16s (0)	28.32s (0)
2 BETTABE PERFECT	5	4.7m	2:35.83	56.29s (1)	28.66s (1)
1 THE SHADY ONE	6	7.8m	2:36.05	56.75s (0)	28.95s (0)
4 JOYS A BABE	7	10.5m	2:36.25	56.29s (0)	28.45s (0)
7 CATCHA LEFTY	8	21.3m	2:37.01	56.67s (2)	29.63s (2)

Finish Position and metres gained from 800m



Trots Sectionals
 Powered by
www.pjdata.com.au
 Home of PJ Trots Analyser



The Racing Queensland Board (trading as Racing Queensland) and provider are not responsible for the completeness or accuracy of any of the information contained herein, and makes no representations about its suitability for any purpose.


Albion Park Race 8 Distance 1660m

Saturday, 5 May 2018

Gross Time: 1:59.60 MileRate: 1:55.90 LeadTime: 3.80s First Qtr: 28.00s Second Qtr: 30.50s Third Qtr: 28.40s Fourth Qtr: 28.90s

NoHorse	Plc	Margin	Time	800Time (W)	400 Time (W)
5 THE HARLEM HAMMER	1	0.0m	1:59.60	56.88s (1)	28.57s (1)
3 WESTERN JEWELS	2	4.7m	1:59.94	57.52s (1)	29.21s (1)
2 NOVENA ROSE	3	7.8m	2:00.16	57.86s (0)	29.46s (0)
1 STELLAGREY	4	9.9m	2:00.32	57.69s (0)	29.28s (0)
4 GLENFERRIE BABY	5	11.0m	2:00.39	57.37s (1)	29.03s (1)
8 EVELYN JAY	6	12.0m	2:00.47	57.50s (0)	29.07s (0)
6 HEAVENS HINT	7	13.5m	2:00.58	57.26s (0)	28.82s (0)
7 MAJOR HEI	8	15.2m	2:00.70	57.07s (1)	28.89s (2)
11 ROCKNROLL AMBER	9	16.8m	2:00.81	58.10s (2)	29.82s (2)
9 SWAFFHAM WATER	10	17.6m	2:00.87	57.54s (1)	29.06s (1)
10 EASTBRO LUCKY	11	30.2m	2:01.78	58.70s (2)	30.45s (2)

Finish Position and metres gained from 800m



Trots Sectionals
 Powered by
www.pjdata.com.au
 Home of PJ Trots Analyser



The Racing Queensland Board (trading as Racing Queensland) and provider are not responsible for the completeness or accuracy of any of the information contained herein, and makes no representations about its suitability for any purpose.

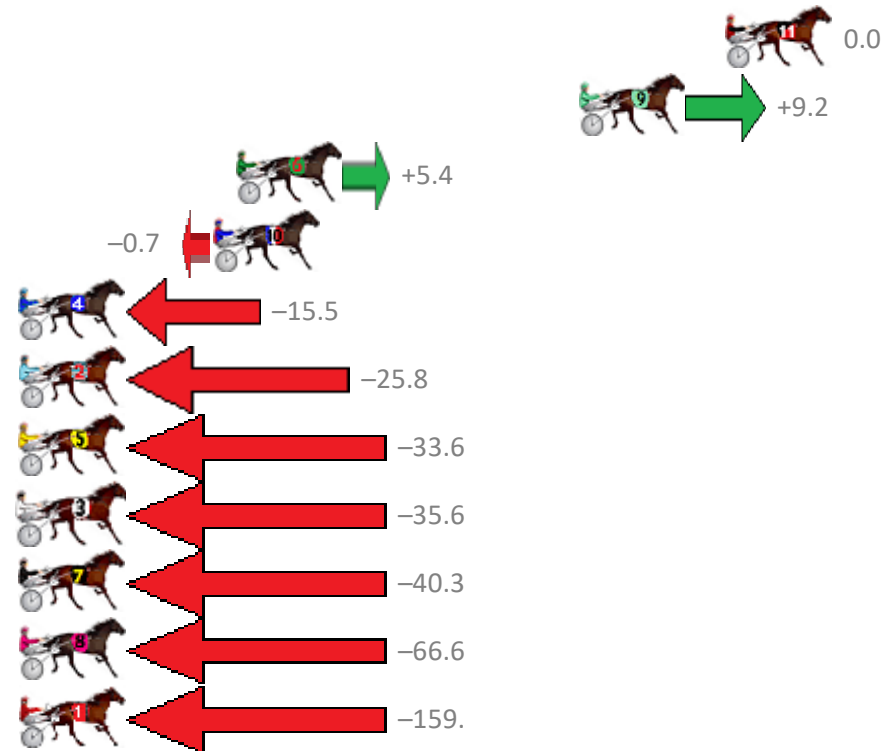
Albion Park Race 9 Distance 2138m

Saturday, 5 May 2018

Gross Time: 2:33.60 MileRate: 1:55.60 LeadTime: 37.20s First Qtr: 29.40s Second Qtr: 30.20s Third Qtr: 28.70s Fourth Qtr: 28.10s

NoHorse	Plc	Margin	Time	800Time (W)	400 Time (W)
11 MARETTI	1	0.0m	2:33.60	56.80s (0)	28.10s (0)
9 GRINVIL	2	5.8m	2:34.01	56.15s (2)	28.16s (1)
6 SUBTLE DELIGHT	3	19.4m	2:34.96	56.42s (2)	28.41s (1)
10 COMIGAL	4	20.3m	2:35.03	56.85s (2)	28.87s (2)
4 ASHLEYS ANGEL	5	33.7m	2:35.97	57.90s (0)	28.49s (2)
2 THE GUN ROCKSTAR	6	42.8m	2:36.61	58.63s (1)	29.48s (2)
5 CALL ME YOURS	7	47.4m	2:36.93	59.19s (0)	29.43s (1)
3 MY AJAYE	8	48.4m	2:37.00	59.33s (1)	29.84s (1)
7 LIVING GRAND	9	48.9m	2:37.04	59.66s (1)	30.10s (0)
8 EPIRUS BOY	10	76.2m	2:38.95	61.53s (0)	31.01s (1)
1 STUUNDER	11	163.7m	2:45.10	68.10s (0)	37.44s (0)

Finish Position and metres gained from 800m



Trots Sectionals
 Powered by
www.pjdata.com.au
 Home of PJ Trots Analyser



The Racing Queensland Board (trading as Racing Queensland) and provider are not responsible for the completeness or accuracy of any of the information contained herein, and makes no representations about its suitability for any purpose.

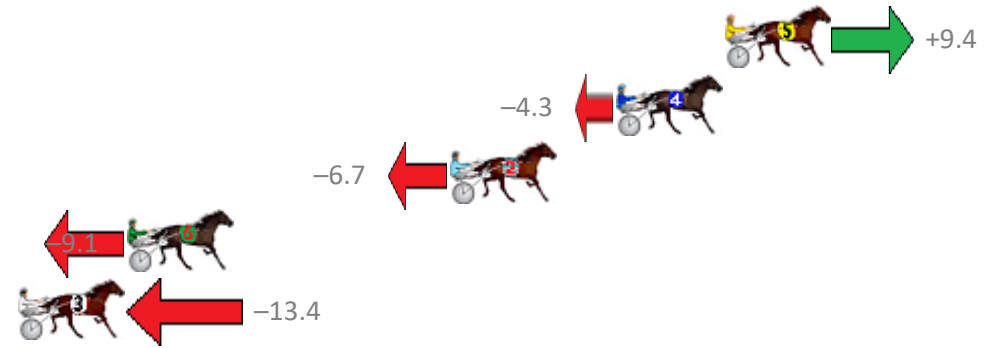
Albion Park Race 10 Distance 1660m

Saturday, 5 May 2018

Gross Time: 2:03.50 MileRate: 1:59.70 LeadTime: 3.60s First Qtr: 30.20s Second Qtr: 32.70s Third Qtr: 29.60s Fourth Qtr: 27.40s

NoHorse	Plc	Margin	Time	800Time (W)	400 Time (W)
5 SMART AS CAMM BE	1	0.0m	2:03.50	56.33s (1)	27.17s (1)
4 AMILLION PROMISES	2	4.3m	2:03.79	57.31s (0)	27.69s (0)
2 FORTYFIVE ROCK	3	10.9m	2:04.25	57.48s (0)	27.79s (0)
6 SIXPENNY RED	4	23.7m	2:05.12	57.65s (1)	28.42s (1)
3 SAMS THE BEST	5	34.2m	2:05.84	57.95s (0)	28.87s (0)

Finish Position and metres gained from 800m



Trots Sectionals
 Powered by
www.pjdata.com.au
 Home of PJ Trots Analyser



The Racing Queensland Board (trading as Racing Queensland) and provider are not responsible for the completeness or accuracy of any of the information contained herein, and makes no representations about its suitability for any purpose.

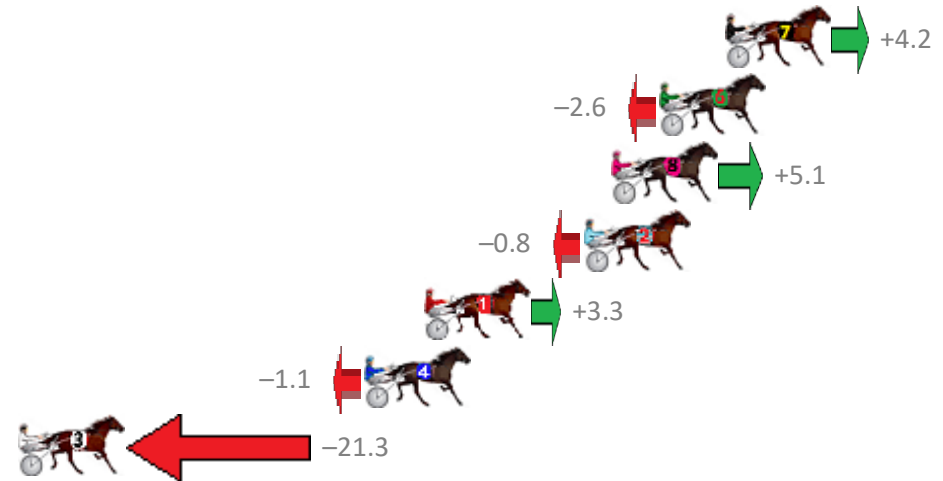
Albion Park Race 11 Distance 1660m

Saturday, 5 May 2018

Gross Time: 2:02.50 MileRate: 1:58.80 LeadTime: 3.60s First Qtr: 29.60s Second Qtr: 31.00s Third Qtr: 29.30s Fourth Qtr: 29.00s

NoHorse	Plc	Margin	Time	800Time (W)	400 Time (W)
7 OUR OVERANOVA	1	0.0m	2:02.50	57.99s (1)	28.77s (1)
6 OUR DAINTY LADY	2	2.6m	2:02.69	58.49s (0)	29.19s (0)
8 GIACOMO	3	4.5m	2:02.83	57.93s (0)	28.59s (0)
2 SPRINGBANK EDEN	4	5.6m	2:02.91	58.36s (0)	29.01s (0)
1 SPUD	5	11.9m	2:03.36	58.06s (0)	28.76s (0)
4 JUSTABITNOISY	6	14.3m	2:03.54	58.38s (1)	28.99s (2)
3 BLUE DON	7	30.3m	2:04.70	59.85s (1)	30.28s (1)

Finish Position and metres gained from 800m



Trots Sectionals
 Powered by
www.pjdata.com.au
 Home of PJ Trots Analyser



The Racing Queensland Board (trading as Racing Queensland) and provider are not responsible for the completeness or accuracy of any of the information contained herein, and makes no representations about its suitability for any purpose.