

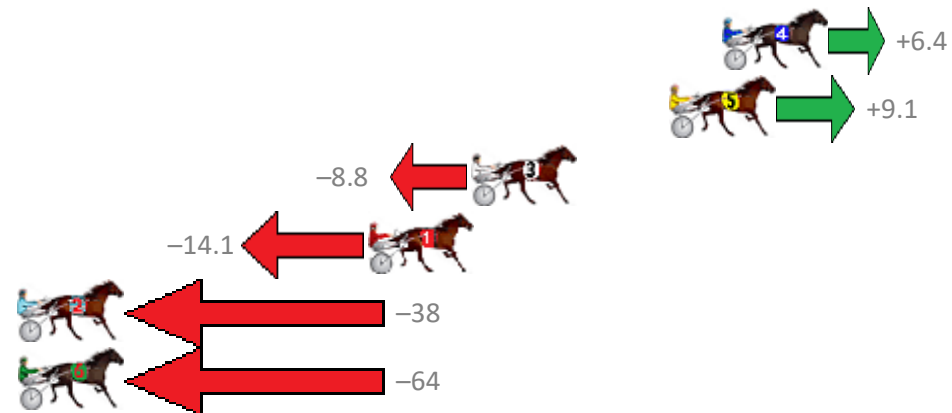
Albion Park Race 1 Distance 1660m

Friday, 29 September 2017

Gross Time: 1:59.10 MileRate: 1:55.40 LeadTime: 3.60s First Qtr: 29.30s Second Qtr: 30.30s Third Qtr: 27.80s Fourth Qtr: 28.10s

No Horse	Plc	Margin	Time	800Time (W)	400 Time (W)
4 ANN MATTGREGOR	1	0.0m	1:59.10	55.45s (1)	27.65s (1)
5 SNAKES N LADDERS	2	2.1m	1:59.25	55.26s (1)	27.47s (1)
3 SOI COWBOY	3	10.0m	1:59.80	56.51s (1)	28.68s (1)
1 CALVERT HOT SHOT	4	14.1m	2:00.09	56.89s (0)	29.09s (0)
2 KID CALVERT	5	43.0m	2:02.12	58.51s (0)	30.00s (0)
6 BETTING BARON	6	80.4m	2:04.75	60.34s (1)	32.64s (1)

Finish Position and metres gained from 800m



Trots Sectionals
 Powered by
www.pjdata.com.au
 Home of PJ Trots Analyser



The Racing Queensland Board (trading as Racing Queensland) and provider are not responsible for the completeness or accuracy of any of the information contained herein, and makes no representations about its suitability for any purpose.

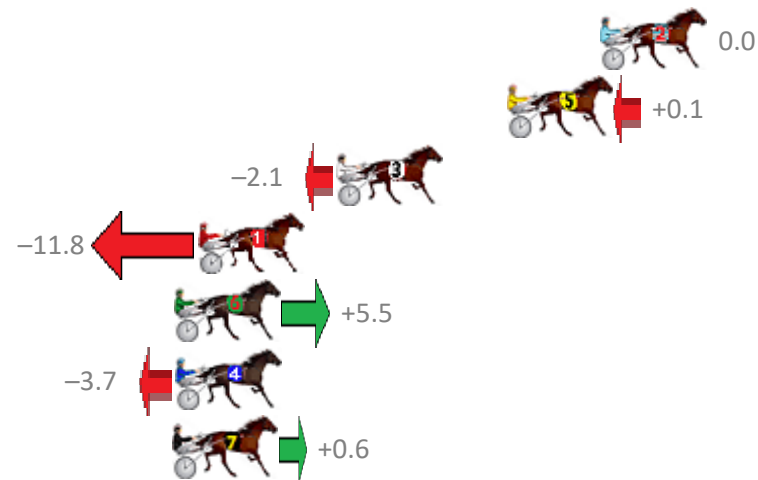
Albion Park Race 2 Distance 1660m

Friday, 29 September 2017

Gross Time: 2:00.40 MileRate: 1:56.70 LeadTime: 3.50s First Qtr: 27.70s Second Qtr: 33.00s Third Qtr: 29.10s Fourth Qtr: 27.10s

No	Horse	Plc	Margin	Time	800Time (W)	400 Time (W)
2	BROADWATER	1	0.0m	2:00.40	56.20s (0)	27.10s (0)
5	WHERES THE SPIRIT	2	3.7m	2:00.65	56.19s (1)	27.28s (1)
3	LEORYAN	3	10.5m	2:01.11	56.35s (1)	27.40s (1)
1	LIZ AU BETTY	4	16.0m	2:01.48	57.03s (0)	27.80s (0)
6	MACH SAM	5	16.9m	2:01.54	55.81s (1)	26.80s (1)
4	IM ROLLING STONED	6	16.9m	2:01.54	56.46s (1)	27.47s (1)
7	MY SECRET TORQUE	7	17.0m	2:01.55	56.16s (1)	27.15s (1)

Finish Position and metres gained from 800m



Trots Sectionals
 Powered by
www.pjdata.com.au
 Home of PJ Trots Analyser



The Racing Queensland Board (trading as Racing Queensland) and provider are not responsible for the completeness or accuracy of any of the information contained herein, and makes no representations about its suitability for any purpose.


Albion Park Race 3 Distance 2138m

Friday, 29 September 2017

Gross Time: 2:43.40 MileRate: 2:03.00 LeadTime: 42.70s First Qtr: 29.00s Second Qtr: 31.40s Third Qtr: 29.50s Fourth Qtr: 30.80s

NoHorse	Plc	Margin	Time	800Time (W)	400 Time (W)
2 NORTHERN MUSCLE	1	0.0m	2:43.40	59.92s (1)	30.63s (1)
1 EL SWAVO	2	3.7m	2:43.68	59.86s (1)	30.53s (1)
10 LOCHABER	3	5.0m	2:43.78	60.68s (0)	31.18s (0)
8 HARD DONE BY	4	5.1m	2:43.79	59.27s (1)	30.08s (3)
3 OLE SUN	5	5.5m	2:43.82	59.93s (0)	30.33s (1)
7 GO AHEAD MAKEMYDA	6	10.8m	2:44.23	59.98s (0)	30.34s (1)
5 DAY TOURER	7	17.3m	2:44.73	60.52s (1)	30.85s (2)
14 ILLDOITWHENIMREADY	8	32.0m	2:45.86	60.07s (0)	31.25s (0)
11 STEVES STAR	9	32.5m	2:45.90	59.75s (0)	30.68s (0)
6 GALAXY HUNTER	10	57.1m	2:47.80	64.21s (0)	34.10s (0)
12 TWICE AS MUCH	11	103.0m	2:51.33	63.54s (0)	33.49s (0)
9 TAIMATE SUCCESS	12	104.8m	2:51.47	63.31s (0)	33.25s (0)
13 MIKE TITAN	13	151.0m	2:55.03	64.90s (0)	33.96s (0)

Finish Position and metres gained from 800m



Trots Sectionals
 Powered by
www.pjdata.com.au
 Home of PJ Trots Analyser



The Racing Queensland Board (trading as Racing Queensland) and provider are not responsible for the completeness or accuracy of any of the information contained herein, and makes no representations about its suitability for any purpose.

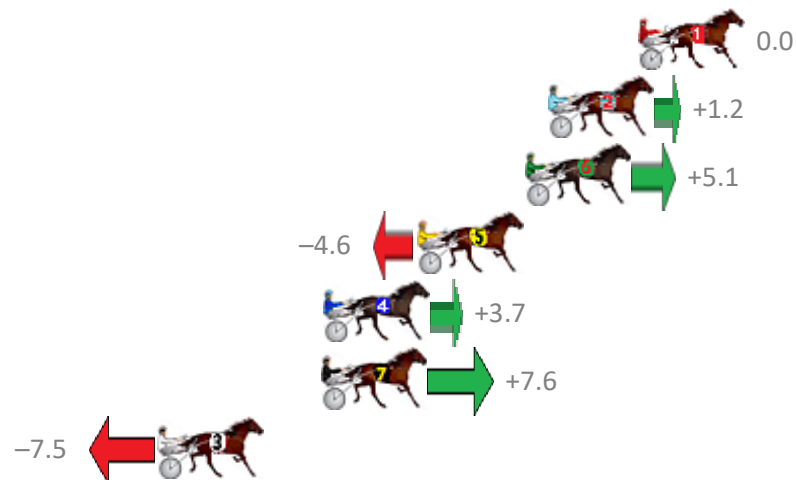
Albion Park Race 4 Distance 1660m

Friday, 29 September 2017

Gross Time: 1:56.40 MileRate: 1:52.80 LeadTime: 3.50s First Qtr: 27.00s Second Qtr: 29.30s Third Qtr: 28.20s Fourth Qtr: 28.40s

No	Horse	Plc	Margin	Time	800Time (W)	400 Time (W)
1	SPORTS CHATON	1	0.0m	1:56.40	56.60s (0)	28.40s (0)
2	BETTOR THAN BEST	2	3.6m	1:56.66	56.52s (0)	28.31s (0)
6	SUMMERTIME LIZZIE	3	4.5m	1:56.72	56.24s (0)	28.00s (0)
5	BULL MARKET	4	8.8m	1:57.02	56.93s (1)	28.77s (1)
4	ALWAYS MY MATE	5	12.5m	1:57.29	56.34s (1)	28.68s (1)
7	GASMONKEY	6	12.6m	1:57.29	56.06s (0)	28.07s (0)
3	QUEEN OF HATS	7	19.1m	1:57.76	57.13s (1)	28.62s (1)

Finish Position and metres gained from 800m



Trots Sectionals
 Powered by
www.pjdata.com.au
 Home of PJ Trots Analyser



The Racing Queensland Board (trading as Racing Queensland) and provider are not responsible for the completeness or accuracy of any of the information contained herein, and makes no representations about its suitability for any purpose.

Albion Park Race 5 Distance 2138m

Friday, 29 September 2017

Gross Time: 2:35.10 MileRate: 1:56.80 LeadTime: 36.70s First Qtr: 29.40s Second Qtr: 30.60s Third Qtr: 29.00s Fourth Qtr: 29.40s

No	Horse	Plc	Margin	Time	800Time (W)	400 Time (W)
8	MY ULTIMATE FELLA	1	0.0m	2:35.10	58.18s (1)	29.16s (1)
4	ONE MANS PASS	2	0.5m	2:35.14	57.20s (1)	28.63s (2)
2	THE DUKE DOWNUNDE	3	0.8m	2:35.16	58.46s (0)	29.46s (0)
5	ALTANA BLUE	4	1.6m	2:35.22	56.95s (1)	28.59s (1)
7	MICKEY MCROONEY	5	2.3m	2:35.27	57.94s (0)	28.94s (0)
1	ALTA SURREAL	6	2.5m	2:35.28	58.28s (0)	29.28s (0)
6	BURMACH	7	4.6m	2:35.44	57.85s (1)	29.27s (2)
3	MACHEASY	8	19.6m	2:36.54	59.28s (1)	30.28s (1)

Finish Position and metres gained from 800m



Trots Sectionals
 Powered by
www.pjdata.com.au
 Home of PJ Trots Analyser



The Racing Queensland Board (trading as Racing Queensland) and provider are not responsible for the completeness or accuracy of any of the information contained herein, and makes no representations about its suitability for any purpose.

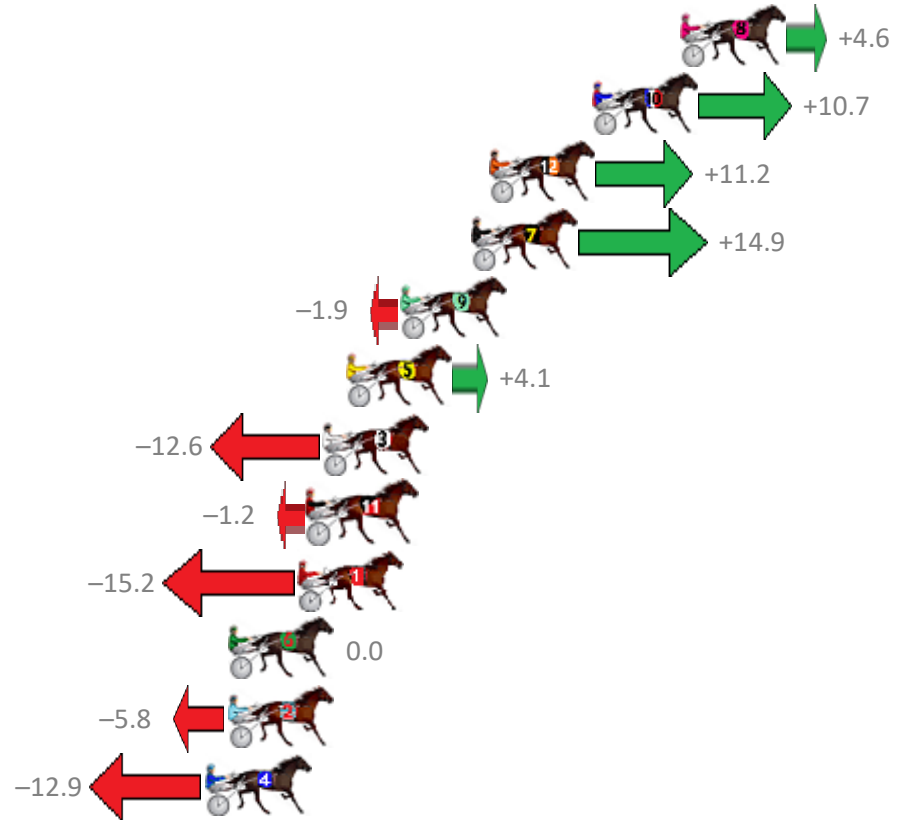
Albion Park Race 6 Distance 2138m

Friday, 29 September 2017

Gross Time: 2:35.80 MileRate: 1:57.30 LeadTime: 37.30s First Qtr: 30.30s Second Qtr: 30.10s Third Qtr: 28.50s Fourth Qtr: 29.60s

NoHorse	Plc	Margin	Time	800Time (W)	400 Time (W)
8 CATCH THE BREEZE	1	0.0m	2:35.80	57.77s (0)	29.26s (0)
10 SAMS A CHAMP	2	3.5m	2:36.06	57.32s (2)	29.56s (2)
12 KALINDA	3	7.6m	2:36.36	57.29s (2)	29.41s (2)
7 EVELYN JAY	4	8.3m	2:36.41	57.02s (2)	29.02s (2)
9 MY MOJO	5	11.1m	2:36.62	58.24s (0)	29.70s (0)
5 CRUISIN CARL	6	13.3m	2:36.78	57.80s (1)	29.13s (1)
3 EARL JUJON	7	14.2m	2:36.85	59.02s (1)	30.56s (1)
11 SIR ERIC	8	14.8m	2:36.90	58.19s (0)	29.64s (0)
1 JUSTATIC	9	15.2m	2:36.92	59.20s (0)	30.72s (0)
6 MASTER MONTANA	10	18.0m	2:37.13	58.10s (0)	29.53s (0)
2 CHEYENNE WARRIOR	11	18.0m	2:37.13	58.52s (1)	29.85s (1)
4 THE NEXT STAR	12	18.9m	2:37.20	59.04s (1)	30.58s (1)

Finish Position and metres gained from 800m



Trots Sectionals
 Powered by
www.pjdata.com.au
 Home of PJ Trots Analyser



The Racing Queensland Board (trading as Racing Queensland) and provider are not responsible for the completeness or accuracy of any of the information contained herein, and makes no representations about its suitability for any purpose.


Albion Park Race 7 Distance 1660m

Friday, 29 September 2017

Gross Time: 1:59.70 MileRate: 1:56.00 LeadTime: 3.60s First Qtr: 28.20s Second Qtr: 30.90s Third Qtr: 28.80s Fourth Qtr: 28.20s

No	Horse	Plc	Margin	Time	800Time (W)	400 Time (W)
12	JACKS AT THE BEACH	1	0.0m	1:59.70	57.00s (0)	28.20s (0)
4	ROCKNROLL AMBER	2	0.5m	1:59.74	56.96s (1)	28.16s (1)
5	LUVU GRAZAELLA	3	2.9m	1:59.90	56.10s (1)	27.49s (2)
1	MY MAGIC MERLIN	4	3.0m	1:59.91	56.57s (0)	27.65s (0)
2	ASHI JETSUN	5	6.3m	2:00.14	57.15s (0)	28.33s (0)
9	TUESDAYS FELLA	6	6.9m	2:00.19	56.72s (1)	28.09s (2)
11	FEELINGFORAMIRACLE	7	8.7m	2:00.31	56.35s (0)	27.67s (0)
8	DIAMANTINA DEVIL	8	13.3m	2:00.64	57.01s (0)	28.35s (1)
3	THE RESTAURANTEUR	9	13.9m	2:00.68	57.61s (1)	28.70s (1)
10	BALTIC BLUE EYES	10	20.8m	2:01.17	56.99s (1)	28.50s (1)
6	TAP IT IN	11	21.6m	2:01.22	56.81s (2)	28.43s (2)
7	TRAIN WRECK	12	22.9m	2:01.31	56.55s (2)	28.19s (2)

Finish Position and metres gained from 800m



Trots Sectionals
 Powered by
www.pjdata.com.au
 Home of PJ Trots Analyser



The Racing Queensland Board (trading as Racing Queensland) and provider are not responsible for the completeness or accuracy of any of the information contained herein, and makes no representations about its suitability for any purpose.

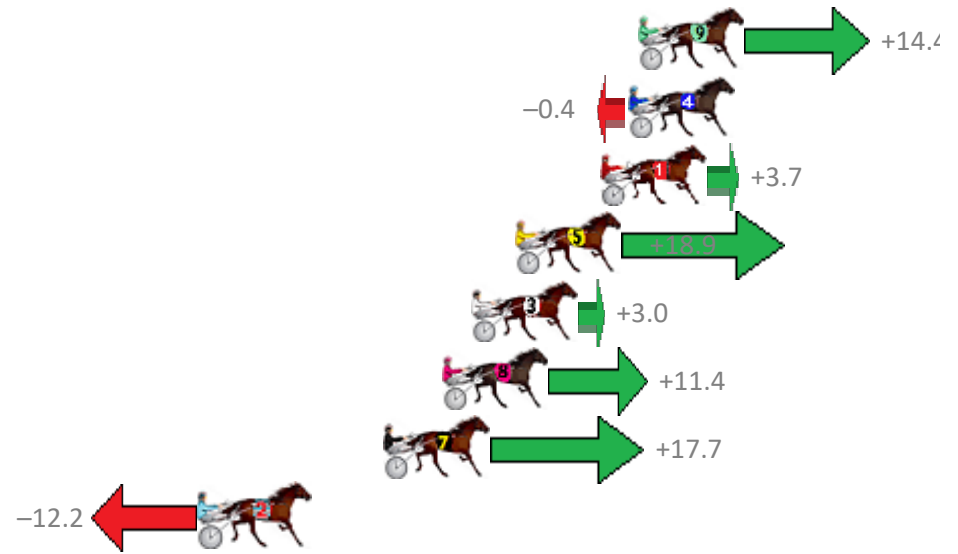
Albion Park Race 8 Distance 1660m

Friday, 29 September 2017

Gross Time: 1:59.10 MileRate: 1:55.50 LeadTime: 3.50s First Qtr: 27.30s Second Qtr: 31.30s Third Qtr: 28.50s Fourth Qtr: 28.50s

No	Horse	Plc	Margin	Time	800Time (W)	400 Time (W)
9	MAJOR KIWI	1	0.0m	1:59.10	55.97s (1)	27.89s (2)
4	MACH CRUISER	2	0.4m	1:59.13	57.03s (0)	28.53s (0)
1	HORACE FOXLEY	3	1.5m	1:59.21	56.74s (0)	28.26s (0)
5	OUR PACQUIAO	4	4.9m	1:59.45	55.65s (1)	27.75s (1)
3	RORY MACH	5	6.6m	1:59.57	56.79s (1)	28.24s (1)
8	INA GREAT PLACE	6	7.8m	1:59.66	56.19s (1)	28.10s (2)
7	SICILIAN SLUMBER	7	10.1m	1:59.82	55.74s (0)	28.54s (0)
2	LEIGHMONT	8	17.4m	2:00.34	57.87s (1)	29.33s (1)

Finish Position and metres gained from 800m



Trots Sectionals
 Powered by
www.pjdata.com.au
 Home of PJ Trots Analyser



The Racing Queensland Board (trading as Racing Queensland) and provider are not responsible for the completeness or accuracy of any of the information contained herein, and makes no representations about its suitability for any purpose.