

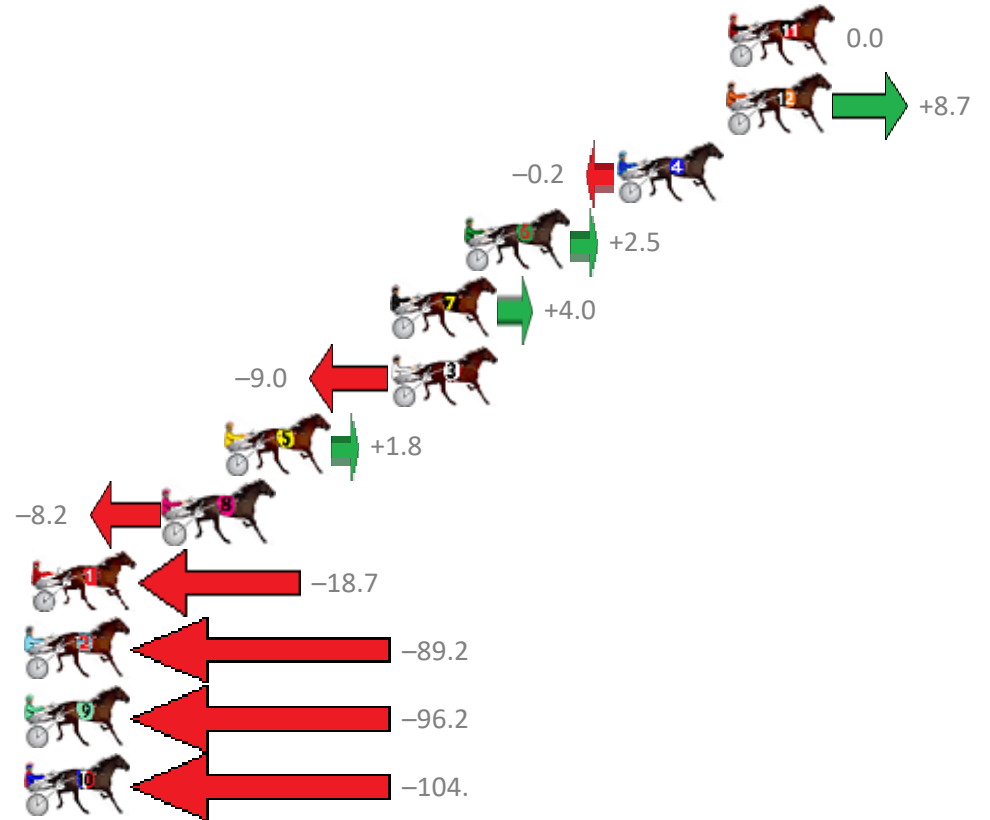
Albion Park Race 1 Distance 2138m

Saturday, 13 January 2018

Gross Time: 2:32.50 MileRate: 1:54.80 LeadTime: 37.20s First Qtr: 27.90s Second Qtr: 29.00s Third Qtr: 29.40s Fourth Qtr: 29.00s

No Horse	Plc	Margin	Time	800Time (W)	400 Time (W)
11 GANGSTER BOY	1	0.0m	2:32.50	58.40s (1)	29.00s (0)
12 WRITTEN IN RED	2	0.1m	2:32.51	57.76s (2)	27.86s (2)
4 DIESEL SHANNON	3	4.4m	2:32.82	58.41s (1)	28.88s (1)
6 CONSTANTLYSIDEWAYS	4	10.5m	2:33.26	58.22s (2)	28.24s (2)
7 RATE HIGHLY	5	13.4m	2:33.47	58.11s (2)	28.12s (2)
3 THE CHARGING MOA	6	13.4m	2:33.47	59.06s (0)	29.20s (1)
5 MOJO MAJOR	7	20.0m	2:33.95	58.27s (2)	28.26s (2)
8 HORACE FOXLEY	8	22.4m	2:34.12	59.00s (1)	28.85s (0)
1 IMA GRUMPY POSSUM	9	27.7m	2:34.51	59.77s (0)	29.72s (0)
2 REDS JET STAR	10	89.4m	2:38.98	64.91s (0)	34.55s (0)
9 CULLEY BACKY	11	100.2m	2:39.76	65.42s (2)	35.08s (1)
10 KOTARE YORK	12	113.8m	2:40.75	66.02s (1)	34.99s (1)

Finish Position and metres gained from 800m



Trots Sectionals
 Powered by
www.pjdata.com.au
 Home of PJ Trots Analyser



The Racing Queensland Board (trading as Racing Queensland) and provider are not responsible for the completeness or accuracy of any of the information contained herein, and makes no representations about its suitability for any purpose.

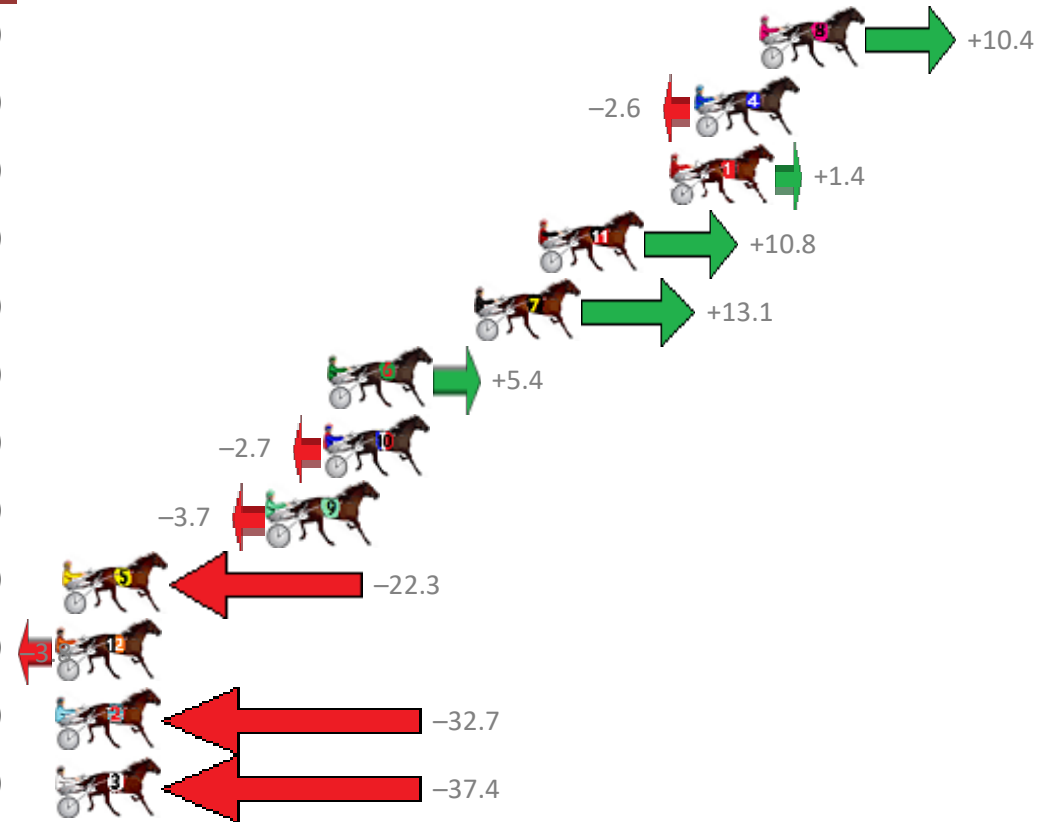
Albion Park Race 2 Distance 2138m

Saturday, 13 January 2018

Gross Time: 2:34.90 MileRate: 1:56.60 LeadTime: 36.50s First Qtr: 30.50s Second Qtr: 29.60s Third Qtr: 29.00s Fourth Qtr: 29.30s

No Horse	Plc	Margin	Time	800Time (W)	400 Time (W)
8 CROFT BAY	1	0.0m	2:34.90	57.54s (0)	28.39s (0)
4 ANNIKA MAGIC	2	2.6m	2:35.09	58.49s (0)	29.49s (0)
1 ZARAS DELIGHT	3	3.6m	2:35.16	58.20s (0)	29.11s (0)
11 FOURS ENUF TAS	4	8.8m	2:35.54	57.51s (0)	28.32s (0)
7 YOUNG AMERICAN	5	11.3m	2:35.73	57.35s (0)	28.22s (1)
6 MURANO	6	17.2m	2:36.16	57.91s (2)	29.20s (2)
10 CHEVAL ZEPPENOLOGY	7	17.3m	2:36.17	58.50s (0)	29.31s (0)
9 POMPIDOU	8	19.5m	2:36.33	58.57s (2)	29.70s (2)
5 BRING ON LEFTY	9	27.7m	2:36.93	59.93s (1)	30.74s (1)
12 CHEAP TINT	10	28.4m	2:36.98	58.58s (1)	29.67s (2)
2 JESSICA AMBER	11	47.1m	2:38.35	60.68s (1)	31.31s (1)
3 DRIVE THE DREAM	12	47.6m	2:38.39	61.03s (1)	32.11s (2)

Finish Position and metres gained from 800m



Trots Sectionals
 Powered by
www.pjdata.com.au
 Home of PJ Trots Analyser



The Racing Queensland Board (trading as Racing Queensland) and provider are not responsible for the completeness or accuracy of any of the information contained herein, and makes no representations about its suitability for any purpose.

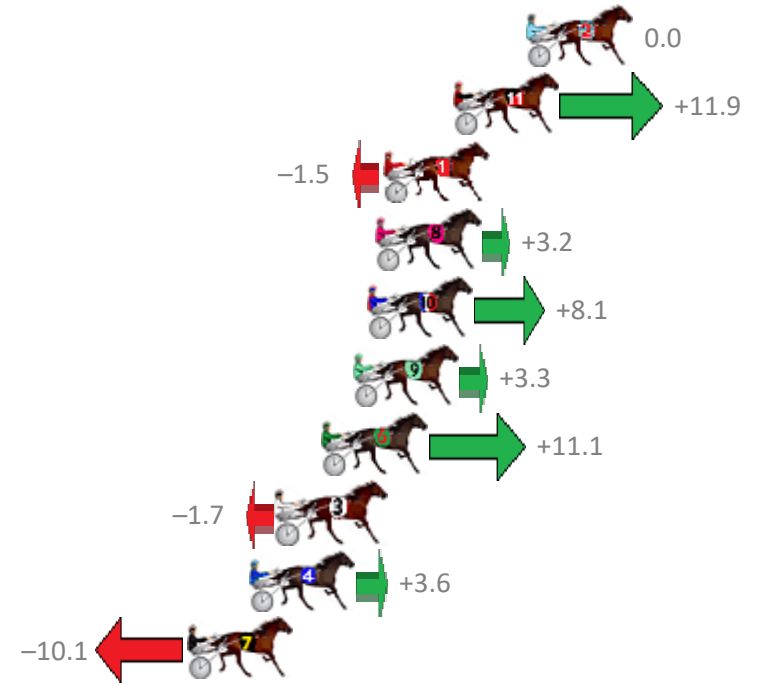
Albion Park Race 3 Distance 1660m

Saturday, 13 January 2018

Gross Time: 2:00.50 MileRate: 1:56.80 LeadTime: 3.40s First Qtr: 29.30s Second Qtr: 31.00s Third Qtr: 28.60s Fourth Qtr: 28.20s

No	Horse	Plc	Margin	Time	800Time (W)	400 Time (W)
2	MAKO BANNER	1	0.0m	2:00.50	56.80s (0)	28.20s (0)
11	GAME WE PLAY	2	2.9m	2:00.70	55.96s (2)	27.91s (2)
1	ELLIOTT BROMAC	3	5.7m	2:00.90	56.91s (0)	28.18s (0)
8	GASMONKEY	4	6.0m	2:00.92	56.57s (0)	27.82s (0)
10	LONG ROAD TO FAME	5	6.3m	2:00.94	56.22s (1)	27.83s (1)
9	KARLOO MAC	6	6.9m	2:00.99	56.57s (2)	28.52s (2)
6	TOP TRIO	7	8.1m	2:01.07	56.01s (2)	27.95s (2)
3	YANKEE STRUTTER	8	9.9m	2:01.20	56.92s (1)	28.40s (1)
4	HARD TO HEAR	9	11.0m	2:01.28	56.54s (0)	27.85s (0)
7	BLACKLIST	10	13.5m	2:01.45	57.52s (1)	28.97s (1)

Finish Position and metres gained from 800m



Trots Sectionals
 Powered by
www.pjdata.com.au
 Home of PJ Trots Analyser



The Racing Queensland Board (trading as Racing Queensland) and provider are not responsible for the completeness or accuracy of any of the information contained herein, and makes no representations about its suitability for any purpose.

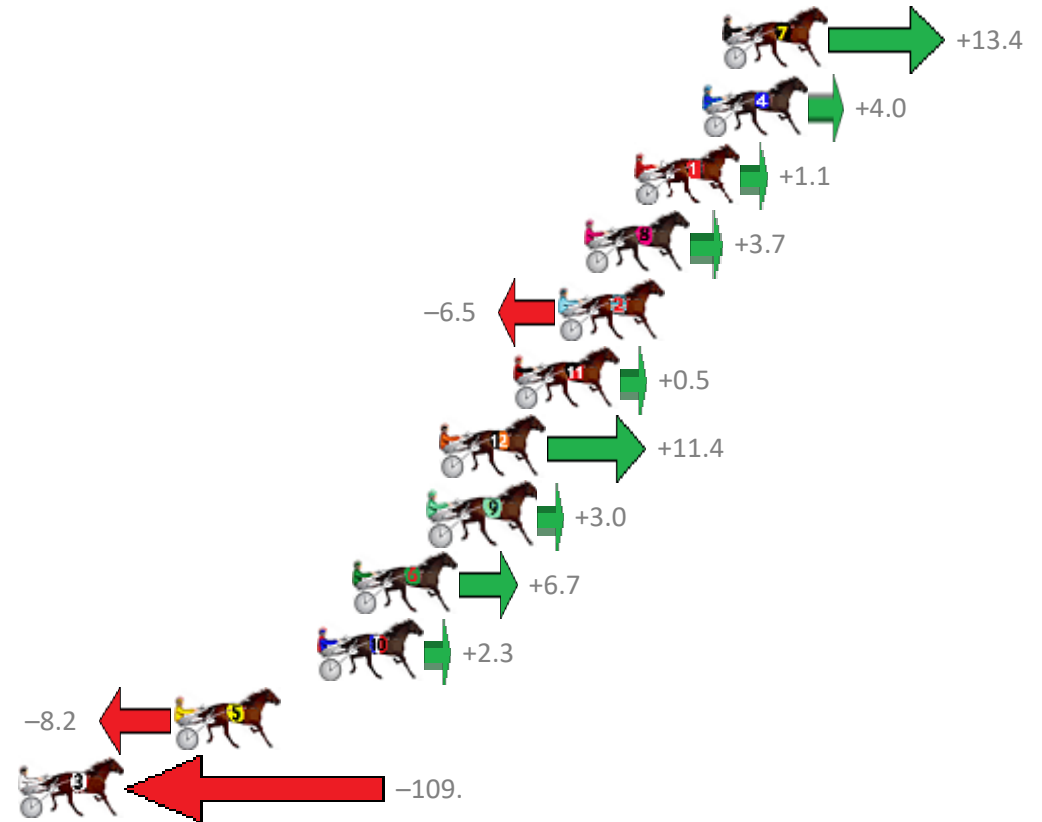
Albion Park Race 4 Distance 2138m

Saturday, 13 January 2018

Gross Time: 2:35.70 MileRate: 1:57.20 LeadTime: 37.40s First Qtr: 31.50s Second Qtr: 29.60s Third Qtr: 28.60s Fourth Qtr: 28.60s

NoHorse	Plc	Margin	Time	800Time (W)	400 Time (W)
7 SUPALINER	1	0.0m	2:35.70	56.24s (1)	28.11s (1)
4 OUR MELS DREAM	2	0.8m	2:35.76	56.91s (1)	28.53s (1)
1 RUBYS BAD BOY	3	3.5m	2:35.95	57.12s (0)	28.49s (0)
8 RORY MACH	4	5.5m	2:36.09	56.94s (0)	28.28s (0)
2 EXCEPTIONAL MACH	5	6.5m	2:36.16	57.66s (0)	29.06s (0)
11 MOONLIGHT EYRE	6	8.3m	2:36.29	57.16s (2)	28.31s (2)
12 BUY CHEVRON DIRECT	7	11.2m	2:36.50	56.38s (2)	27.77s (1)
9 ROCKY CARRINGTON	8	11.6m	2:36.53	56.99s (0)	28.40s (0)
6 DOLLARBILL	9	14.7m	2:36.75	56.72s (1)	28.31s (2)
10 MAJOR KIWI	10	16.1m	2:36.85	57.04s (2)	28.05s (3)
5 IM JOHNNY JET	11	21.8m	2:37.26	57.79s (2)	28.83s (3)
3 GOTTA GLOW	12	110.1m	2:43.57	65.03s (1)	35.39s (1)

Finish Position and metres gained from 800m



Trots Sectionals
 Powered by
www.pjdata.com.au
 Home of PJ Trots Analyser



The Racing Queensland Board (trading as Racing Queensland) and provider are not responsible for the completeness or accuracy of any of the information contained herein, and makes no representations about its suitability for any purpose.


Albion Park Race 5 Distance 2138m

Saturday, 13 January 2018

Gross Time: 2:37.30 MileRate: 1:58.40 LeadTime: 36.30s First Qtr: 32.10s Second Qtr: 30.80s Third Qtr: 29.50s Fourth Qtr: 28.60s

No Horse	Plc	Margin	Time	800Time (W)	400 Time (W)
4 BOBBIES GIRL	1	0.0m	2:37.30	57.61s (2)	28.57s (2)
1 OUR MAJOR DAY	2	4.1m	2:37.59	58.09s (0)	28.59s (0)
3 JUST SAY GO	3	4.4m	2:37.61	58.16s (1)	28.86s (1)
11 OUR BUSCEMI	4	5.3m	2:37.68	57.32s (2)	28.15s (2)
10 SUBTLE DELIGHT	5	7.2m	2:37.81	57.79s (2)	28.64s (2)
5 CLINTAL DO	6	8.3m	2:37.89	57.73s (0)	28.26s (0)
9 CALL ME YOURS	7	8.5m	2:37.91	57.90s (1)	28.79s (1)
8 COTTON COLD CANDY	8	8.6m	2:37.91	58.09s (0)	28.61s (0)
6 LIVING GRAND	9	9.0m	2:37.94	57.55s (1)	28.51s (1)
2 SACHE GIRL	10	10.7m	2:38.07	58.88s (0)	29.37s (0)
12 WEE JIMMY	11	15.6m	2:38.42	57.75s (2)	28.51s (2)
7 PROJECTILE	12	25.6m	2:39.13	58.07s (2)	29.04s (1)

Finish Position and metres gained from 800m



Trots Sectionals
 Powered by
www.pjdata.com.au
 Home of PJ Trots Analyser



The Racing Queensland Board (trading as Racing Queensland) and provider are not responsible for the completeness or accuracy of any of the information contained herein, and makes no representations about its suitability for any purpose.


Albion Park Race 6 Distance 1660m

Saturday, 13 January 2018

Gross Time: 1:57.60 MileRate: 1:54.00 LeadTime: 3.40s First Qtr: 28.20s Second Qtr: 30.40s Third Qtr: 28.40s Fourth Qtr: 27.20s

No	Horse	Plc	Margin	Time	800Time (W)	400 Time (W)
1	WITHALOTOFLUCK	1	0.0m	1:57.60	55.60s (0)	27.20s (0)
8	BROADWAY PLAYBOY	2	5.8m	1:57.99	55.71s (0)	27.25s (0)
5	ALLELUIA	3	6.1m	1:58.01	55.83s (1)	27.38s (1)
9	CLARKEY	4	6.5m	1:58.04	55.43s (0)	26.96s (0)
2	LANCELOT BROMAC	5	16.8m	1:58.74	55.63s (1)	27.49s (1)
4	MAFUTA VAUTIN	6	19.5m	1:58.93	56.44s (1)	27.97s (1)
3	POLISHED ROCKS	7	19.7m	1:58.94	56.12s (1)	28.24s (2)
7	MAYWYNS BEST	8	20.8m	1:59.01	55.59s (1)	27.51s (2)
6	MUNROE	9	22.0m	1:59.10	55.84s (2)	27.91s (2)

Finish Position and metres gained from 800m



Trots Sectionals
 Powered by
www.pjdata.com.au
 Home of PJ Trots Analyser



The Racing Queensland Board (trading as Racing Queensland) and provider are not responsible for the completeness or accuracy of any of the information contained herein, and makes no representations about its suitability for any purpose.

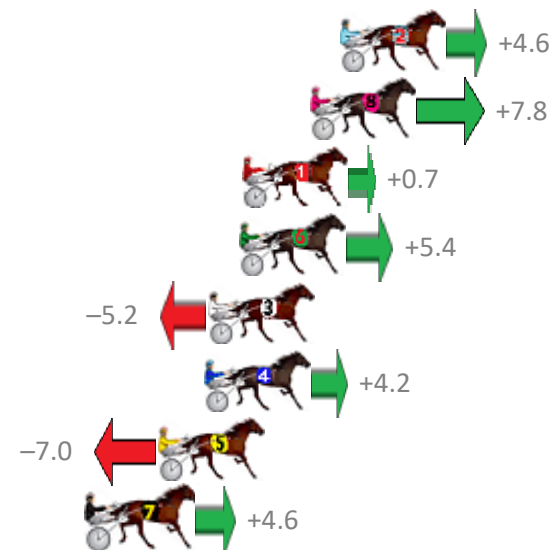
Albion Park Race 7 Distance 1660m

Saturday, 13 January 2018

Gross Time: 2:00.30 MileRate: 1:56.60 LeadTime: 3.20s First Qtr: 27.80s Second Qtr: 31.80s Third Qtr: 28.80s Fourth Qtr: 28.70s

No	Horse	Plc	Margin	Time	800Time (W)	400 Time (W)
2	THE PACMAN	1	0.0m	2:00.30	57.17s (1)	28.28s (1)
8	KETUT	2	1.2m	2:00.39	56.94s (0)	27.87s (0)
1	DEANO ROBYN	3	3.9m	2:00.58	57.45s (0)	28.45s (0)
6	OVERLAP	4	4.0m	2:00.59	57.11s (2)	28.87s (2)
3	THREO	5	5.2m	2:00.67	57.87s (0)	29.07s (0)
4	MAX RICHTER	6	5.4m	2:00.69	57.20s (1)	28.31s (1)
5	SECRET SMILE	7	7.2m	2:00.82	58.00s (1)	29.12s (1)
7	MONTANA FALCON	8	10.0m	2:01.02	57.17s (1)	28.89s (2)

Finish Position and metres gained from 800m



Trots Sectionals
 Powered by
www.pjdata.com.au
 Home of PJ Trots Analyser



The Racing Queensland Board (trading as Racing Queensland) and provider are not responsible for the completeness or accuracy of any of the information contained herein, and makes no representations about its suitability for any purpose.

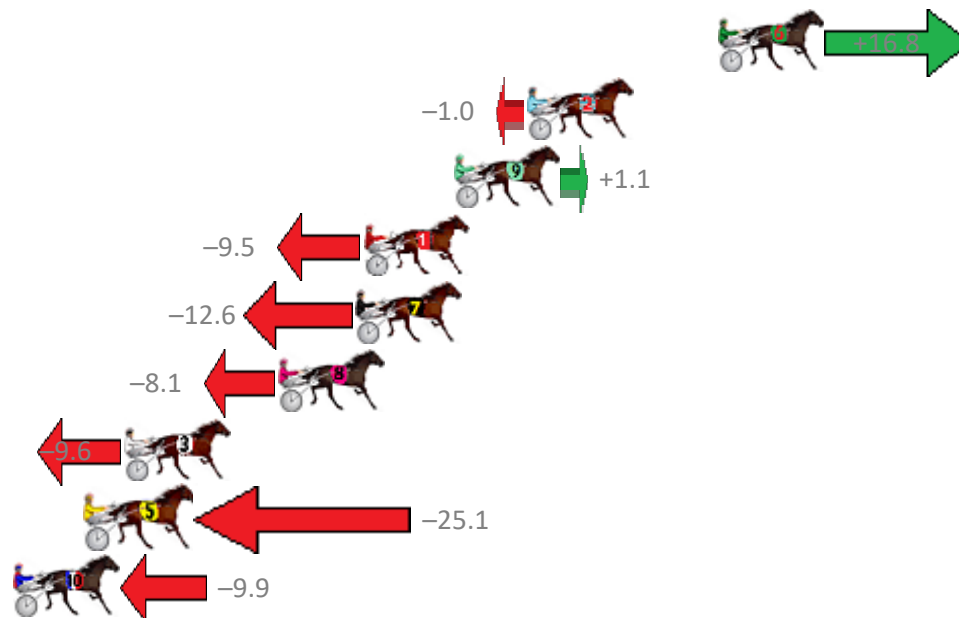
Albion Park Race 8 Distance 1660m

Saturday, 13 January 2018

Gross Time: 1:59.40 MileRate: 1:55.70 LeadTime: 3.50s First Qtr: 27.70s Second Qtr: 30.40s Third Qtr: 29.40s Fourth Qtr: 28.40s

No	Horse	Plc	Margin	Time	800Time (W)	400 Time (W)
6	GLOVEMAN GILLY	1	0.0m	1:59.40	56.59s (1)	28.40s (2)
2	WEEDONS EXPRESS	2	7.6m	1:59.94	57.87s (1)	28.56s (2)
9	RUATO BAY	3	10.5m	2:00.15	57.72s (1)	28.75s (3)
1	SLIPASLYGRIN	4	14.1m	2:00.40	58.49s (0)	28.95s (0)
7	ONLY IN ROME	5	14.4m	2:00.42	58.71s (1)	29.28s (1)
8	THE ENDEAVOUR	6	17.5m	2:00.64	58.39s (0)	28.88s (0)
3	LEVI JADE	7	23.6m	2:01.08	58.49s (0)	29.35s (2)
5	MY MOJO	8	25.1m	2:01.18	59.61s (0)	30.03s (0)
10	BRASS LANTERN	9	31.7m	2:01.65	58.52s (1)	29.64s (3)

Finish Position and metres gained from 800m



Trots Sectionals
 Powered by
www.pjdata.com.au
 Home of PJ Trots Analyser



The Racing Queensland Board (trading as Racing Queensland) and provider are not responsible for the completeness or accuracy of any of the information contained herein, and makes no representations about its suitability for any purpose.

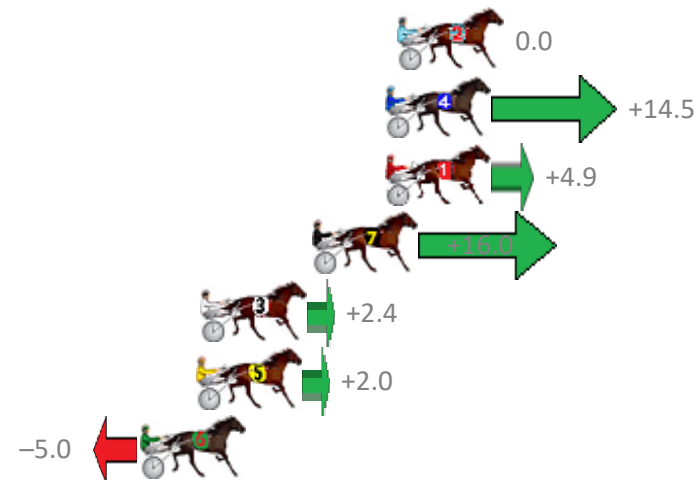
Albion Park Race 9 Distance 2138m

Saturday, 13 January 2018

Gross Time: 2:36.70 MileRate: 1:58.00 LeadTime: 39.30s First Qtr: 32.20s Second Qtr: 30.10s Third Qtr: 27.60s Fourth Qtr: 27.50s

No	Horse	Plc	Margin	Time	800Time (W)	400 Time (W)
2	AVONNOVA	1	0.0m	2:36.70	55.10s (0)	27.50s (0)
4	VILLAGE WITCH	2	0.5m	2:36.73	54.10s (1)	26.60s (1)
1	MAJOR CAM	3	0.5m	2:36.73	54.76s (0)	27.22s (0)
7	OUR HI JINX	4	3.4m	2:36.93	54.00s (1)	26.51s (1)
3	THE SPACE INVADER	5	7.8m	2:37.24	54.93s (0)	27.35s (0)
5	JOYS A BABE	6	8.0m	2:37.25	54.96s (1)	27.40s (1)
6	CATCHA LEFTY	7	10.2m	2:37.40	55.44s (1)	27.90s (1)

Finish Position and metres gained from 800m



Trots Sectionals
 Powered by
www.pjdata.com.au
 Home of PJ Trots Analyser



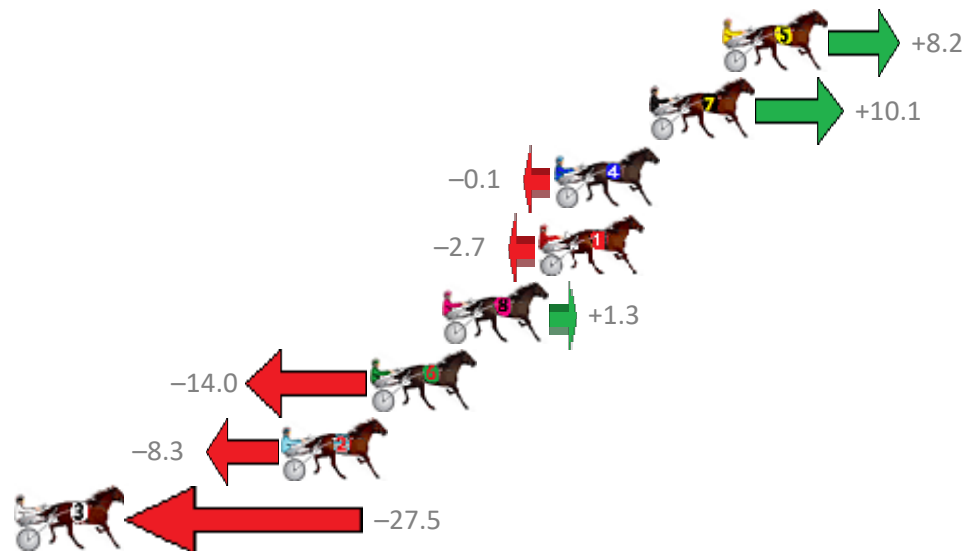
Albion Park Race 10 Distance 2138m

Saturday, 13 January 2018

Gross Time: 2:37.70 MileRate: 1:58.70 LeadTime: 36.80s First Qtr: 31.70s Second Qtr: 31.10s Third Qtr: 29.20s Fourth Qtr: 28.90s

No	Horse	Plc	Margin	Time	800Time (W)	400 Time (W)
5	RIVERLEIGH JEFF	1	0.0m	2:37.70	57.50s (2)	28.65s (2)
7	EPIRUS BOY	2	2.9m	2:37.91	57.37s (2)	28.47s (2)
4	BRONZE ECSTASY	3	6.7m	2:38.18	58.11s (1)	28.66s (1)
1	ASHLEYS ANGEL	4	7.3m	2:38.23	58.30s (0)	29.10s (0)
8	CHANG MAI	5	11.1m	2:38.50	58.01s (1)	28.70s (2)
6	RISKY BUZINESS	6	14.0m	2:38.71	59.12s (0)	29.91s (0)
2	JACKS GAMBIT	7	17.5m	2:38.96	58.70s (0)	29.44s (0)
3	CONCENTRATION	8	29.7m	2:39.85	60.10s (1)	30.63s (1)

Finish Position and metres gained from 800m



Trots Sectionals
 Powered by
www.pjdata.com.au
 Home of PJ Trots Analyser



The Racing Queensland Board (trading as Racing Queensland) and provider are not responsible for the completeness or accuracy of any of the information contained herein, and makes no representations about its suitability for any purpose.

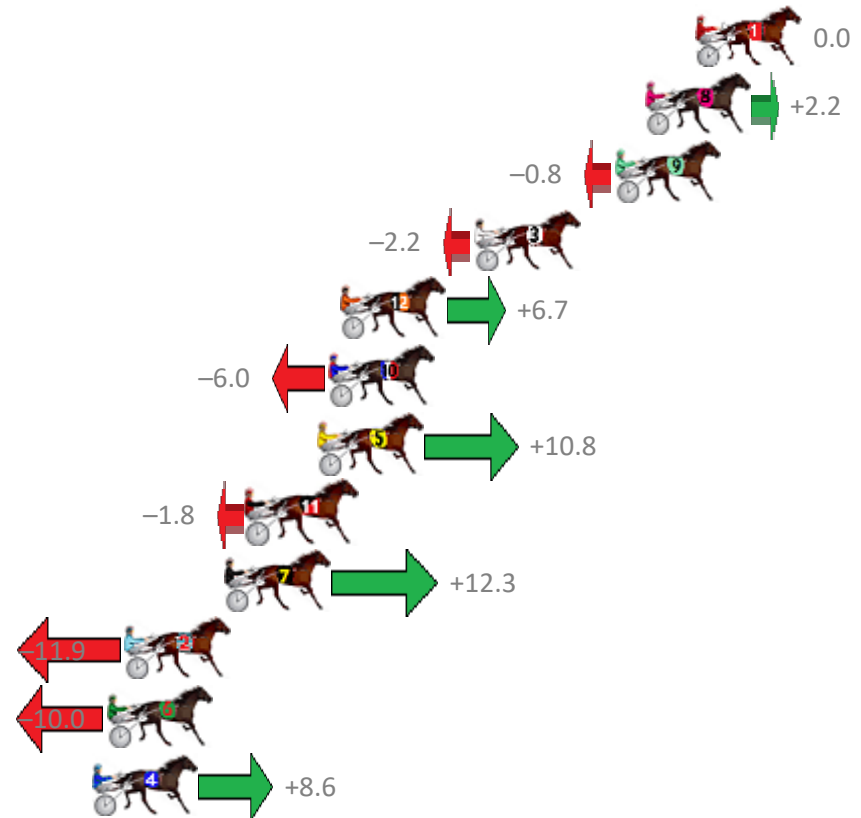
Albion Park Race 11 Distance 1660m

Saturday, 13 January 2018

Gross Time: 2:00.00 MileRate: 1:56.40 LeadTime: 3.50s First Qtr: 29.50s Second Qtr: 30.30s Third Qtr: 28.70s Fourth Qtr: 28.00s

No	Horse	Plc	Margin	Time	800Time (W)	400 Time (W)
1	ELMAUR JOY	1	0.0m	2:00.00	56.70s (0)	28.00s (0)
8	MISS CATALINA	2	2.0m	2:00.14	56.54s (0)	27.85s (0)
9	ROCKNROLL AMBER	3	3.2m	2:00.22	56.76s (1)	28.14s (1)
3	MONKSEATON	4	8.8m	2:00.62	56.86s (1)	28.21s (1)
12	HEAVENS HINT	5	14.1m	2:00.99	56.23s (1)	28.32s (2)
10	DIAMONDSFROMHEAV	6	14.6m	2:01.02	57.13s (0)	28.34s (0)
5	OUR DIAMOND EDITON	7	15.0m	2:01.05	55.93s (1)	28.04s (2)
11	GLENFERRIE BABY	8	17.8m	2:01.25	56.83s (1)	28.88s (2)
7	KATNISS	9	18.7m	2:01.31	55.83s (1)	28.12s (1)
2	MY CHANGE OF HEART	10	22.7m	2:01.59	57.54s (1)	28.81s (1)
6	IRISHTOWN BABE	11	23.4m	2:01.64	57.41s (0)	28.55s (0)
4	BALTIC BLUE EYES	12	24.0m	2:01.68	56.09s (0)	28.17s (1)

Finish Position and metres gained from 800m



Trots Sectionals
 Powered by
www.pjdata.com.au
 Home of PJ Trots Analyser



The Racing Queensland Board (trading as Racing Queensland) and provider are not responsible for the completeness or accuracy of any of the information contained herein, and makes no representations about its suitability for any purpose.