

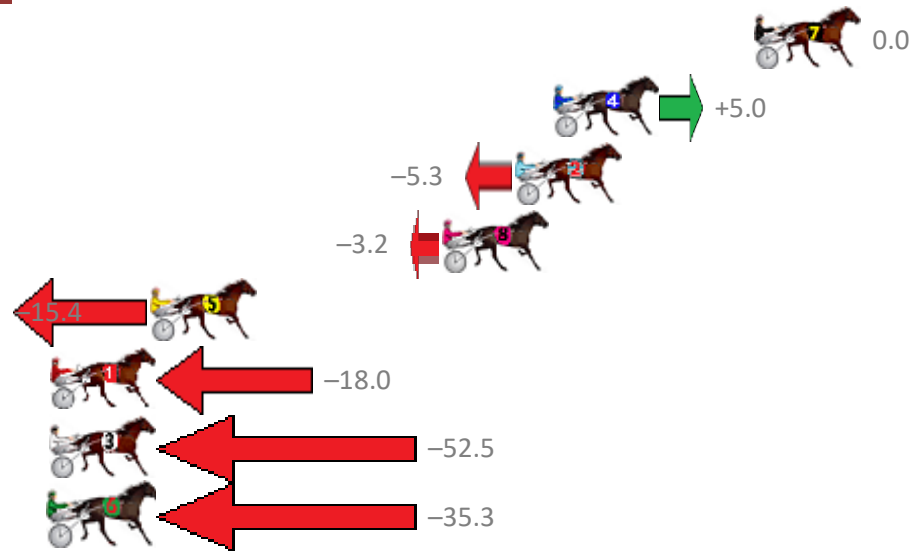
# ALBION PARK Race 1 Distance 2138m

Friday, 1 September 2017

Gross Time: 2:46.10 MileRate: 2:03.80 LeadTime: 43.50s First Qtr: 31.70s Second Qtr: 31.30s Third Qtr: 29.70s Fourth Qtr: 29.90s

No	Horse	Plc	Margin	Time	800Time (W)	400 Time (W)
7	MIKE TITAN	1	0.0m	2:46.10	59.60s (0)	29.90s (0)
4	GO AHEAD MAKEMYDA	2	8.0m	2:46.70	59.23s (0)	29.33s (0)
2	MOSQUITO SPUR	3	9.5m	2:46.81	59.99s (0)	30.18s (0)
8	HARD DONE BY	4	12.4m	2:47.03	59.84s (1)	30.06s (2)
5	TURN UP TRUMPS	5	24.0m	2:47.89	60.75s (0)	30.89s (0)
1	THE SHARP SHOOTER	6	31.8m	2:48.48	60.94s (1)	30.89s (1)
3	MARCHESA	7	56.9m	2:50.35	63.51s (1)	33.11s (1)
6	WIRRA STORM	8	85.3m	2:52.48	62.23s (0)	33.29s (0)

Finish Position and metres gained from 800m



Trots Sectionals  
 Powered by  
[www.pjdata.com.au](http://www.pjdata.com.au)  
 Home of PJ Trots Analyser



The Racing Queensland Board (trading as Racing Queensland) and provider are not responsible for the completeness or accuracy of any of the information contained herein, and makes no representations about its suitability for any purpose.

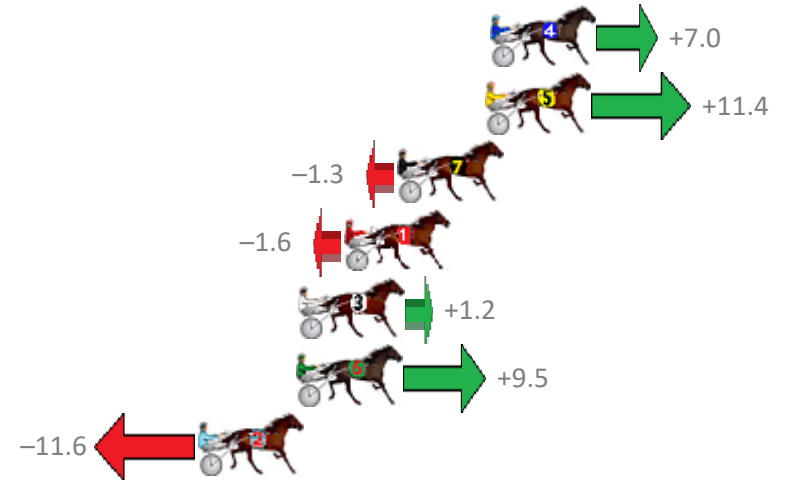
# ALBION PARK Race 2 Distance 1660m

Friday, 1 September 2017

Gross Time: 1:58.90 MileRate: 1:55.30 LeadTime: 3.40s First Qtr: 27.80s Second Qtr: 30.20s Third Qtr: 28.80s Fourth Qtr: 28.70s

No Horse	Plc	Margin	Time	800Time (W)	400 Time (W)
4 SLIPPERY JADE	1	0.0m	1:58.90	57.00s (1)	28.37s (1)
5 SNAKES N LADDERS	2	0.2m	1:58.91	56.68s (1)	28.07s (1)
7 WESTERN JEWELS	3	3.7m	1:59.17	57.59s (1)	28.95s (1)
1 SOI COWBOY	4	5.8m	1:59.32	57.62s (0)	28.81s (0)
3 USHARKA JULIUS	5	7.6m	1:59.45	57.41s (0)	28.64s (0)
6 BARON JUJON	6	7.7m	1:59.45	56.82s (1)	28.28s (1)
2 THE RESTAURANTEUR	7	11.6m	1:59.73	58.33s (0)	29.53s (0)

Finish Position and metres gained from 800m



Trots Sectionals  
 Powered by  
[www.pjdata.com.au](http://www.pjdata.com.au)  
 Home of PJ Trots Analyser



The Racing Queensland Board (trading as Racing Queensland) and provider are not responsible for the completeness or accuracy of any of the information contained herein, and makes no representations about its suitability for any purpose.

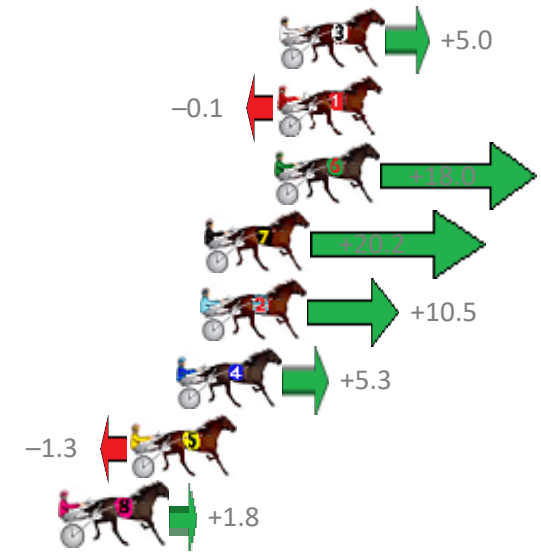
# ALBION PARK Race 3 Distance 1660m

Friday, 1 September 2017

Gross Time: 1:59.40 MileRate: 1:55.70 LeadTime: 3.50s First Qtr: 28.80s Second Qtr: 30.00s Third Qtr: 28.50s Fourth Qtr: 28.60s

No	Horse	Plc	Margin	Time	800Time (W)	400 Time (W)
3	MACH SAM	1	0.0m	1:59.40	56.74s (0)	28.27s (0)
1	COAST WARNING	2	0.1m	1:59.41	57.11s (0)	28.61s (0)
6	GEST AS SMART	3	0.2m	1:59.41	55.82s (1)	27.91s (2)
7	NEWMERELLA SHARKIE	4	3.0m	1:59.61	55.66s (1)	28.49s (2)
2	CATCH THE BREEZE	5	3.1m	1:59.62	56.35s (1)	28.14s (1)
4	ANN MATTGREGOR	6	4.1m	1:59.69	56.72s (1)	28.54s (1)
5	BROADWATER	7	5.9m	1:59.82	57.19s (1)	28.98s (1)
8	MY MAGIC MERLIN	8	8.6m	2:00.01	56.97s (0)	28.51s (0)

## Finish Position and metres gained from 800m



Trots Sectionals  
 Powered by  
[www.pjdata.com.au](http://www.pjdata.com.au)  
 Home of PJ Trots Analyser



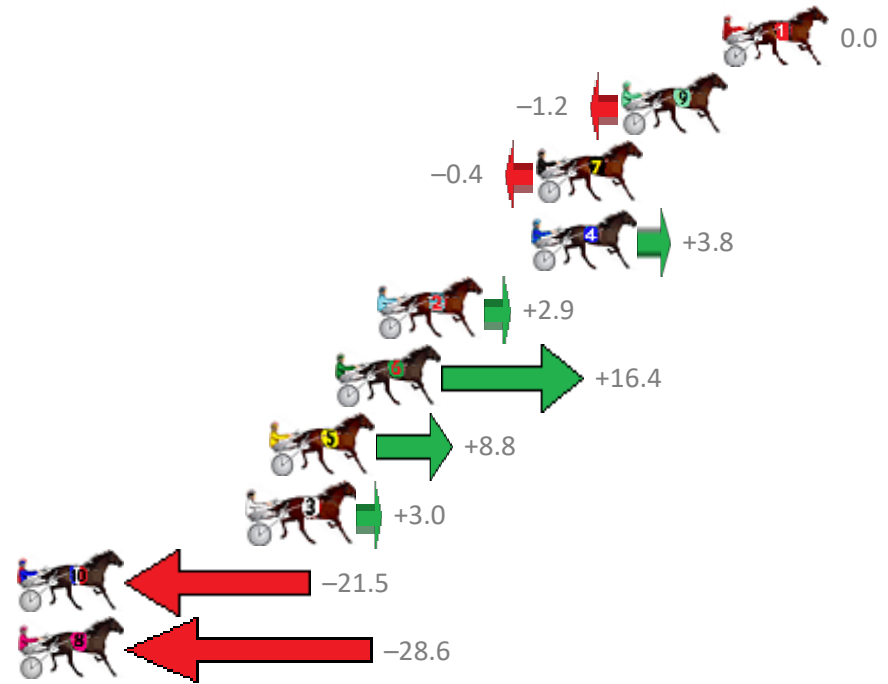
# ALBION PARK Race 4 Distance 1660m

Friday, 1 September 2017

Gross Time: 1:58.00 MileRate: 1:54.40 LeadTime: 3.50s First Qtr: 27.10s Second Qtr: 30.70s Third Qtr: 27.90s Fourth Qtr: 28.80s

No	Horse	Plc	Margin	Time	800Time (W)	400 Time (W)
1	CHARMS ON A ROLL	1	0.0m	1:58.00	56.70s (0)	28.80s (0)
9	FON IDEAL	2	4.0m	1:58.29	56.79s (1)	28.58s (1)
7	JUSTATIC	3	7.4m	1:58.53	56.73s (1)	28.47s (1)
4	JAKES A JOY	4	7.6m	1:58.55	56.43s (1)	28.31s (2)
2	SHARDONS SHERALEE	5	13.7m	1:58.99	56.49s (1)	28.26s (2)
6	JACK HAMMER	6	15.4m	1:59.11	55.54s (1)	27.66s (2)
5	DOOLITTLE DANDY	7	18.0m	1:59.30	56.08s (1)	28.22s (2)
3	CRYPTIC CHANCE	8	18.8m	1:59.35	56.49s (1)	28.57s (1)
10	MY AJAYE	9	31.3m	2:00.25	58.22s (0)	29.90s (0)
8	DAMINGO	10	33.4m	2:00.40	58.73s (0)	30.46s (0)

Finish Position and metres gained from 800m



Trots Sectionals  
 Powered by  
[www.pjdata.com.au](http://www.pjdata.com.au)  
 Home of PJ Trots Analyser



The Racing Queensland Board (trading as Racing Queensland) and provider are not responsible for the completeness or accuracy of any of the information contained herein, and makes no representations about its suitability for any purpose.

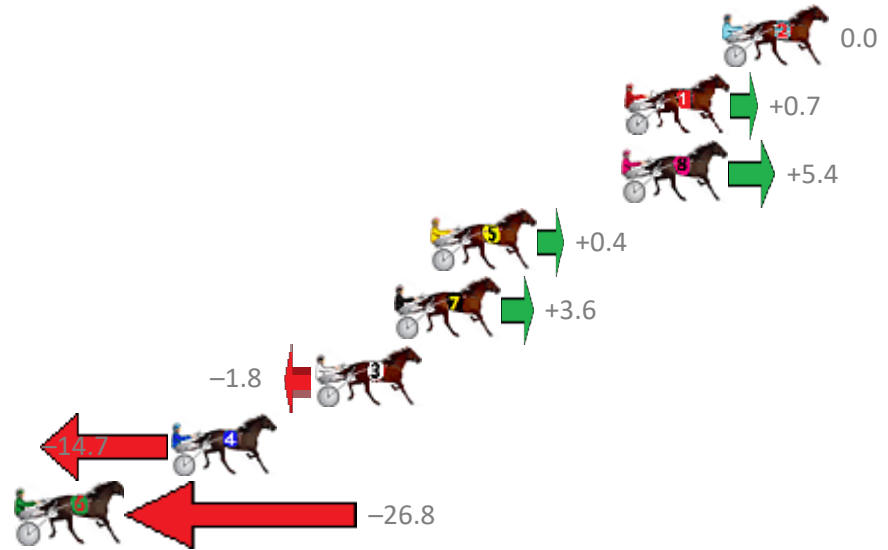
# ALBION PARK Race 5 Distance 1660m

Friday, 1 September 2017

Gross Time: 1:57.40 MileRate: 1:53.80 LeadTime: 3.50s First Qtr: 27.00s Second Qtr: 29.80s Third Qtr: 27.50s Fourth Qtr: 29.60s

No Horse	Plc	Margin	Time	800Time (W)	400 Time (W)
2 THE ENDEAVOUR	1	0.0m	1:57.40	57.10s (0)	29.60s (0)
1 DIXIE TRIX	2	3.9m	1:57.69	57.05s (0)	29.50s (0)
8 NOLONGA YOUR CHOIC	3	4.0m	1:57.70	56.71s (0)	29.16s (0)
5 SLIPASLYGRIN	4	11.6m	1:58.26	57.07s (1)	29.59s (1)
7 FRANCO HAMMOND	5	13.0m	1:58.36	56.84s (1)	29.33s (2)
3 ERNIE BARRASSO	6	16.2m	1:58.60	57.23s (0)	29.48s (0)
4 VANDE VELDE	7	21.9m	1:59.02	58.15s (1)	29.90s (1)
6 MAKINAMOVE	8	48.0m	2:00.95	59.01s (1)	31.18s (0)

Finish Position and metres gained from 800m



Trots Sectionals  
 Powered by  
[www.pjdata.com.au](http://www.pjdata.com.au)  
 Home of PJ Trots Analyser



The Racing Queensland Board (trading as Racing Queensland) and provider are not responsible for the completeness or accuracy of any of the information contained herein, and makes no representations about its suitability for any purpose.

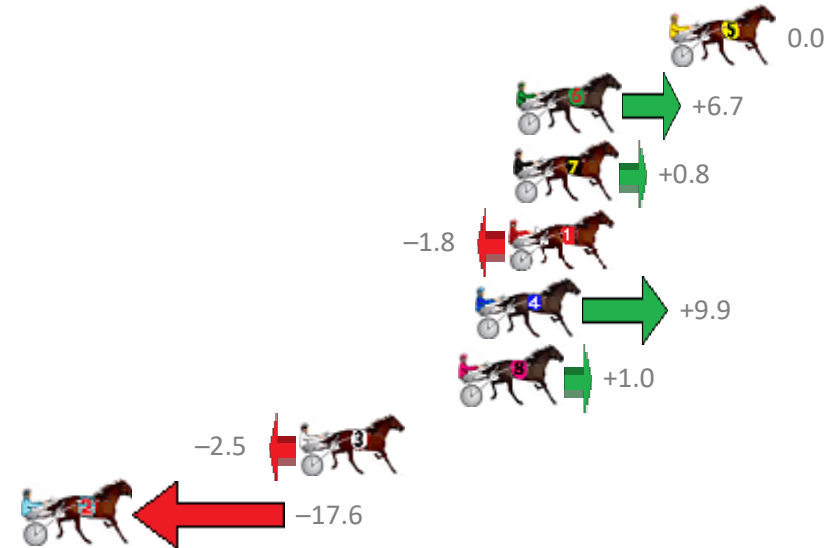
# ALBION PARK Race 6 Distance 2138m

Friday, 1 September 2017

Gross Time: 2:37.50 MileRate: 1:58.60 LeadTime: 38.40s First Qtr: 31.40s Second Qtr: 31.20s Third Qtr: 27.40s Fourth Qtr: 29.10s

No	Horse	Plc	Margin	Time	800Time (W)	400 Time (W)
5	BURMACH	1	0.0m	2:37.50	56.50s (0)	29.10s (0)
6	SAMS A CHAMP	2	6.1m	2:37.94	56.03s (2)	29.25s (2)
7	SURFACE TO AIR	3	6.2m	2:37.95	56.44s (2)	29.20s (1)
1	BRONZE ECSTASY	4	6.4m	2:37.97	56.63s (0)	29.23s (0)
4	ONE TO TANGO	5	7.7m	2:38.06	55.80s (1)	28.53s (1)
8	GLENBURN RED	6	8.4m	2:38.11	56.43s (0)	29.01s (0)
3	GLENFERRIE BABY	7	14.7m	2:38.57	56.68s (1)	29.28s (2)
2	GEORGIA GRACE	8	25.6m	2:39.36	57.74s (1)	30.18s (1)

Finish Position and metres gained from 800m



Trots Sectionals  
 Powered by  
[www.pjdata.com.au](http://www.pjdata.com.au)  
 Home of PJ Trots Analyser



The Racing Queensland Board (trading as Racing Queensland) and provider are not responsible for the completeness or accuracy of any of the information contained herein, and makes no representations about its suitability for any purpose.

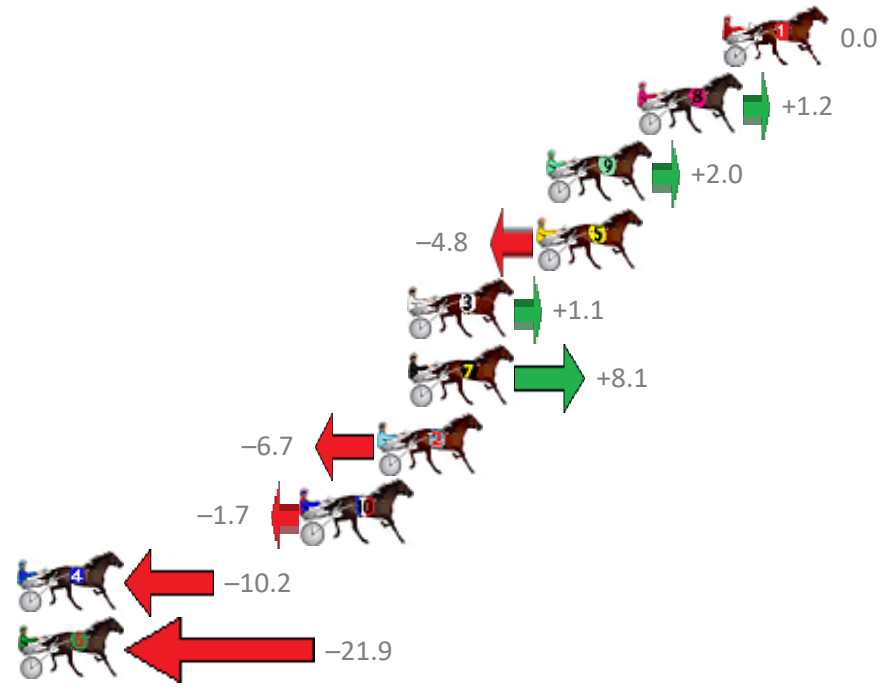
# ALBION PARK Race 7 Distance 1660m

Friday, 1 September 2017

Gross Time: 2:00.60 MileRate: 1:56.90 LeadTime: 3.60s First Qtr: 29.50s Second Qtr: 31.90s Third Qtr: 27.60s Fourth Qtr: 28.00s

No	Horse	Plc	Margin	Time	800Time (W)	400 Time (W)
1	THATS HOW WEROLL	1	0.0m	2:00.60	55.60s (0)	28.00s (0)
8	THE CARINGBAH KID	2	3.4m	2:00.84	55.52s (0)	27.92s (0)
9	KATNISS	3	7.0m	2:01.09	55.46s (0)	27.82s (0)
5	EVELYN JAY	4	7.4m	2:01.12	55.93s (1)	28.17s (1)
3	MONKSEATON	5	12.5m	2:01.47	55.52s (0)	27.74s (0)
7	IOWNATURBO	6	12.5m	2:01.47	55.04s (2)	28.29s (2)
2	ROCKY CARRINGTON	7	13.7m	2:01.56	56.07s (1)	28.27s (1)
10	GLOVEMAN GILLY	8	16.7m	2:01.77	55.72s (2)	28.94s (2)
4	LOCKTON ART	9	28.4m	2:02.59	56.31s (0)	28.34s (0)
6	MINI CAM	10	33.1m	2:02.92	57.12s (1)	29.00s (1)

Finish Position and metres gained from 800m



Trots Sectionals  
 Powered by  
[www.pjdata.com.au](http://www.pjdata.com.au)  
 Home of PJ Trots Analyser



The Racing Queensland Board (trading as Racing Queensland) and provider are not responsible for the completeness or accuracy of any of the information contained herein, and makes no representations about its suitability for any purpose.

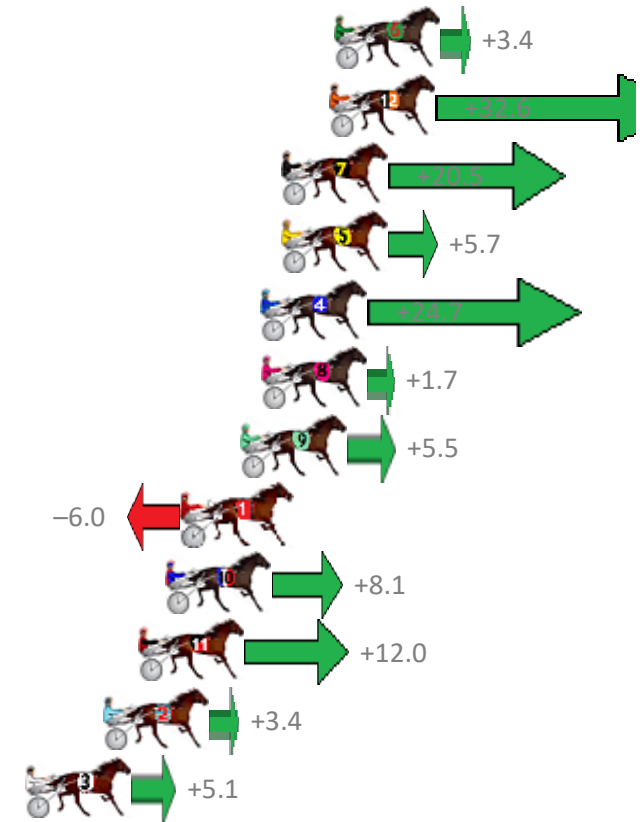
# ALBION PARK Race 8 Distance 1660m

Friday, 1 September 2017

Gross Time: 1:58.90 MileRate: 1:55.20 LeadTime: 3.60s First Qtr: 27.20s Second Qtr: 30.50s Third Qtr: 28.20s Fourth Qtr: 29.40s

No	Horse	Plc	Margin	Time	800Time (W)	400 Time (W)
6	FEEL THE COURAGE	1	0.0m	1:58.90	57.36s (1)	29.27s (1)
12	THE SHADY ONE	2	0.2m	1:58.91	55.25s (1)	27.62s (2)
7	MAJOR MOMENT	3	2.1m	1:59.05	56.12s (1)	28.07s (1)
5	KARLOO MAC	4	2.1m	1:59.05	57.19s (1)	29.10s (1)
4	GASMONKEY	5	2.9m	1:59.11	55.82s (1)	28.22s (2)
8	ROYAL JACQUARD	6	2.9m	1:59.11	57.48s (0)	29.29s (0)
9	KETUT	7	3.7m	1:59.17	57.20s (0)	29.04s (0)
1	BULL MARKET	8	6.0m	1:59.34	58.03s (0)	29.84s (0)
10	STRAWBERRY COURAG	9	6.7m	1:59.39	57.02s (0)	28.88s (0)
11	TALLYHO BROMAC	10	7.8m	1:59.47	56.74s (0)	28.62s (0)
2	AMERICANHIGHLIGHTS	11	9.2m	1:59.58	57.36s (1)	29.28s (1)
3	FIERY BLUE CHIP	12	12.3m	1:59.80	57.23s (1)	29.26s (2)

## Finish Position and metres gained from 800m



Trots Sectionals  
 Powered by  
[www.pjdata.com.au](http://www.pjdata.com.au)  
 Home of PJ Trots Analyser



The Racing Queensland Board (trading as Racing Queensland) and provider are not responsible for the completeness or accuracy of any of the information contained herein, and makes no representations about its suitability for any purpose.



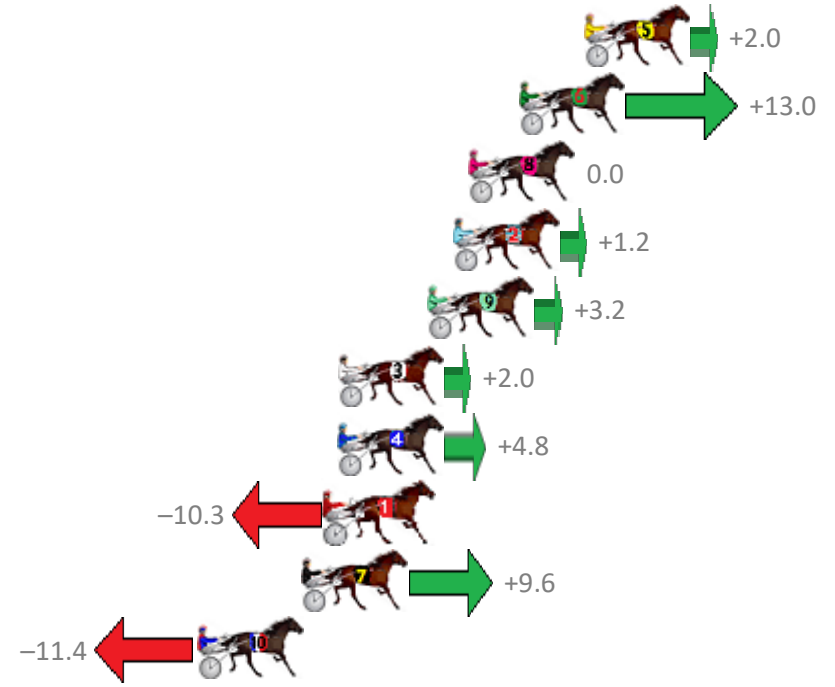
# ALBION PARK Race 9 Distance 1660m

Friday, 1 September 2017

Gross Time: 1:58.40 MileRate: 1:54.80 LeadTime: 3.60s First Qtr: 28.70s Second Qtr: 28.60s Third Qtr: 28.20s Fourth Qtr: 29.30s

No	Horse	Plc	Margin	Time	800Time (W)	400 Time (W)
5	LEIGHMONT	1	0.0m	1:58.40	57.36s (1)	29.20s (1)
6	SHAREAPASSION	2	2.6m	1:58.59	56.57s (2)	28.80s (3)
8	COMPLY OR DIE	3	4.6m	1:58.74	57.50s (0)	29.31s (0)
2	MICKEY MCROONEY	4	5.2m	1:58.78	57.41s (1)	29.24s (1)
9	GANGSTER BOY	5	6.2m	1:58.85	57.27s (0)	29.12s (0)
3	PARTY STARTER	6	9.8m	1:59.12	57.36s (1)	29.21s (1)
4	HORACE FOXLEY	7	9.8m	1:59.12	57.15s (0)	29.05s (0)
1	SWIFT APPROVAL	8	10.3m	1:59.15	58.24s (0)	30.05s (0)
7	RAESAWINNER	9	11.2m	1:59.22	56.81s (1)	29.11s (3)
10	STRAWBS IDEAL ACT	10	15.4m	1:59.53	58.32s (2)	30.06s (2)

Finish Position and metres gained from 800m



Trots Sectionals  
 Powered by  
[www.pjdata.com.au](http://www.pjdata.com.au)  
 Home of PJ Trots Analyser



The Racing Queensland Board (trading as Racing Queensland) and provider are not responsible for the completeness or accuracy of any of the information contained herein, and makes no representations about its suitability for any purpose.