

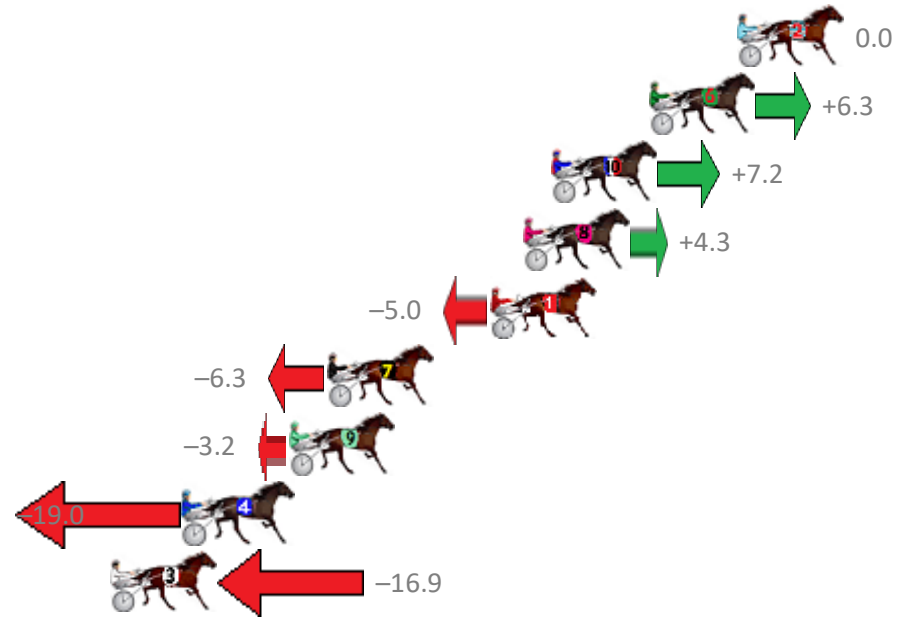
Redcliffe Race 1 Distance 2040m

Wednesday, 18 October 2017

Gross Time: 2:32.80 MileRate: 2:00.50 LeadTime: 31.50s First Qtr: 32.00s Second Qtr: 31.00s Third Qtr: 29.70s Fourth Qtr: 28.60s

No	Horse	Plc	Margin	Time	800Time (W)	400 Time (W)
2	AARCADO	1	0.0m	2:32.80	58.30s (0)	28.60s (0)
6	BLAZING VC	2	3.5m	2:33.05	57.84s (2)	28.62s (2)
10	JULIA MAC	3	7.4m	2:33.33	57.78s (2)	28.56s (2)
8	REAL KNUCKY	4	8.5m	2:33.41	57.99s (1)	28.29s (2)
1	SWAFFHAM WATER	5	9.8m	2:33.50	58.66s (0)	28.99s (0)
7	WEASEL	6	16.3m	2:33.97	58.76s (0)	29.08s (0)
9	WHAT A FLIGHT	7	17.8m	2:34.07	58.53s (0)	28.84s (0)
4	CAESAR COURT	8	22.0m	2:34.37	59.68s (1)	29.93s (1)
3	PANDORAS DIAMOND	9	24.9m	2:34.58	59.53s (1)	29.78s (1)

Finish Position and metres gained from 800m



Trots Sectionals
 Powered by
www.pjdata.com.au
 Home of PJ Trots Analyser



The Racing Queensland Board (trading as Racing Queensland) and provider are not responsible for the completeness or accuracy of any of the information contained herein, and makes no representations about its suitability for any purpose.

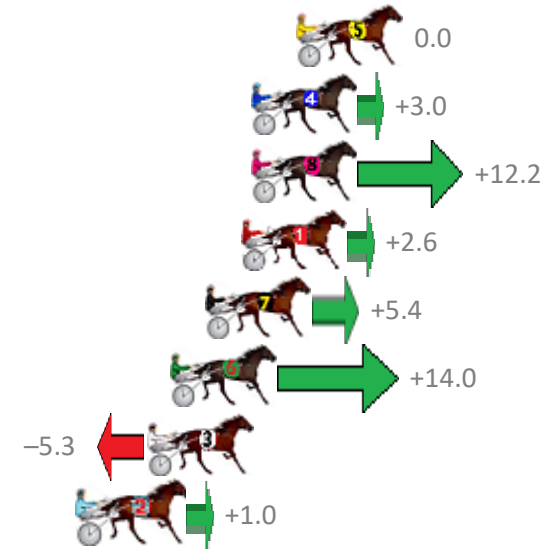
Redcliffe Race 2 Distance 2040m

Wednesday, 18 October 2017

Gross Time: 2:30.20 MileRate: 1:58.50 LeadTime: 30.00s First Qtr: 30.30s Second Qtr: 30.60s Third Qtr: 29.40s Fourth Qtr: 29.90s

No	Horse	Plc	Margin	Time	800Time (W)	400 Time (W)
5	COUNTDOWN	1	0.0m	2:30.20	59.30s (1)	29.90s (1)
4	VADER	2	1.8m	2:30.33	59.08s (1)	29.63s (1)
8	MONTCALM	3	1.8m	2:30.33	58.40s (1)	29.17s (2)
1	WEEDONS EXPRESS	4	2.2m	2:30.36	59.11s (0)	29.63s (0)
7	SPONDOOLEY	5	3.6m	2:30.47	58.90s (0)	29.39s (0)
6	RIVERLEIGH WILLIAM	6	5.0m	2:30.57	58.26s (1)	29.42s (1)
3	MAJOR MOMENT	7	5.9m	2:30.64	59.69s (0)	30.24s (0)
2	GOODTIME STRIDE	8	8.6m	2:30.84	59.23s (1)	29.99s (2)

Finish Position and metres gained from 800m



Trots Sectionals
 Powered by
www.pjdata.com.au
 Home of PJ Trots Analyser



The Racing Queensland Board (trading as Racing Queensland) and provider are not responsible for the completeness or accuracy of any of the information contained herein, and makes no representations about its suitability for any purpose.


Redcliffe Race 3 Distance 1780m

Wednesday, 18 October 2017

Gross Time: 2:09.70 MileRate: 1:57.30 LeadTime: 11.10s First Qtr: 29.40s Second Qtr: 30.40s Third Qtr: 30.00s Fourth Qtr: 28.80s

No	Horse	Plc	Margin	Time	800Time (W)	400 Time (W)
8	SAMS A CHAMP	1	0.0m	2:09.70	58.76s (1)	28.73s (1)
4	MACHEASY	2	0.2m	2:09.71	58.81s (0)	28.81s (0)
9	ALTANA BLUE	3	8.4m	2:10.30	58.62s (1)	28.66s (2)
1	PARTY STARTER	4	8.8m	2:10.33	59.11s (0)	29.07s (0)
7	FUI FUI	5	18.1m	2:11.00	59.41s (0)	29.33s (0)
5	FRENCH GLOBE	6	20.0m	2:11.14	59.08s (1)	29.02s (1)
2	TRENTLEIGH	7	22.0m	2:11.28	59.99s (1)	29.88s (1)
6	TURBO SAM	8	23.9m	2:11.42	59.47s (0)	29.33s (0)
3	JACKS GAMBIT	9	26.6m	2:11.62	59.31s (0)	29.12s (0)

Finish Position and metres gained from 800m



Trots Sectionals
 Powered by
www.pjdata.com.au
 Home of PJ Trots Analyser



The Racing Queensland Board (trading as Racing Queensland) and provider are not responsible for the completeness or accuracy of any of the information contained herein, and makes no representations about its suitability for any purpose.

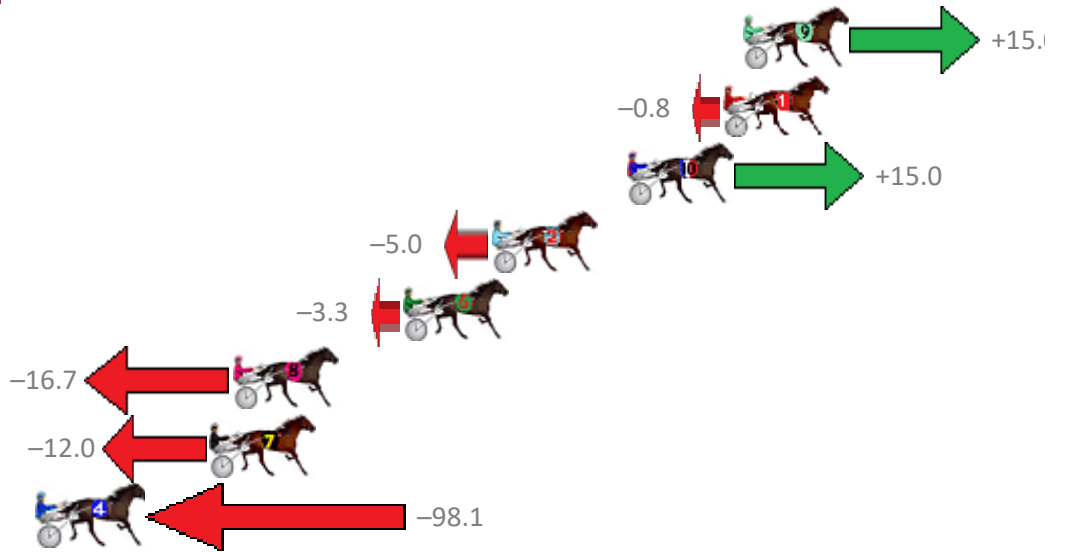
Redcliffe Race 4 Distance 1780m

Wednesday, 18 October 2017

Gross Time: 2:11.60 MileRate: 1:59.00 LeadTime: 11.10s First Qtr: 30.40s Second Qtr: 30.40s Third Qtr: 29.40s Fourth Qtr: 30.30s

No	Horse	Plc	Margin	Time	800Time (W)	400 Time (W)
9	JUSTATIC	1	0.0m	2:11.60	58.58s (1)	29.98s (2)
1	KEARNEY LANE	2	0.8m	2:11.66	59.76s (0)	30.36s (0)
10	BARON JUJON	3	4.6m	2:11.95	58.58s (1)	29.95s (2)
2	DOOLITTLE DOOFY	4	10.0m	2:12.36	60.07s (0)	30.66s (0)
6	SONNY ORLANDO	5	13.5m	2:12.62	59.95s (0)	30.44s (0)
8	OSCARS GLORY	6	20.3m	2:13.14	60.95s (1)	31.53s (1)
7	XTRAORDINARY LOMB	7	21.2m	2:13.21	60.60s (1)	31.18s (1)
4	MISTER CHOMP	8	146.9m	2:22.73	67.02s (0)	34.23s (0)

Finish Position and metres gained from 800m



Trots Sectionals
 Powered by
www.pjdata.com.au
 Home of PJ Trots Analyser



The Racing Queensland Board (trading as Racing Queensland) and provider are not responsible for the completeness or accuracy of any of the information contained herein, and makes no representations about its suitability for any purpose.

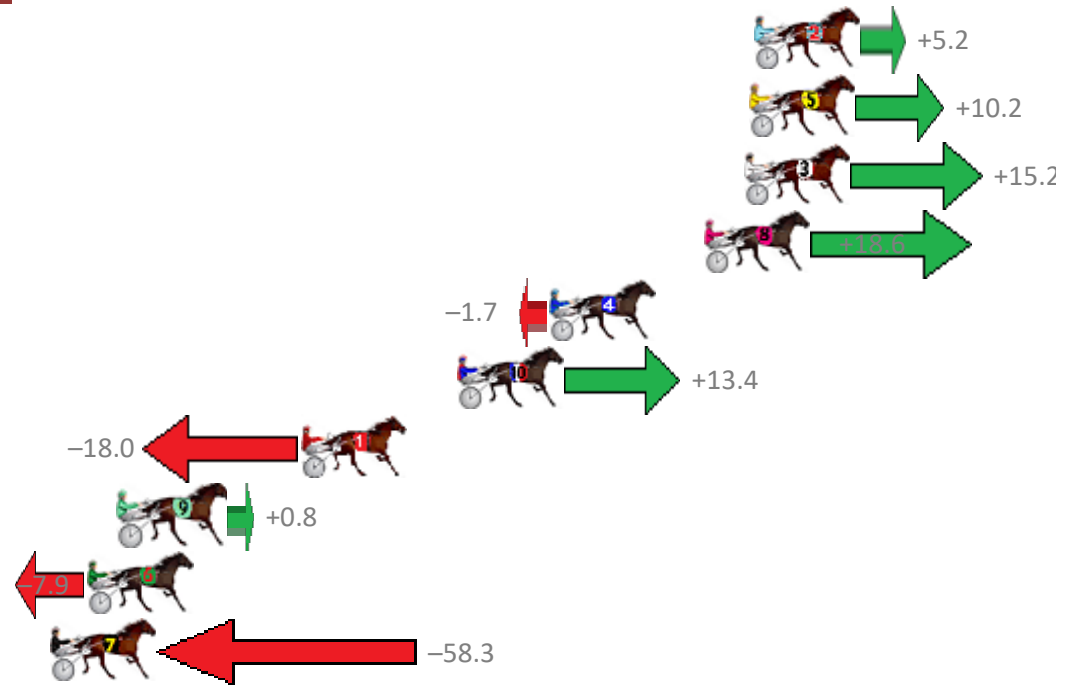
Redcliffe Race 5 Distance 1780m

Wednesday, 18 October 2017

Gross Time: 2:13.30 MileRate: 2:00.50 LeadTime: 11.10s First Qtr: 29.90s Second Qtr: 30.40s Third Qtr: 30.30s Fourth Qtr: 31.60s

No Horse	Plc	Margin	Time	800Time (W)	400 Time (W)
2 MODERN THOUGHT	1	0.0m	2:13.30	61.50s (1)	31.46s (1)
5 LEORYAN	2	0.2m	2:13.32	61.11s (1)	31.39s (2)
3 BARBOO	3	0.4m	2:13.33	60.72s (1)	30.97s (1)
8 ARCH EMPRESS	4	2.0m	2:13.46	60.46s (1)	31.14s (2)
4 WATYOUSEEWATUGE	5	8.1m	2:13.94	62.03s (0)	31.91s (0)
10 BUDDY BABCOCK	6	11.8m	2:14.23	60.86s (0)	30.97s (1)
1 IM ANGUS MATTGREG	7	18.0m	2:14.72	63.29s (0)	33.02s (0)
9 DONT ARK WITH ME	8	25.2m	2:15.29	61.84s (1)	32.39s (2)
6 THE JEWEL THIEF	9	26.5m	2:15.39	62.51s (0)	32.57s (1)
7 PUA ALOALO	10	71.5m	2:18.95	66.41s (0)	35.84s (0)

Finish Position and metres gained from 800m



Trots Sectionals
 Powered by
www.pjdata.com.au
 Home of PJ Trots Analyser



The Racing Queensland Board (trading as Racing Queensland) and provider are not responsible for the completeness or accuracy of any of the information contained herein, and makes no representations about its suitability for any purpose.

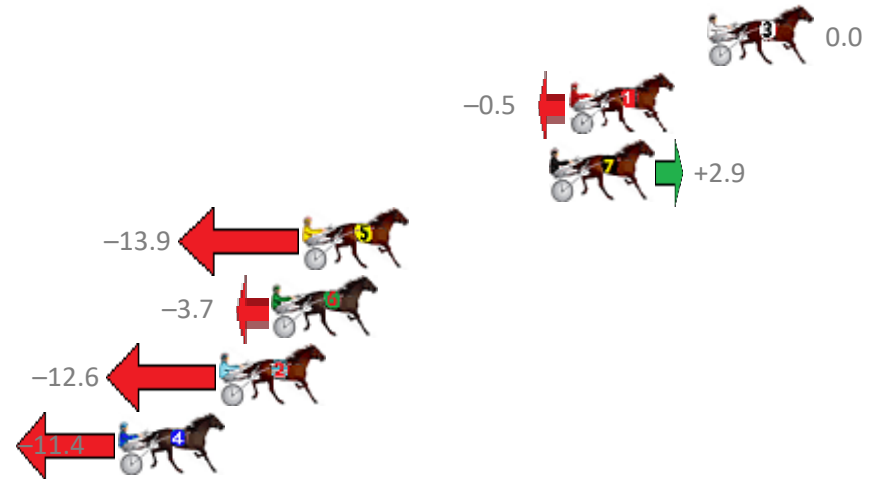
Redcliffe Race 6 Distance 2040m

Wednesday, 18 October 2017

Gross Time: 2:33.80 MileRate: 2:01.30 LeadTime: 31.70s First Qtr: 31.90s Second Qtr: 31.10s Third Qtr: 29.70s Fourth Qtr: 29.40s

No	Horse	Plc	Margin	Time	800Time (W)	400 Time (W)
3	HORACE FOXLEY	1	0.0m	2:33.80	59.10s (0)	29.40s (0)
1	PLATINUM ART	2	5.5m	2:34.20	59.14s (0)	29.45s (0)
7	SWIFT APPROVAL	3	6.3m	2:34.26	58.89s (0)	29.20s (0)
5	LEIGHMONT	4	16.1m	2:34.98	60.13s (1)	30.27s (1)
6	WASTE OF TIME	5	17.3m	2:35.07	59.37s (0)	29.67s (0)
2	ANY WONDER	6	19.4m	2:35.23	60.03s (1)	30.19s (1)
4	NINE CARD PLAYER	7	23.4m	2:35.52	59.94s (1)	30.15s (1)

Finish Position and metres gained from 800m



Trots Sectionals
 Powered by
www.pjdata.com.au
 Home of PJ Trots Analyser



The Racing Queensland Board (trading as Racing Queensland) and provider are not responsible for the completeness or accuracy of any of the information contained herein, and makes no representations about its suitability for any purpose.

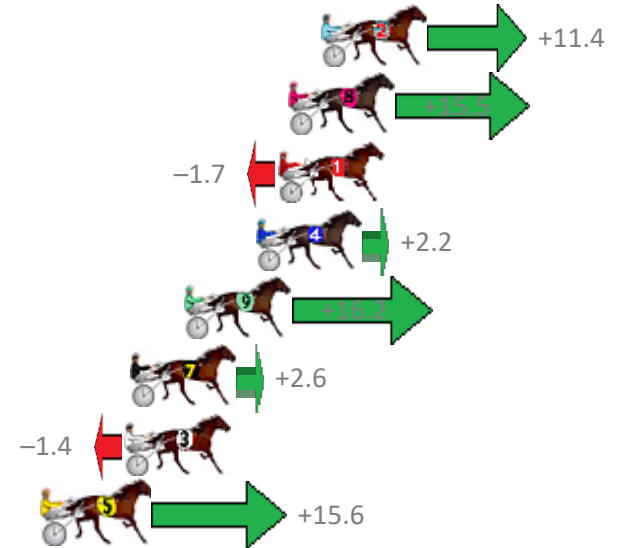
Redcliffe Race 7 Distance 1780m

Wednesday, 18 October 2017

Gross Time: 2:15.70 MileRate: 2:02.70 LeadTime: 11.80s First Qtr: 31.00s Second Qtr: 32.40s Third Qtr: 30.20s Fourth Qtr: 30.30s

No Horse	Plc	Margin	Time	800Time (W)	400 Time (W)
2 NOTTELLINYA	1	0.0m	2:15.70	59.64s (1)	29.80s (2)
8 I AM ANDY	2	1.3m	2:15.80	59.33s (1)	29.55s (1)
1 SHERKHAN	3	1.7m	2:15.83	60.63s (0)	30.35s (0)
4 LITTLE LIZZIE JOVE	4	2.6m	2:15.90	60.33s (0)	30.50s (1)
9 PROBABLE CAUSE	5	5.4m	2:16.11	59.27s (1)	29.50s (3)
7 ARMBROS LAD	6	7.6m	2:16.28	60.30s (0)	30.47s (1)
3 LIGHTHORSE	7	7.8m	2:16.29	60.61s (1)	30.75s (2)
5 ITS ALL TORQUE	8	11.0m	2:16.53	59.32s (1)	28.45s (0)
10 PONOVER	9	26.2m	2:17.68	60.76s (2)	31.35s (2)

Finish Position and metres gained from 800m



Trots Sectionals
 Powered by
www.pjdata.com.au
 Home of PJ Trots Analyser

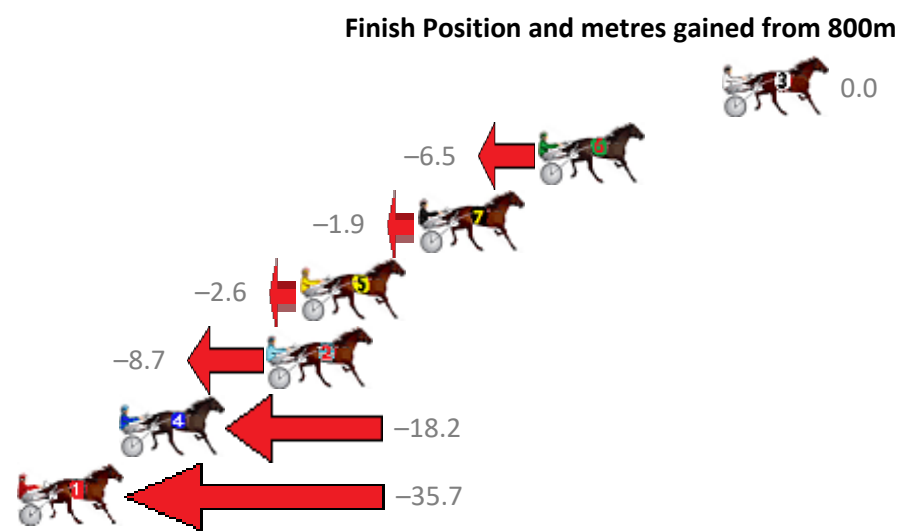
The Racing Queensland Board (trading as Racing Queensland) and provider are not responsible for the completeness or accuracy of any of the information contained herein, and makes no representations about its suitability for any purpose.

Redcliffe Race 8 Distance 2040m

Wednesday, 18 October 2017

Gross Time: 2:30.60 MileRate: 1:58.80 LeadTime: 31.60s First Qtr: 30.70s Second Qtr: 29.90s Third Qtr: 28.90s Fourth Qtr: 29.50s

No	Horse	Plc	Margin	Time	800Time (W)	400 Time (W)
3	COVERT BEAUTY	1	0.0m	2:30.60	58.40s (0)	29.50s (0)
6	ZENMACH	2	7.3m	2:31.14	58.87s (1)	29.91s (1)
7	ROCKNROLLHIGHLIGHT	3	12.1m	2:31.49	58.54s (1)	29.42s (2)
5	ILLAWONG LIVELY	4	16.8m	2:31.84	58.59s (0)	29.26s (1)
2	BUBBALOOBAH	5	18.1m	2:31.93	59.04s (0)	29.64s (0)
4	MR BOSLEY	6	24.0m	2:32.37	59.73s (1)	30.37s (1)
1	DOUBLE BAILEYS	7	40.3m	2:33.57	61.01s (0)	31.59s (0)



Trots Sectionals
 Powered by
www.pjdata.com.au
 Home of PJ Trots Analyser



The Racing Queensland Board (trading as Racing Queensland) and provider are not responsible for the completeness or accuracy of any of the information contained herein, and makes no representations about its suitability for any purpose.