

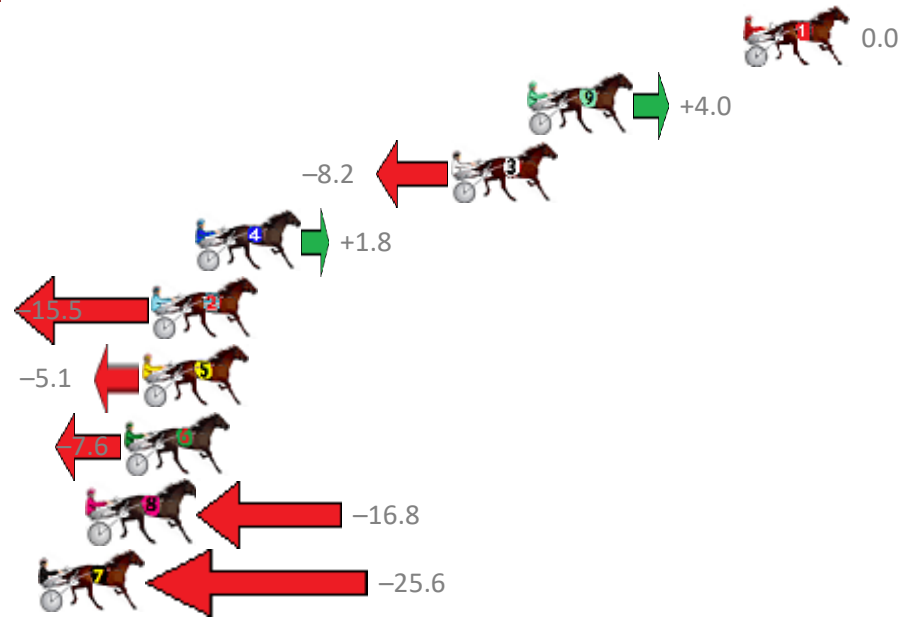
Redcliffe Race 1 Distance 2040m

Wednesday, 25 October 2017

Gross Time: 2:30.80 MileRate: 1:59.00 LeadTime: 31.50s First Qtr: 30.50s Second Qtr: 30.30s Third Qtr: 28.50s Fourth Qtr: 30.00s

No	Horse	Plc	Margin	Time	800Time (W)	400 Time (W)
1	TOP FLIGHT CRUIZE	1	0.0m	2:30.80	58.50s (0)	30.00s (0)
9	JAKES A JOY	2	8.6m	2:31.45	58.21s (1)	30.41s (2)
3	FUI FUI	3	11.6m	2:31.67	59.10s (1)	30.61s (1)
4	ARBIT MAJOR	4	21.8m	2:32.43	58.37s (2)	30.38s (2)
2	CAPTAIN CHARGE OVER	5	23.5m	2:32.56	59.63s (1)	30.98s (1)
5	AARCADO	6	23.9m	2:32.59	58.87s (2)	30.98s (2)
6	DONNY JONES	7	24.6m	2:32.65	59.06s (1)	30.67s (1)
8	VILLAGE CRUISER	8	26.0m	2:32.75	59.73s (0)	30.99s (0)
7	TOSCA JACK	9	30.0m	2:33.05	60.37s (0)	31.65s (0)

Finish Position and metres gained from 800m



Trots Sectionals
 Powered by
www.pjdata.com.au
 Home of PJ Trots Analyser



The Racing Queensland Board (trading as Racing Queensland) and provider are not responsible for the completeness or accuracy of any of the information contained herein, and makes no representations about its suitability for any purpose.

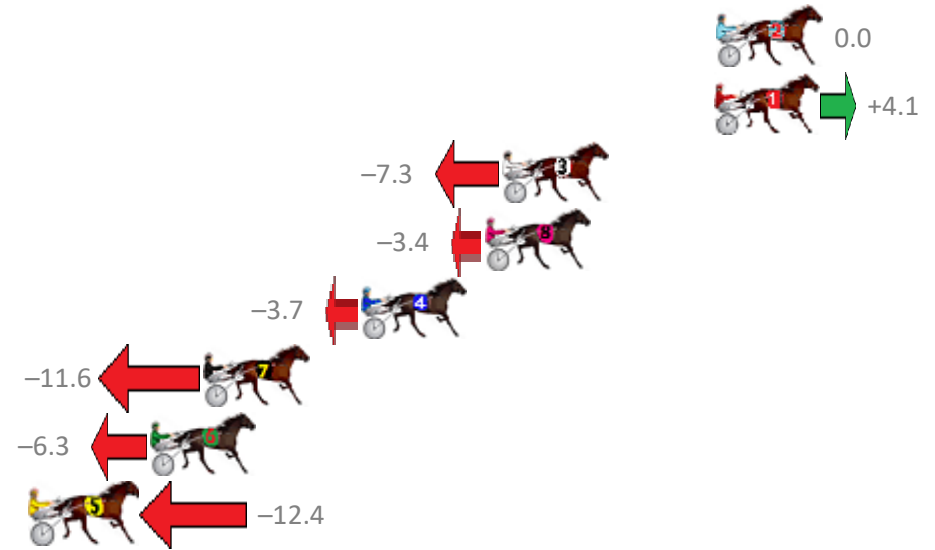
Redcliffe Race 2 Distance 1780m

Wednesday, 25 October 2017

Gross Time: 2:12.50 MileRate: 1:59.80 LeadTime: 11.60s First Qtr: 31.30s Second Qtr: 31.90s Third Qtr: 29.40s Fourth Qtr: 28.30s

No	Horse	Plc	Margin	Time	800Time (W)	400 Time (W)
2	SAMS A CHAMP	1	0.0m	2:12.50	57.70s (0)	28.30s (0)
1	SPONDOOLEY	2	0.1m	2:12.51	57.40s (0)	28.00s (0)
3	FRENCH GLOBE	3	8.5m	2:13.10	58.23s (1)	28.87s (1)
8	VADER	4	9.2m	2:13.15	57.95s (1)	28.57s (1)
4	GOOD FEELINGS	5	14.1m	2:13.50	57.97s (1)	28.59s (1)
7	PEPPERALL	6	20.4m	2:13.94	58.54s (0)	29.09s (0)
6	SIR REGAL DELIGHT	7	22.5m	2:14.09	58.15s (2)	29.59s (2)
5	CLOCKON DOC LOMBO	8	27.2m	2:14.42	58.59s (1)	29.64s (3)

Finish Position and metres gained from 800m



Trots Sectionals
 Powered by
www.pjdata.com.au
 Home of PJ Trots Analyser



The Racing Queensland Board (trading as Racing Queensland) and provider are not responsible for the completeness or accuracy of any of the information contained herein, and makes no representations about its suitability for any purpose.

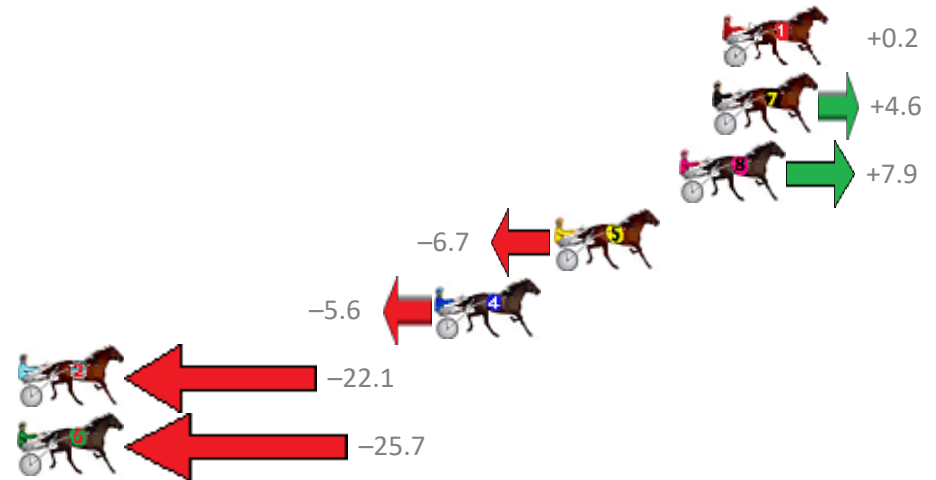
Redcliffe Race 3 Distance 2040m

Wednesday, 25 October 2017

Gross Time: 2:29.20 MileRate: 1:57.70 LeadTime: 31.00s First Qtr: 29.10s Second Qtr: 29.40s Third Qtr: 29.20s Fourth Qtr: 30.50s

No	Horse	Plc	Margin	Time	800Time (W)	400 Time (W)
1	NUI TOC TIEN	1	0.0m	2:29.20	59.69s (0)	30.50s (0)
7	USANE FLASH	2	0.4m	2:29.23	59.36s (0)	30.01s (0)
8	MISTER ELEGANT	3	1.7m	2:29.33	59.11s (0)	29.67s (0)
5	COUNTDOWN	4	6.7m	2:29.71	60.20s (1)	30.74s (1)
4	MAJOR SCORE	5	11.4m	2:30.07	60.12s (1)	30.70s (1)
2	FOURS ENUF TAS	6	37.7m	2:32.07	61.35s (1)	31.83s (0)
6	JACCKA LONNY	7	47.9m	2:32.85	61.62s (0)	31.96s (0)

Finish Position and metres gained from 800m



Trots Sectionals
 Powered by
www.pjdata.com.au
 Home of PJ Trots Analyser



The Racing Queensland Board (trading as Racing Queensland) and provider are not responsible for the completeness or accuracy of any of the information contained herein, and makes no representations about its suitability for any purpose.

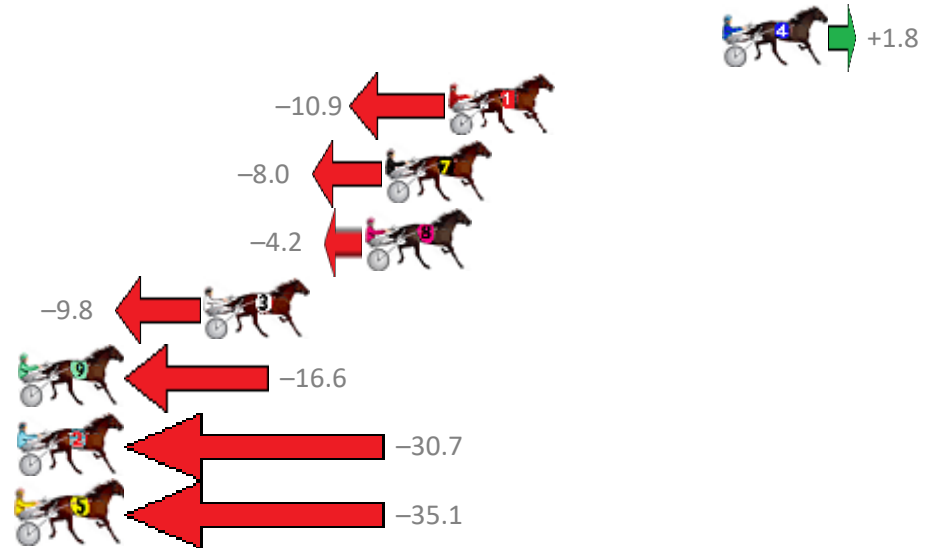
Redcliffe Race 4 Distance 1780m

Wednesday, 25 October 2017

Gross Time: 2:10.60 MileRate: 1:58.10 LeadTime: 11.20s First Qtr: 29.80s Second Qtr: 31.70s Third Qtr: 28.50s Fourth Qtr: 29.40s

No	Horse	Plc	Margin	Time	800Time (W)	400 Time (W)
4	REAL KNUCKY	1	0.0m	2:10.60	57.77s (1)	29.40s (1)
1	MODERN THOUGHT	2	10.9m	2:11.40	58.69s (0)	30.19s (0)
7	BUBBALOOBAH	3	13.4m	2:11.58	58.48s (0)	30.00s (0)
8	MAKE A POINT	4	14.2m	2:11.64	58.20s (0)	29.71s (0)
3	SWAFFHAM WATER	5	20.6m	2:12.11	58.61s (1)	29.81s (1)
9	LYNCHMAN	6	29.4m	2:12.76	59.10s (2)	30.63s (2)
2	FLASHING GOOD TIME	7	37.1m	2:13.33	60.12s (1)	31.36s (1)
5	WEBBY VANDERQUACK	8	43.1m	2:13.77	60.44s (2)	31.97s (2)

Finish Position and metres gained from 800m



Trots Sectionals
 Powered by
www.pjdata.com.au
 Home of PJ Trots Analyser



The Racing Queensland Board (trading as Racing Queensland) and provider are not responsible for the completeness or accuracy of any of the information contained herein, and makes no representations about its suitability for any purpose.

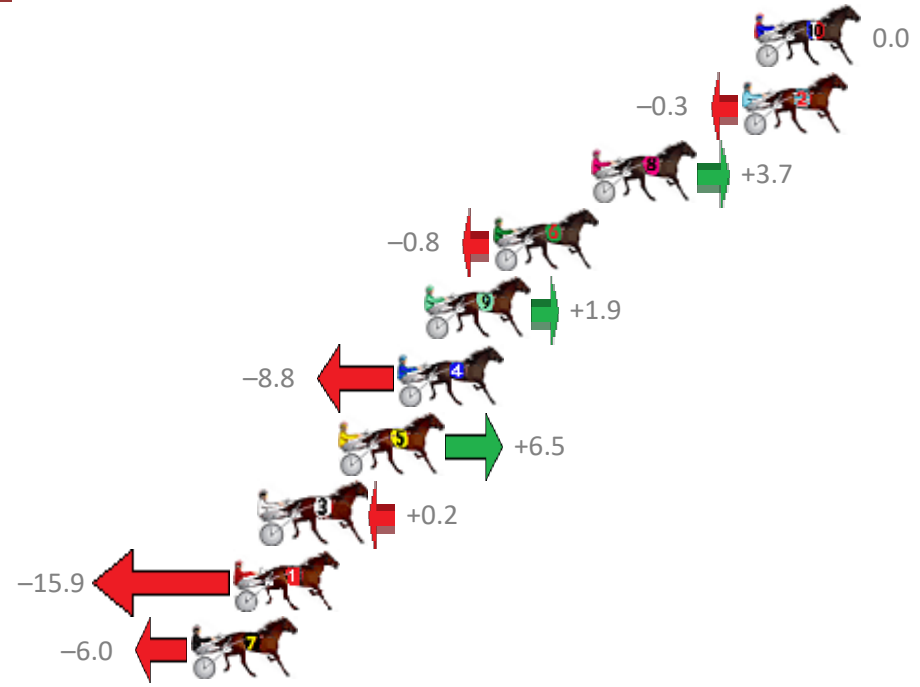
Redcliffe Race 5 Distance 1780m

Wednesday, 25 October 2017

Gross Time: 2:14.30 MileRate: 2:01.40 LeadTime: 12.20s First Qtr: 30.10s Second Qtr: 32.20s Third Qtr: 29.50s Fourth Qtr: 30.30s

No	Horse	Plc	Margin	Time	800Time (W)	400 Time (W)
10	MISS CATALINA	1	0.0m	2:14.30	59.80s (1)	30.27s (1)
2	LIGHTHORSE	2	0.5m	2:14.34	59.82s (0)	30.34s (0)
8	TRAIN WRECK	3	6.5m	2:14.79	59.52s (1)	30.26s (2)
6	WHAT A FLIGHT	4	10.4m	2:15.09	59.86s (0)	30.27s (0)
9	AM ANDY	5	13.1m	2:15.29	59.66s (1)	30.40s (2)
4	SHERKHAN	6	14.2m	2:15.38	60.46s (1)	30.95s (1)
5	BALTIC BLUE EYES	7	16.5m	2:15.55	59.31s (0)	30.25s (1)
3	PROBABLE CAUSE	8	19.6m	2:15.78	59.79s (1)	30.88s (3)
1	RED CASTLE WARRIOR	9	20.7m	2:15.87	60.99s (0)	31.38s (0)
7	SUMMER MONEY	10	22.4m	2:16.00	60.25s (0)	30.78s (0)

Finish Position and metres gained from 800m



Trots Sectionals
 Powered by
www.pjdata.com.au
 Home of PJ Trots Analyser



The Racing Queensland Board (trading as Racing Queensland) and provider are not responsible for the completeness or accuracy of any of the information contained herein, and makes no representations about its suitability for any purpose.


Redcliffe Race 6 Distance 1780m

Wednesday, 25 October 2017

Gross Time: 2:13.10 MileRate: 2:00.40 LeadTime: 11.60s First Qtr: 30.40s Second Qtr: 31.60s Third Qtr: 29.70s Fourth Qtr: 29.80s

No	Horse	Plc	Margin	Time	800Time (W)	400 Time (W)
5	HOT ROD HEAVEN	1	0.0m	2:13.10	58.32s (1)	29.38s (2)
10	BOB GAGE	2	0.2m	2:13.11	58.49s (2)	29.71s (2)
6	WEASEL	3	7.3m	2:13.64	59.88s (1)	30.30s (1)
8	CHEVALS DIAMOND	4	8.5m	2:13.73	59.82s (0)	30.09s (0)
3	ULTIMATE ATTACK	5	13.3m	2:14.09	59.98s (1)	30.36s (1)
1	GONE BUST	6	13.8m	2:14.13	60.53s (0)	30.83s (0)
9	ARMBROS LAD	7	15.5m	2:14.25	59.92s (0)	30.22s (0)
2	HEZ TO BLAME	8	26.9m	2:15.10	60.65s (1)	30.97s (1)
4	LEMON SHARK	9	159.6m	2:24.99	70.15s (0)	39.08s (0)

Finish Position and metres gained from 800m



Trots Sectionals
 Powered by
www.pjdata.com.au
 Home of PJ Trots Analyser



The Racing Queensland Board (trading as Racing Queensland) and provider are not responsible for the completeness or accuracy of any of the information contained herein, and makes no representations about its suitability for any purpose.

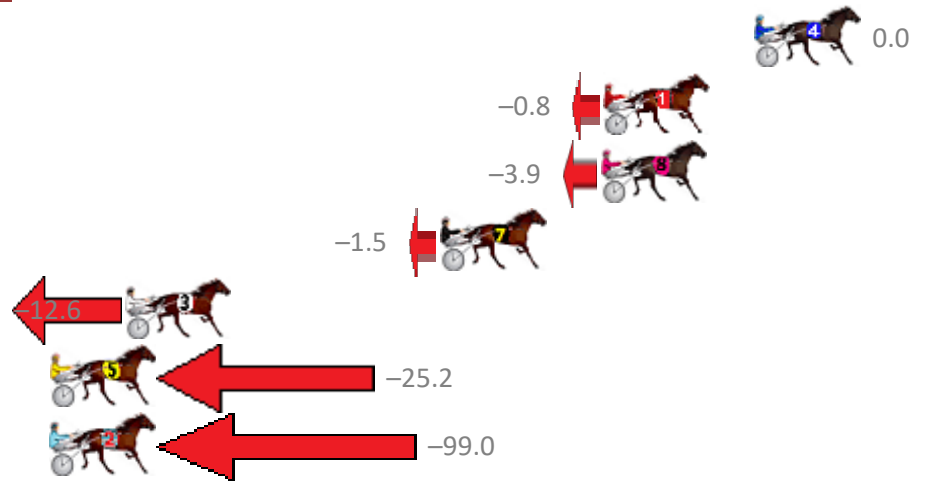
Redcliffe Race 7 Distance 1780m

Wednesday, 25 October 2017

Gross Time: 2:10.20 MileRate: 1:57.70 LeadTime: 11.50s First Qtr: 29.20s Second Qtr: 30.20s Third Qtr: 28.70s Fourth Qtr: 30.60s

No	Horse	Plc	Margin	Time	800Time (W)	400 Time (W)
4	NO CONFESSION	1	0.0m	2:10.20	59.30s (0)	30.60s (0)
1	CRUISIN CARL	2	6.0m	2:10.66	59.36s (0)	30.57s (0)
8	WEEDONS EXPRESS	3	6.1m	2:10.67	59.59s (1)	30.61s (1)
7	ILLAWONG LIVELY	4	12.5m	2:11.16	59.41s (0)	30.18s (0)
3	WASTE OF TIME	5	25.0m	2:12.11	60.23s (1)	30.72s (1)
5	GHOST GUM	6	33.4m	2:12.76	61.17s (1)	31.73s (1)
2	IRISHTOWN BABE	7	114.8m	2:18.98	66.64s (0)	37.15s (0)

Finish Position and metres gained from 800m



Trots Sectionals
 Powered by
www.pjdata.com.au
 Home of PJ Trots Analyser



The Racing Queensland Board (trading as Racing Queensland) and provider are not responsible for the completeness or accuracy of any of the information contained herein, and makes no representations about its suitability for any purpose.

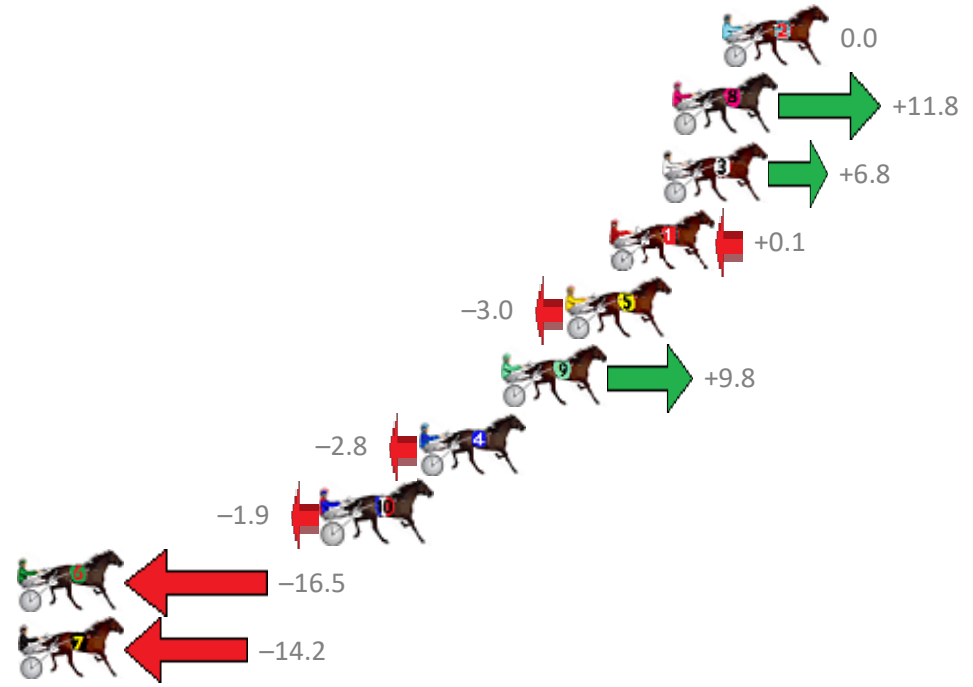
Redcliffe Race 8 Distance 1780m

Wednesday, 25 October 2017

Gross Time: 2:14.00 MileRate: 2:01.20 LeadTime: 12.20s First Qtr: 30.00s Second Qtr: 31.20s Third Qtr: 29.30s Fourth Qtr: 31.30s

No Horse	Plc	Margin	Time	800Time (W)	400 Time (W)
2 MISTY JANE	1	0.0m	2:14.00	60.60s (0)	31.30s (0)
8 CHANG	2	2.0m	2:14.16	59.71s (1)	31.10s (2)
3 HOT DOGMA	3	2.4m	2:14.19	60.08s (1)	30.86s (1)
1 OUR MAGIC MOLLY	4	4.5m	2:14.35	60.59s (0)	31.32s (0)
5 SANTASTIC PRINCESS	5	6.2m	2:14.49	60.83s (1)	31.52s (1)
9 NICKY MATTGREGOR	6	8.8m	2:14.69	59.86s (1)	31.25s (2)
4 SAKOY	7	12.0m	2:14.94	60.81s (0)	31.58s (0)
10 DALACOS EMPRESS	8	15.9m	2:15.24	60.74s (0)	31.53s (1)
6 IRRESISTABLE GABBY	9	36.5m	2:16.86	61.85s (0)	32.18s (0)
7 BETTOR ELECT ME	10	43.6m	2:17.41	61.68s (0)	32.29s (0)

Finish Position and metres gained from 800m



Trots Sectionals
 Powered by
www.pjdata.com.au
 Home of PJ Trots Analyser



The Racing Queensland Board (trading as Racing Queensland) and provider are not responsible for the completeness or accuracy of any of the information contained herein, and makes no representations about its suitability for any purpose.