

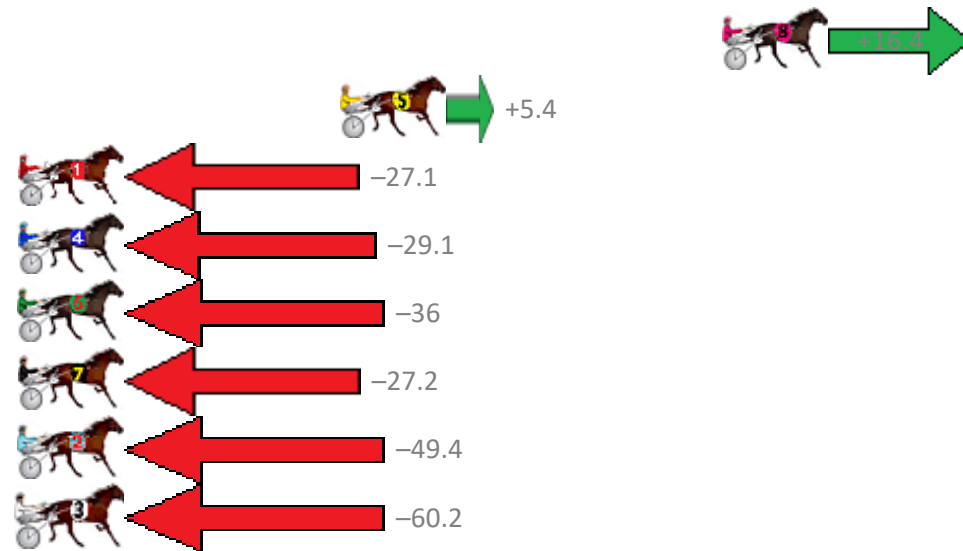
Albion Park Race 1 Distance 2138m

Friday, 3 November 2017

Gross Time: 2:38.50 MileRate: 1:59.30 LeadTime: 36.90s First Qtr: 30.70s Second Qtr: 31.40s Third Qtr: 29.70s Fourth Qtr: 29.80s

No	Horse	Plc	Margin	Time	800Time (W)	400 Time (W)
8	SPUD	1	0.0m	2:38.50	58.28s (1)	29.80s (0)
5	HARD DONE BY	2	15.2m	2:39.63	59.10s (1)	30.32s (2)
1	DAY TOURER	3	34.7m	2:41.09	61.52s (0)	31.37s (0)
4	TAIMATE SUCCESS	4	35.1m	2:41.11	61.66s (1)	31.68s (1)
6	LOCHABER	5	35.2m	2:41.12	62.12s (0)	31.81s (0)
7	MOSQUITO SPUR	6	46.8m	2:41.99	61.52s (0)	31.78s (2)
2	TURN UP TRUMPS	7	63.2m	2:43.21	63.17s (0)	32.90s (0)
3	GO AHEAD MAKEMYDA	8	71.6m	2:43.83	63.98s (1)	33.72s (1)

Finish Position and metres gained from 800m



Trots Sectionals
 Powered by
www.pjdata.com.au
 Home of PJ Trots Analyser



The Racing Queensland Board (trading as Racing Queensland) and provider are not responsible for the completeness or accuracy of any of the information contained herein, and makes no representations about its suitability for any purpose.

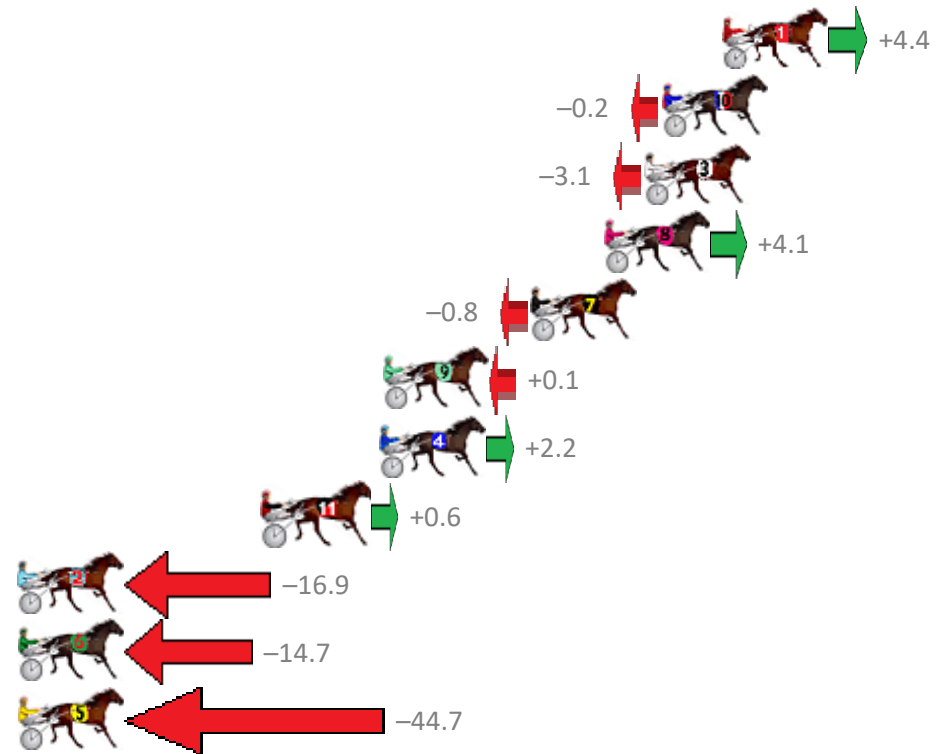
Albion Park Race 2 Distance 2138m

Friday, 3 November 2017

Gross Time: 2:36.60 MileRate: 1:57.90 LeadTime: 38.30s First Qtr: 30.30s Second Qtr: 31.30s Third Qtr: 28.80s Fourth Qtr: 27.90s

No Horse	Plc	Margin	Time	800Time (W)	400 Time (W)
1 PARK LIFE	1	0.0m	2:36.60	56.39s (0)	27.58s (0)
10 MARETTI	2	2.4m	2:36.77	56.71s (1)	27.98s (1)
3 ROCKNROLL AMBER	3	3.1m	2:36.82	56.92s (0)	28.12s (0)
8 SOI COWBOY	4	4.7m	2:36.93	56.41s (0)	27.60s (0)
7 BONNIE JUJON	5	7.6m	2:37.13	56.76s (1)	27.96s (1)
9 BARON JUJON	6	13.5m	2:37.54	56.69s (0)	27.91s (0)
4 HOT DOGMA	7	13.6m	2:37.55	56.54s (1)	27.65s (1)
11 IM ROLLING STONED	8	18.2m	2:37.87	56.66s (0)	27.83s (0)
2 LEORYAN	9	28.3m	2:38.57	57.90s (1)	29.00s (1)
6 MILLY BROMAC	10	39.9m	2:39.38	57.74s (1)	29.36s (2)
5 MINI MIRACLE	11	65.1m	2:41.14	59.87s (1)	30.93s (1)

Finish Position and metres gained from 800m



Trots Sectionals
 Powered by
www.pjdata.com.au
 Home of PJ Trots Analyser



The Racing Queensland Board (trading as Racing Queensland) and provider are not responsible for the completeness or accuracy of any of the information contained herein, and makes no representations about its suitability for any purpose.

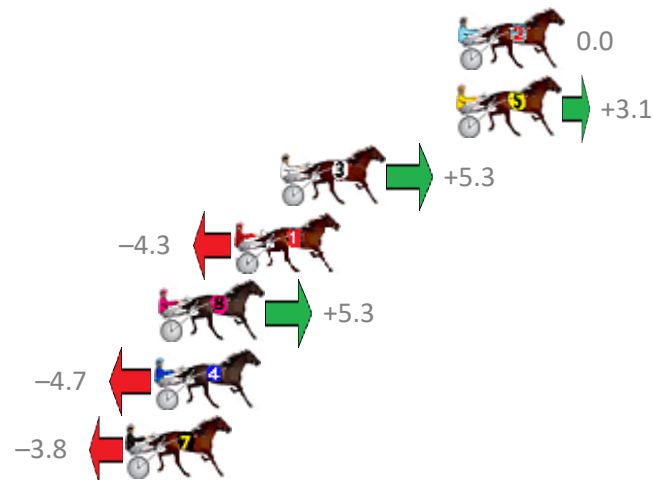
Albion Park Race 3 Distance 1660m

Friday, 3 November 2017

Gross Time: 1:57.10 MileRate: 1:53.50 LeadTime: 3.50s First Qtr: 27.80s Second Qtr: 29.70s Third Qtr: 28.40s Fourth Qtr: 27.70s

No	Horse	Plc	Margin	Time	800Time (W)	400 Time (W)
2	BURMACH	1	0.0m	1:57.10	56.10s (0)	27.70s (0)
5	GASMONKEY	2	0.1m	1:57.11	55.88s (1)	27.49s (1)
3	OFFICIANADO	3	7.1m	1:57.59	55.73s (1)	27.11s (1)
1	PROFICIENT	4	8.9m	1:57.72	56.40s (0)	27.82s (0)
8	SURFACE TO AIR	5	11.9m	1:57.92	55.73s (1)	27.46s (2)
4	JACKS COMMAND	6	12.1m	1:57.94	56.43s (1)	27.98s (1)
7	ROCKY CARRINGTON	7	13.2m	1:58.01	56.37s (0)	27.74s (0)

Finish Position and metres gained from 800m



Trots Sectionals
 Powered by
www.pjdata.com.au
 Home of PJ Trots Analyser



The Racing Queensland Board (trading as Racing Queensland) and provider are not responsible for the completeness or accuracy of any of the information contained herein, and makes no representations about its suitability for any purpose.

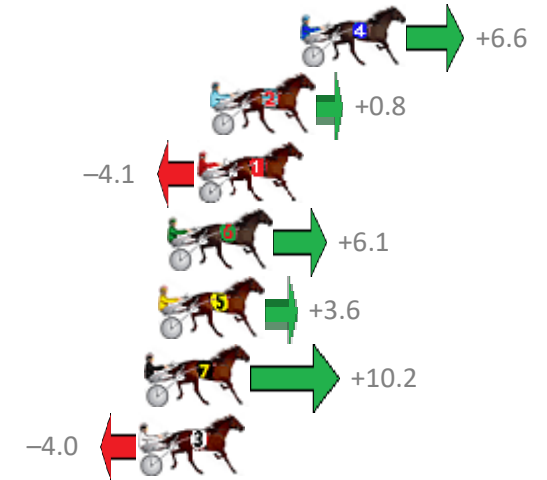
Albion Park Race 4 Distance 1660m

Friday, 3 November 2017

Gross Time: 1:59.00 MileRate: 1:55.40 LeadTime: 3.40s First Qtr: 28.70s Second Qtr: 31.60s Third Qtr: 27.80s Fourth Qtr: 27.50s

No	Horse	Plc	Margin	Time	800Time (W)	400 Time (W)
4	BULL MARKET	1	0.0m	1:59.00	54.84s (1)	27.42s (2)
2	NUREYEV	2	3.6m	1:59.25	55.24s (0)	27.42s (0)
1	CHAPTER ONE	3	4.1m	1:59.28	55.58s (0)	27.78s (0)
6	DIESEL SHANNON	4	5.3m	1:59.36	54.88s (1)	27.31s (1)
5	OUR MILLWOOD MAIZI	5	5.6m	1:59.39	55.05s (0)	27.27s (0)
7	MURANO	6	6.2m	1:59.43	54.59s (1)	27.36s (2)
3	POMPIDOU	7	6.4m	1:59.44	55.58s (1)	27.72s (1)

Finish Position and metres gained from 800m



Trots Sectionals
 Powered by
www.pjdata.com.au
 Home of PJ Trots Analyser




Albion Park Race 5 Distance 2138m

Friday, 3 November 2017

Gross Time: 2:39.50 MileRate: 2:00.00 LeadTime: 39.60s First Qtr: 31.60s Second Qtr: 31.50s Third Qtr: 29.40s Fourth Qtr: 27.40s

No	Horse	Plc	Margin	Time	800Time (W)	400 Time (W)
5	HORACE FOXLEY	1	0.0m	2:39.50	56.80s (0)	27.40s (0)
7	EPIRUS BOY	2	3.6m	2:39.75	55.81s (1)	26.59s (1)
6	DUKE JUJON	3	4.1m	2:39.78	56.14s (1)	26.94s (1)
8	RORY MACH	4	4.5m	2:39.81	56.51s (1)	27.28s (1)
1	CRUISIN CARL	5	6.0m	2:39.91	56.91s (0)	27.47s (0)
2	LEIGHMONT	6	6.7m	2:39.96	56.98s (1)	27.72s (1)
3	WASTE OF TIME	7	8.9m	2:40.11	55.88s (1)	26.63s (1)
4	PLATINUM ART	8	10.7m	2:40.23	56.93s (0)	27.46s (0)

Finish Position and metres gained from 800m



Trots Sectionals
 Powered by
www.pjdata.com.au
 Home of PJ Trots Analyser



The Racing Queensland Board (trading as Racing Queensland) and provider are not responsible for the completeness or accuracy of any of the information contained herein, and makes no representations about its suitability for any purpose.

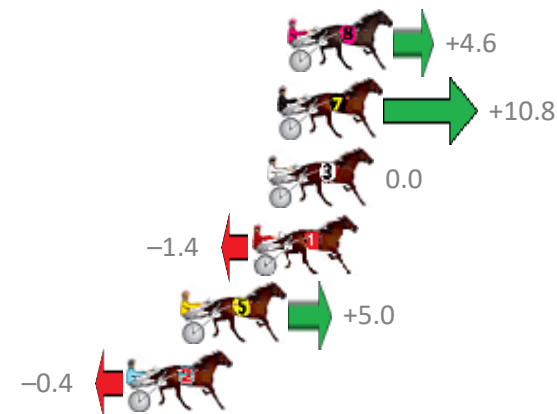
Albion Park Race 6 Distance 1660m

Friday, 3 November 2017

Gross Time: 1:58.50 MileRate: 1:54.90 LeadTime: 3.50s First Qtr: 28.10s Second Qtr: 30.30s Third Qtr: 28.20s Fourth Qtr: 28.40s

No	Horse	Plc	Margin	Time	800Time (W)	400 Time (W)
8	MACHEASY	1	0.0m	1:58.50	56.27s (0)	28.09s (0)
7	LUCIFERS LEGEND	2	0.4m	1:58.53	55.84s (1)	27.75s (2)
3	OLIVER WINKLE	3	0.8m	1:58.56	56.60s (1)	28.40s (1)
1	SHEZABONNYGEM	4	1.4m	1:58.60	56.70s (0)	28.50s (0)
5	NEVAEH	5	4.2m	1:58.80	56.25s (0)	28.06s (0)
2	BACKINTHEGAME	6	6.4m	1:58.95	56.63s (1)	28.34s (1)

Finish Position and metres gained from 800m



Trots Sectionals
 Powered by
www.pjdata.com.au
 Home of PJ Trots Analyser




The Racing Queensland Board (trading as Racing Queensland) and provider are not responsible for the completeness or accuracy of any of the information contained herein, and makes no representations about its suitability for any purpose.

Albion Park Race 7 Distance 2138m

Friday, 3 November 2017

Gross Time: 2:37.10 MileRate: 1:58.30 LeadTime: 38.60s First Qtr: 29.90s Second Qtr: 31.60s Third Qtr: 28.70s Fourth Qtr: 28.30s

No	Horse	Plc	Margin	Time	800Time (W)	400 Time (W)
3	IMA TOP TYCOON	1	0.0m	2:37.10	56.67s (0)	27.99s (0)
5	REGAL NIGHTSHADE	2	3.6m	2:37.35	57.26s (0)	28.55s (0)
9	HE GETS IT	3	9.6m	2:37.78	57.40s (1)	28.72s (1)
1	CHEYENNE WARRIOR	4	11.3m	2:37.90	57.15s (0)	28.32s (0)
8	JANUARY	5	11.7m	2:37.93	56.85s (0)	28.02s (0)
6	INCITER	6	14.1m	2:38.10	57.36s (1)	28.69s (1)
7	MY LADY LINDA	7	14.1m	2:38.10	56.91s (2)	28.84s (2)
2	JIMMY NGA	8	17.6m	2:38.35	57.30s (1)	28.55s (1)



Trots Sectionals
 Powered by
www.pjdata.com.au
 Home of PJ Trots Analyser



The Racing Queensland Board (trading as Racing Queensland) and provider are not responsible for the completeness or accuracy of any of the information contained herein, and makes no representations about its suitability for any purpose.


Albion Park Race 8 Distance 2138m

Friday, 3 November 2017

Gross Time: 2:35.50 MileRate: 1:57.00 LeadTime: 38.10s First Qtr: 30.80s Second Qtr: 29.80s Third Qtr: 28.60s Fourth Qtr: 28.20s

No	Horse	Plc	Margin	Time	800Time (W)	400 Time (W)
1	LORNE BEACH	1	0.0m	2:35.50	56.50s (0)	27.90s (0)
3	RARING TO GO	2	2.7m	2:35.69	56.99s (0)	28.39s (0)
8	GUYS BETTOR BET	3	3.5m	2:35.75	56.44s (0)	27.84s (0)
6	REDS JET STAR	4	4.9m	2:35.85	56.67s (1)	28.08s (1)
2	LENNY THE LEGEND	5	6.9m	2:35.99	56.48s (1)	27.93s (1)
7	VADER	6	7.7m	2:36.04	56.11s (2)	28.14s (2)
10	KURAHAUPO GAMBLER	7	9.0m	2:36.13	57.30s (1)	28.68s (1)
5	SIR REGAL DELIGHT	8	11.8m	2:36.33	56.64s (0)	28.06s (0)
9	RIVERLEIGH ROCKET	9	12.3m	2:36.37	56.54s (1)	28.01s (1)
4	GUTS	10	14.8m	2:36.54	56.35s (1)	28.23s (2)

Finish Position and metres gained from 800m



Trots Sectionals
 Powered by
www.pjdata.com.au
 Home of PJ Trots Analyser



The Racing Queensland Board (trading as Racing Queensland) and provider are not responsible for the completeness or accuracy of any of the information contained herein, and makes no representations about its suitability for any purpose.